

APBI AGENDA EXTRACT

Program Status--Major General Malcolm O'Neill, Deputy Director, Strategic Defense Initiative Organization

Ballistic Missile Defense and Systems Architecture--Dr. Edward Gerry, SDIO Systems Architect

Global Protection Against Limited Strikes (GPALS)--Dr. James Carlson, Deputy for Strategic Defense

System Integration & Command and Control--Colonel William Hecker, Director, System Integration and Command and Control Directorate

Global Missile Defense--Lieutenant Colonel Rohlman, Assistant Director, Program Operations Global Defense Segment Directorate

National Missile Defense--Colonel Carl Drewes, Director, National Defense Segment Directorate

Theater Missile Defense/Patriot--Mr. David Israel, Assistant Deputy, Theater Missile Defense

National Test Bed--Commander Lenio, Deputy Director, National Test Bed Directorate

Test and Evaluation--Colonel Michael Toole, Director, Test and Evaluation Directorate

Technology Overview--Colonel Simon Worden, Deputy for Technology

Innovative Science and Technology--Dr. Leonard Caveny, Assistant Director, Technology, Innovative Science and Technology Directorate

International and External Programs--Dr. J. David Martin, Director, SDIO International and External Programs Directorate

Program Budget Considerations--Lieutenant Colonel Steven Mullen, Assistant Director, Program Execution

SDIO Technical Information Center--Ms. Jeanette Clay, Assistant Director, System Development, Information Systems Directorate

#425

STRATEGIC DEFENSE INITIATIVE

Advance Planning Briefing For Industry



2 MAR 92

MG Malcolm O'Neill, USA
Deputy Director
Strategic Defense Initiative Organization



AGENDA

- **Situation**

- **Mission**

- **Execution**

- **Resources**

Situation

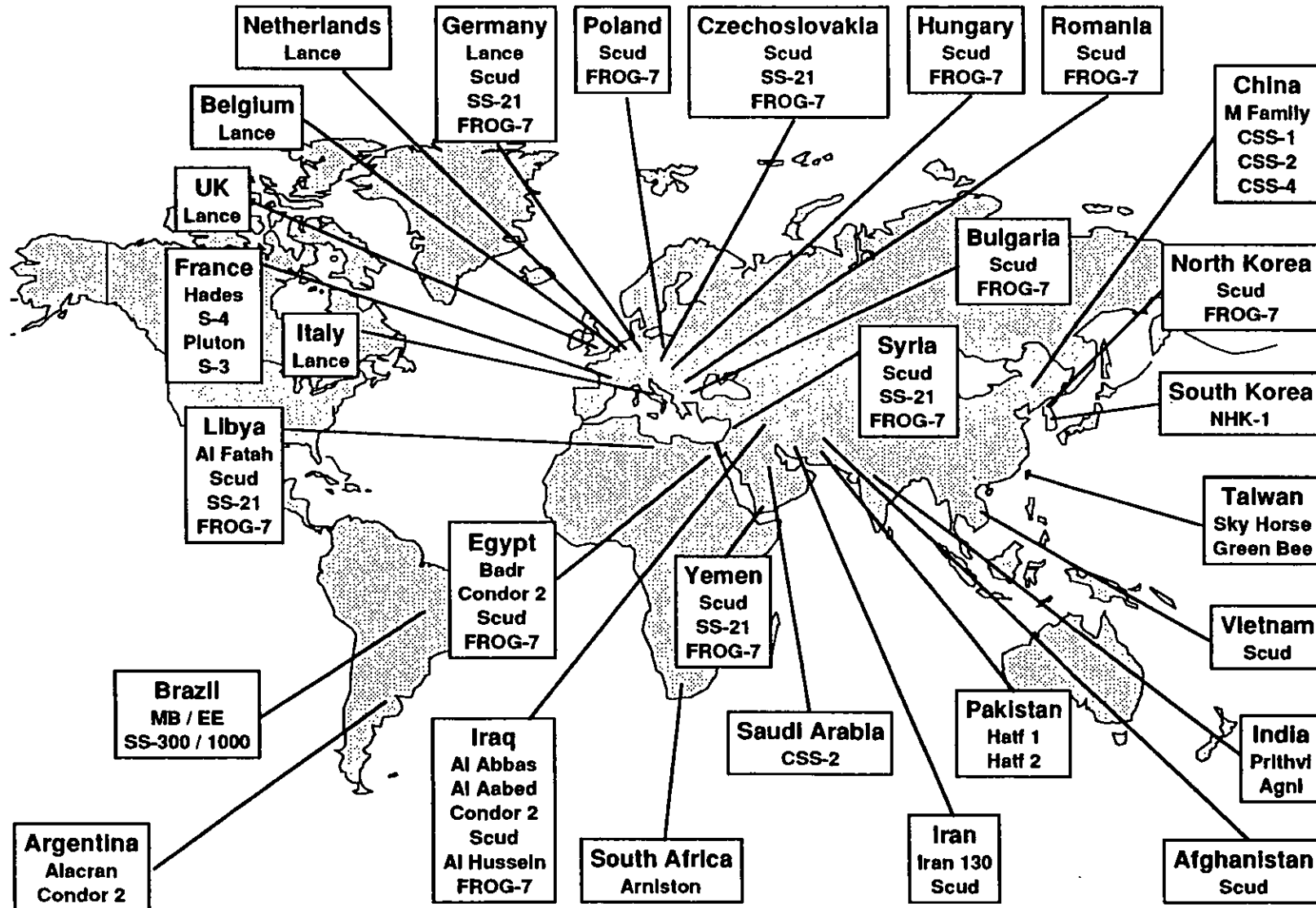


THREAT SITUATION

- **Evolving East - West Relations Changes Calculus**
 - **Soviet Union No Longer Exists**
 - **Republics Of The Former Soviet Union Still Retain Large, Modern Strategic Forces**
 - **Political Instabilities Increase Concern About Use Of Ballistic Missiles**
- **Ballistic Missile Proliferation A Growing Threat To U.S.**
 - **Directly Threatens The Republics Of The Former Soviet Union**
- **Threat Of Third Country Attacks Increasing**



EVOLVING BALLISTIC MISSILE CAPABILITY



Friendly Situation



FRIENDLY SITUATION

- **JCS Ballistic Missile Defense (BMD) Requirements In Place**

Phase I Operational Requirements Document (ORD) And Theater Missile Defense (TMD) Mission Needs Statement (MNS)

- **The President's 1991 State Of The Union Address**

Refocus

- **Missile Defense Act Of 1991**

Early Ballistic Missile Defense Deployment

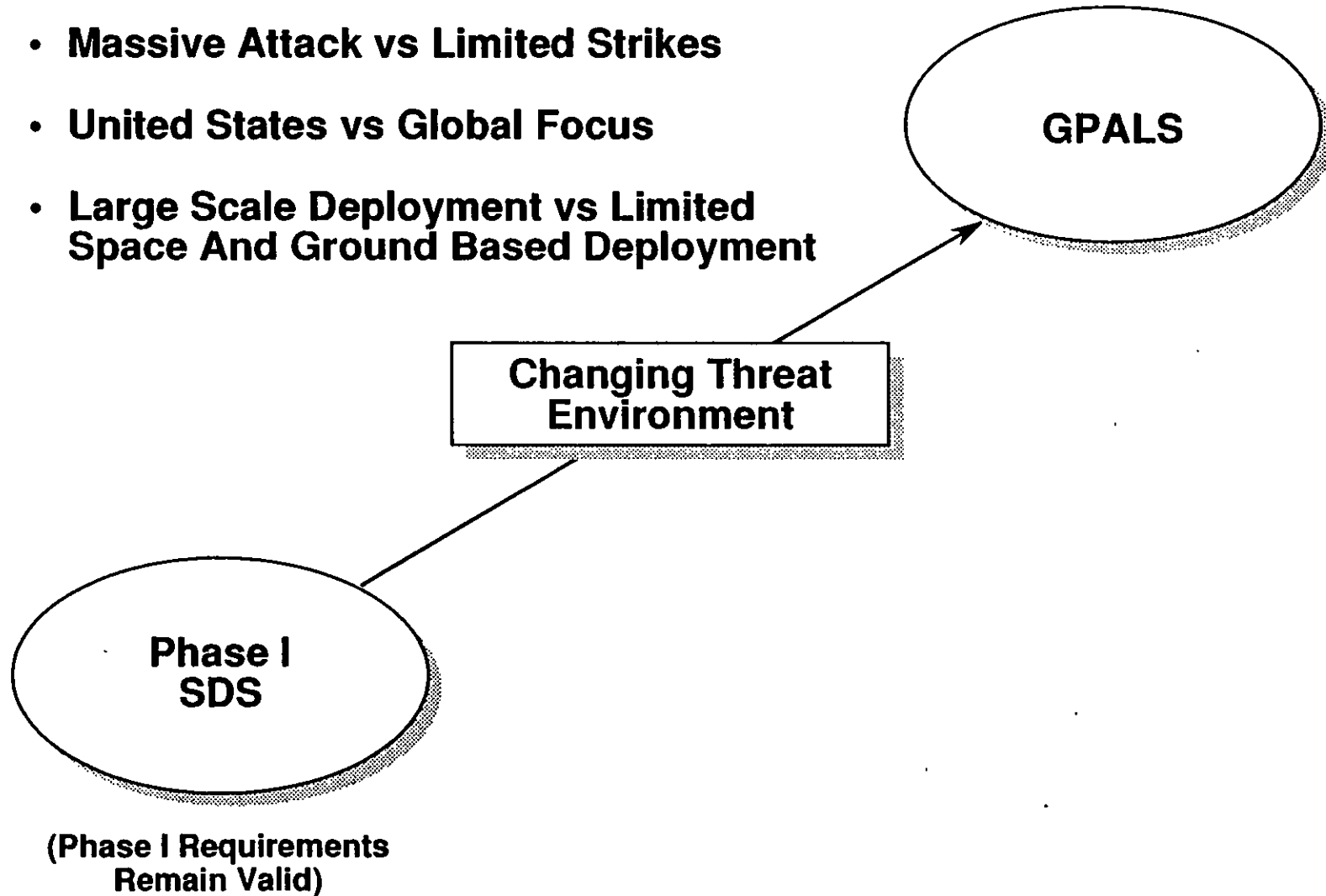
- **Soviet / U.S. Treaty Negotiations**

ABM & START



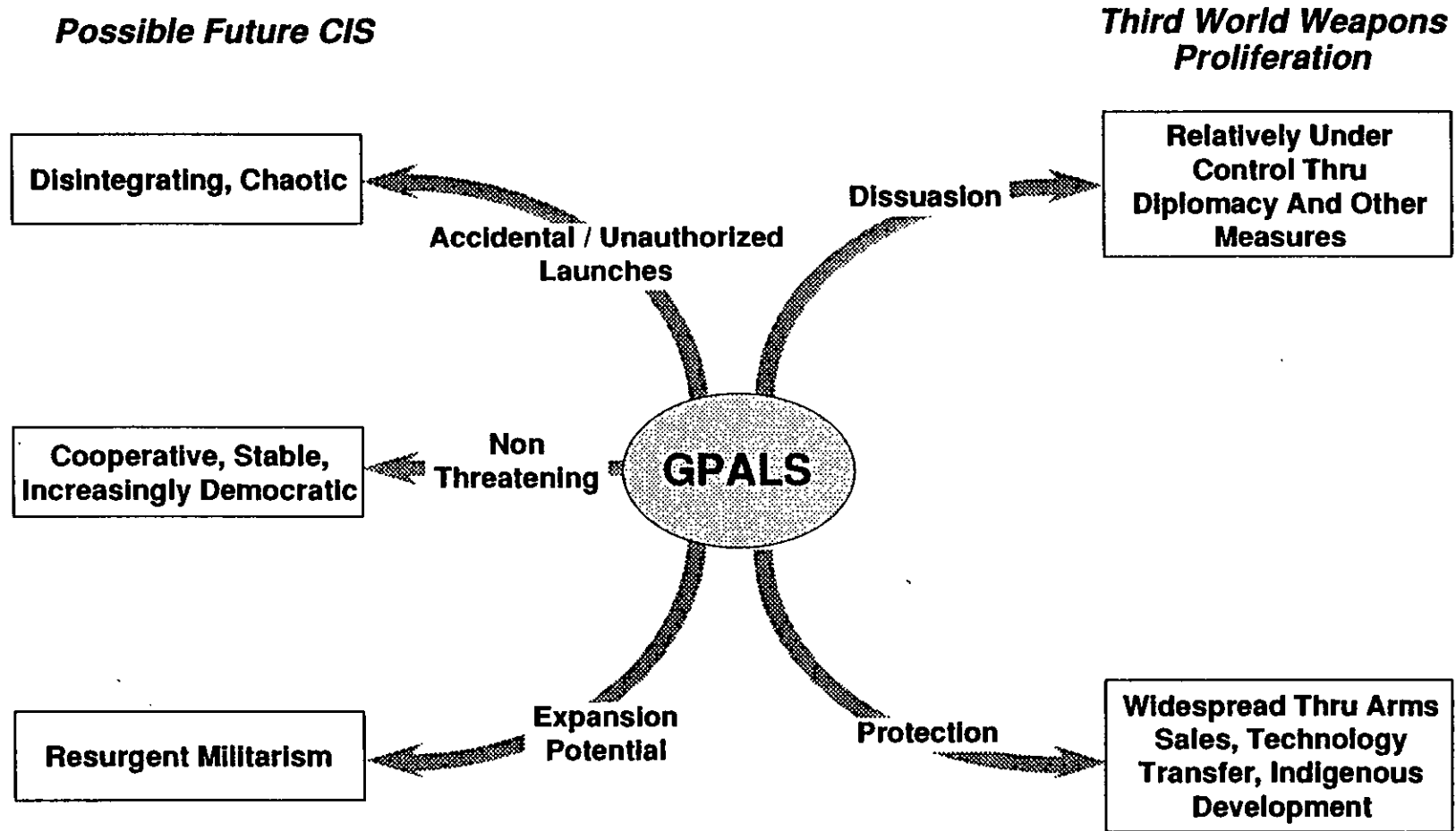
PRESIDENTIAL REFOCUS

- **Deterrence vs Protection**
- **Massive Attack vs Limited Strikes**
- **United States vs Global Focus**
- **Large Scale Deployment vs Limited Space And Ground Based Deployment**





DEALING WITH UNCERTAIN FUTURES





MISSILE DEFENSE ACT OF 1991

Missile Defense Goal Of The United States

- **It Is The Goal Of The United States To**
 - **Deploy An Antiballistic Missile System, Including One Or An Adequate Additional Number Of Antiballistic Missile Sites And Space Based Sensors, That Is Capable Of Providing A Highly Effective Defense Of The United States Against Limited Attacks Of Ballistic Missiles**
 - **Maintain Strategic Stability**
 - **Provide Highly Effective Theater Missile Defenses (TMDs) To Forward Deployed And Expeditionary Elements Of The Armed Forces Of The United States And To Friends And Allies Of The United States**

Mission



PRESIDENTIAL DIRECTION

"... Looking Forward, I Have Directed That The SDI Program Be Refocused On Providing Protection From Limited Ballistic Missile Strikes, Whatever Their Source. Let Us Pursue An SDI Program That Can Deal With Any Future Threat To The United States, To Our Forces Overseas And To Our Friends And Allies."

**President George Bush
State Of The Union Address
29 JAN 91**



MISSION

- **Respond To Missile Defense Act For**
 - **Downselect / Deployment Of Advanced TMD Systems By Mid-90s**
 - **Develop For Deployment First Site Of ABM System As Early As Practical Or By 1996**

- **Retain President's Vision For Final Architecture**

- **Include Robust Technology For Space Based Interceptor**

- **Support Research For**
 - **Technology Insertion**
 - **Other Follow-on Systems**

Execution



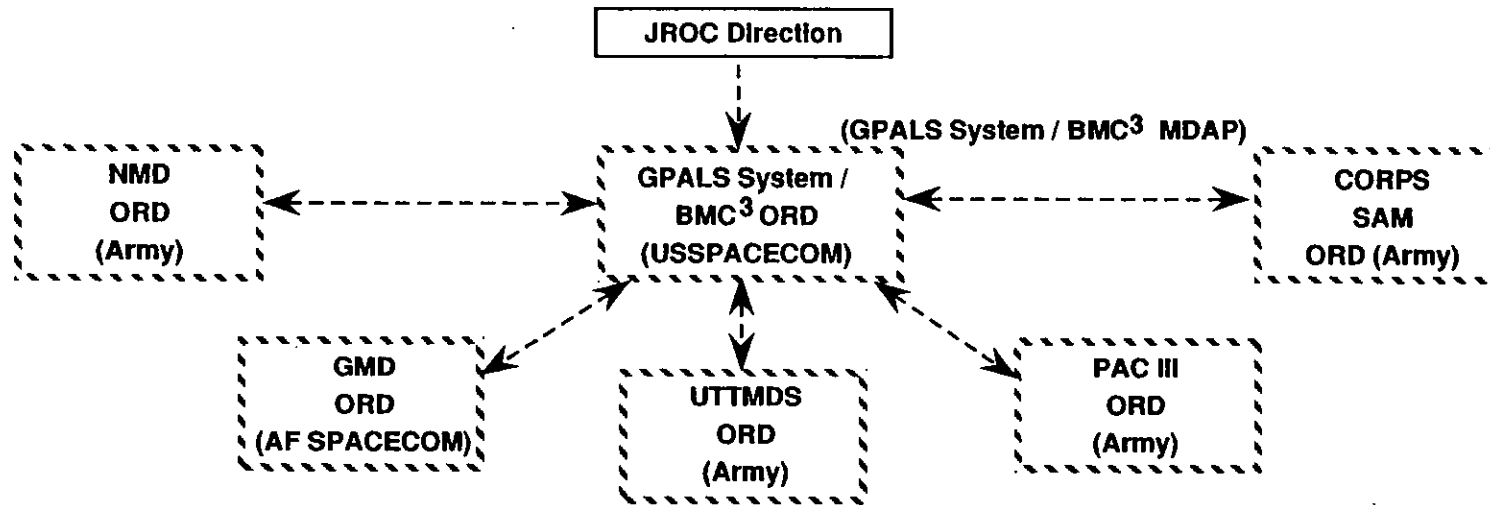
PROGRAM ORGANIZATION

System	GPALS System					
Segments		NMD	GMD	TMD		
MDAPS	GPALS System BMC ³	NMD System	GMD System	PATRIOT	CORPS SAM	Upper Tier System
Elements	Architectural Integration System Engineering And Integration Command Center Element	Ground Based Interceptor Ground Based Radar Space Based Sensor (BE)	Space Based Interceptor (BP)	PATRIOT	CORPS SAM	THAAD & TMD-GBR

Agreed Structure Based On OSD White Paper



GPALS SYSTEM / BMC³ REQUIREMENTS FLOW



JROC - Approved Schedule

<u>Event</u>	<u>Date</u>
GPALS / BMC ³ ORD Submitted	3rd Qtr 1992
GPALS / BMC ³ ORD Validated	3rd Qtr 1992
NMD ORD And GMD ORD Submitted	3rd Qtr 1992
NMD ORD And GMD ORD Validated	4rd Qtr 1992
UTTMDS ORD Submitted	1st Qtr 1993
UTTMDS ORD Validated	2nd Qtr 1993



DAB ACTIVITIES / HIGHLIGHTS

<i>Activity</i>	<i>(Timing)</i>
• Review RFPs And Contracts For Dem / Val	(Continuing)
• Coordinate NMD / TMD Report To Congress	(Now - MAY 92)
• Establish Acquisition Planning Baseline For Each MDAP	(AUG 92)*
• Review COEA For GPALS	(JUL 92)
• Obtain CAIG Position On Cost Estimates	(MAY 92)
• Formal DAB Review / Approval Of Progress	(AUG 92)

* Does Not Include CORPS SAM



SDIO EVALUATING PROGRAMMATIC IMPACT OF MISSILE DEFENSE ACT ON FY 94-99 POM AND 180-DAY REPORT

- **Two Intense Architectural Efforts Examining Implications Of Congressional Call For Early Deployment**
 - Theater Missile Defense - Led By MG O'Neill / DD SDIO
 - U.S. Homeland Defense (Ground Based Interceptors And Ground And Space Based Sensors) - Led By Dr. Gerry / System Architect

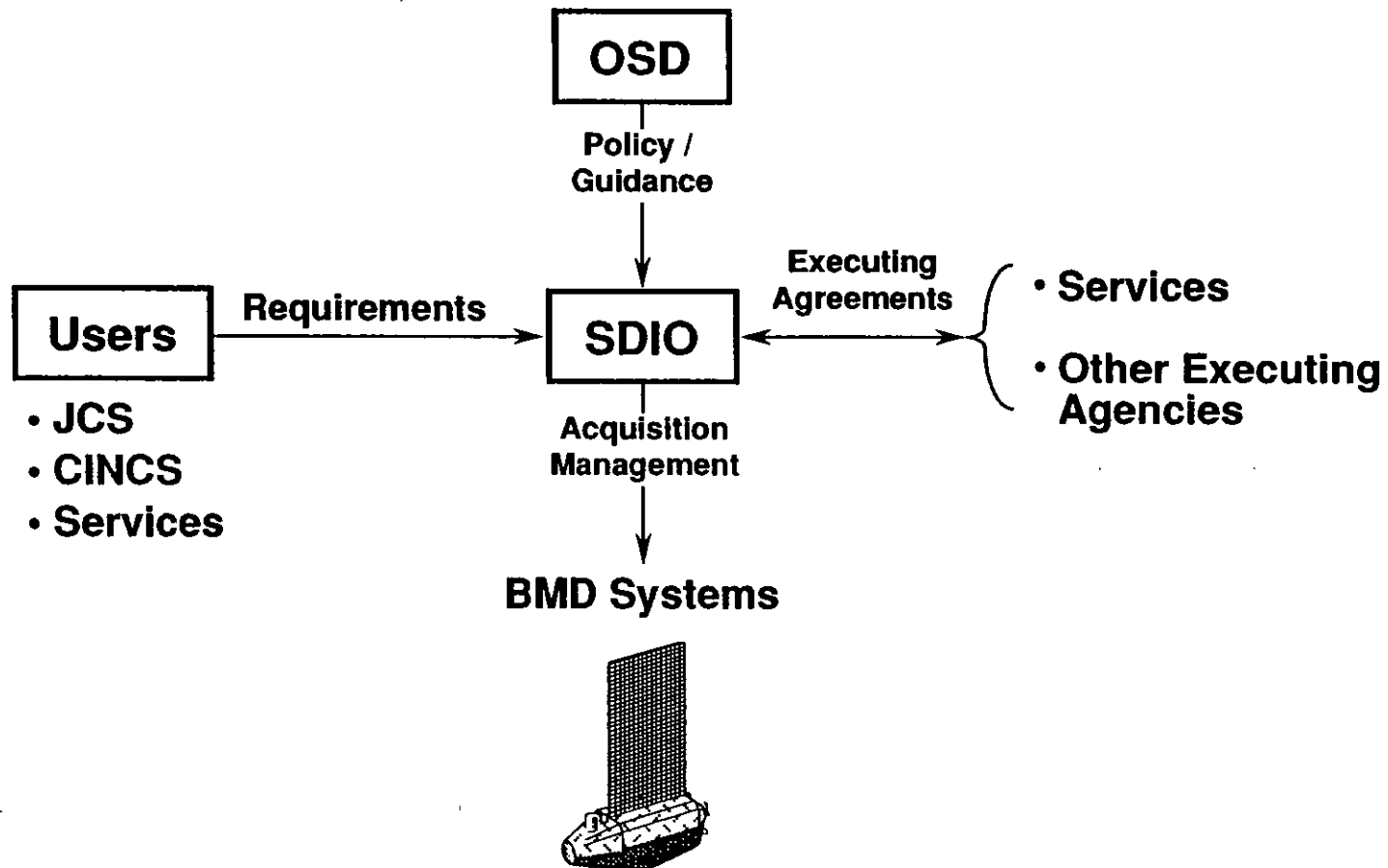
- **Studies**
 - Involve Users, Operators, Service Representatives, Other SDIO Agents, System Engineer And Integration Contractor, Key SETA Support And Nationally Recognized Technical Experts
 - Addressing Programmatic / Technical Choices And Costs Of Various Options

- **Assessing**
 - Impact Upon Support, Tech Base And Follow-on Systems

- **Delivery Dates**
 - Finalize Approach By April 1992 POM Submission
 - Submit Draft Of 180-day Report To SECDEF By May 1992 As Per 6 December 1991 Guidance From DEPSECDEF (Due To Congress By June 1992)



SDIO INTERACTIONS

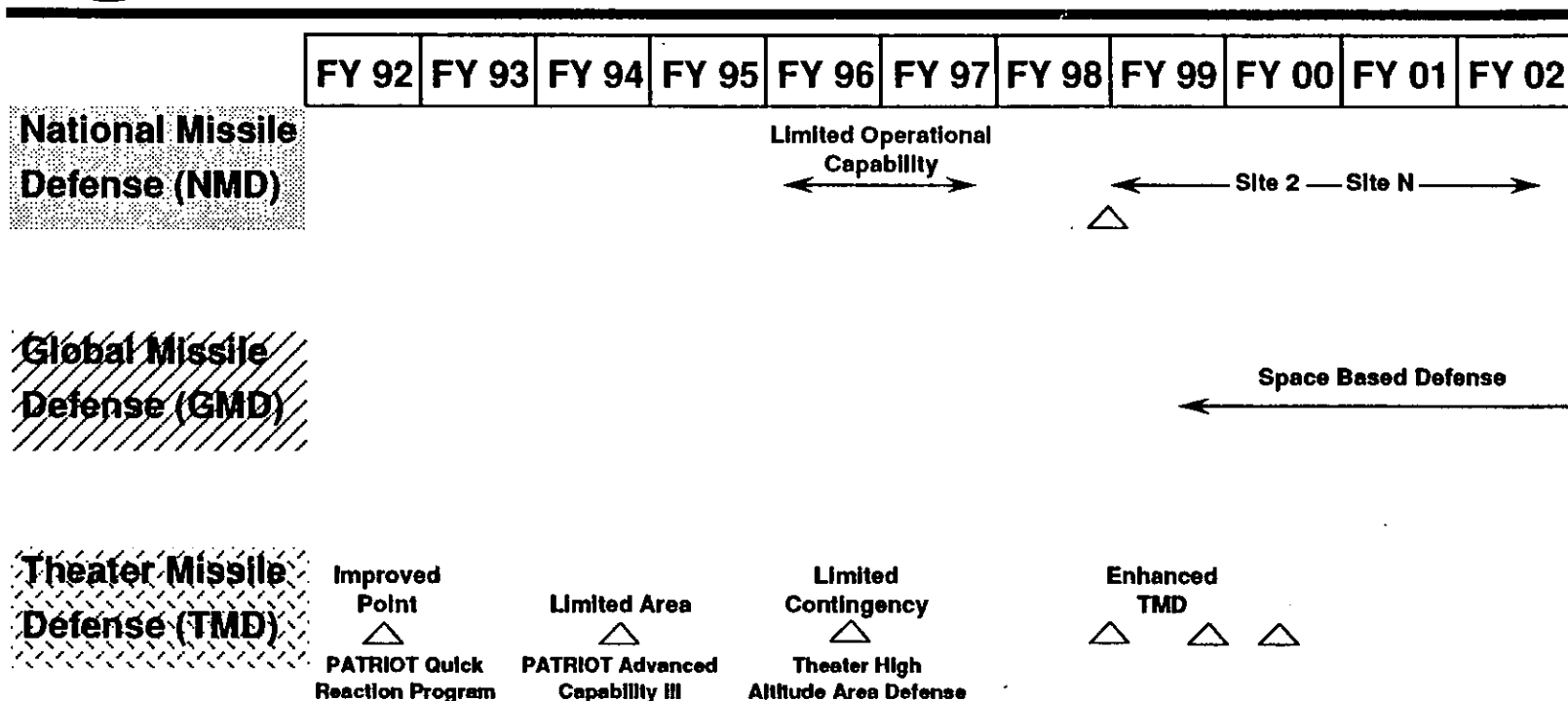


Function:

- **Oversight And Interface With Agent**
- **Direct And Manage Acquisition Processes**



BALLISTIC MISSILE DEFENSE CAPABILITY



- NMD LOC Circa FY 96 At Grand Forks, Expanded Later To Full NMD
- GMD Space Based Defense Capability Complements NMD / TMD
- Initial TMD Improvements In Lethality And Range Through PATRIOT Upgrades
- Limited Contingency In FY 96; UTTMDS Beyond FY 00
- CORPS SAM Matures After THAAD

Resources



FY 92 RDT&E BUDGET

\$s In Millions

<u>Program Elements</u>	<u>President's Budget</u>	<u>Appropriation</u>
Limited Defense System	1,459.530	1,411.412
Theater	857.460	868.710
Space Based Interceptor	827.177	465.000
Other Follow-on	925.149	674.852
Research - Support	1,081.258	721.627
Total	\$5,150.574	\$4,141.601

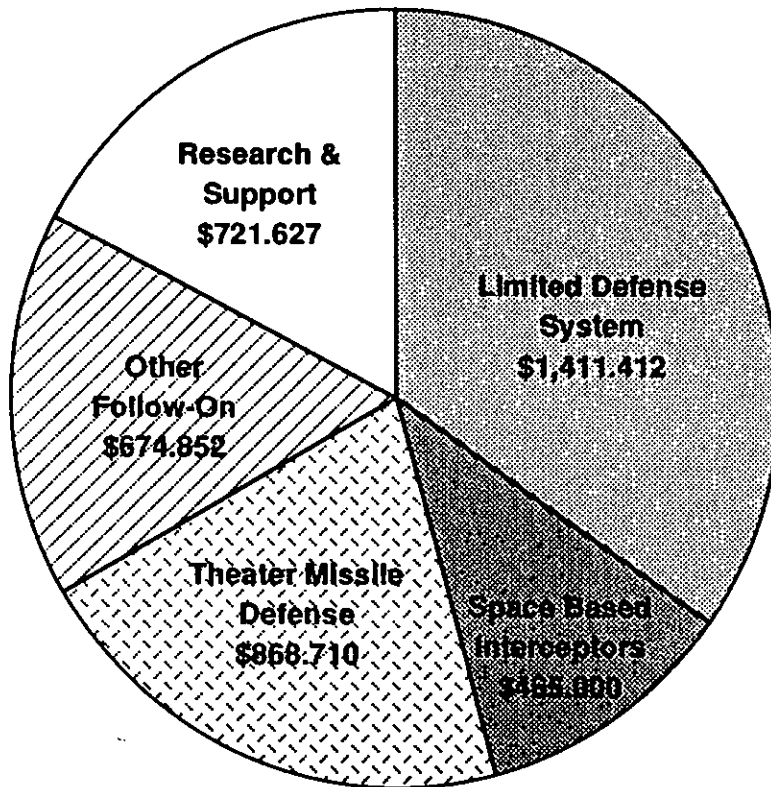
△ - \$1,008.973 M



SDI ALLOCATION BY PROGRAM ELEMENT

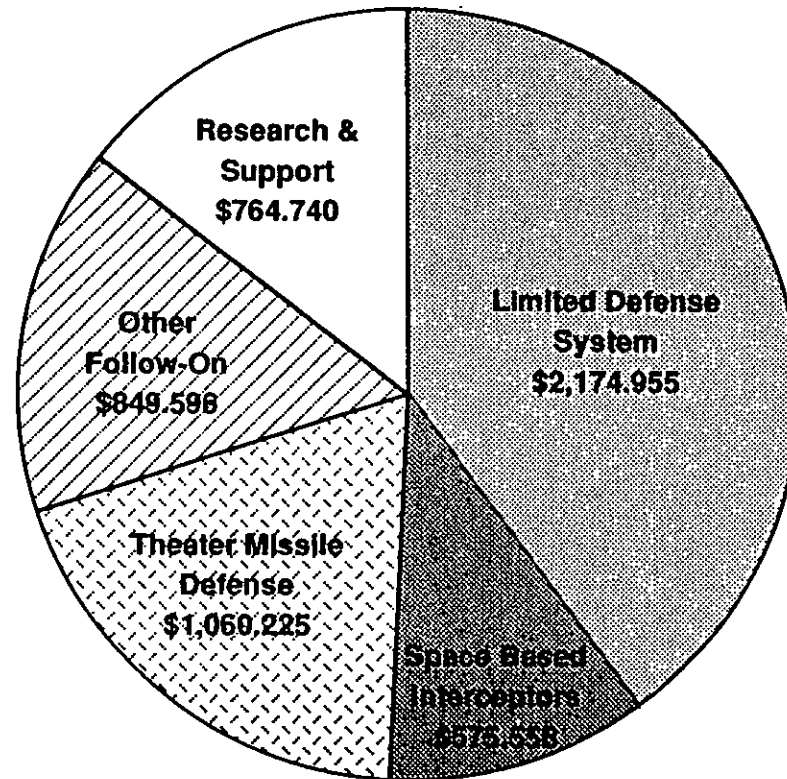
\$s In Millions

FY 92 Appropriation



Total FY 92 \$4,141.601

FY 93 Budget Request

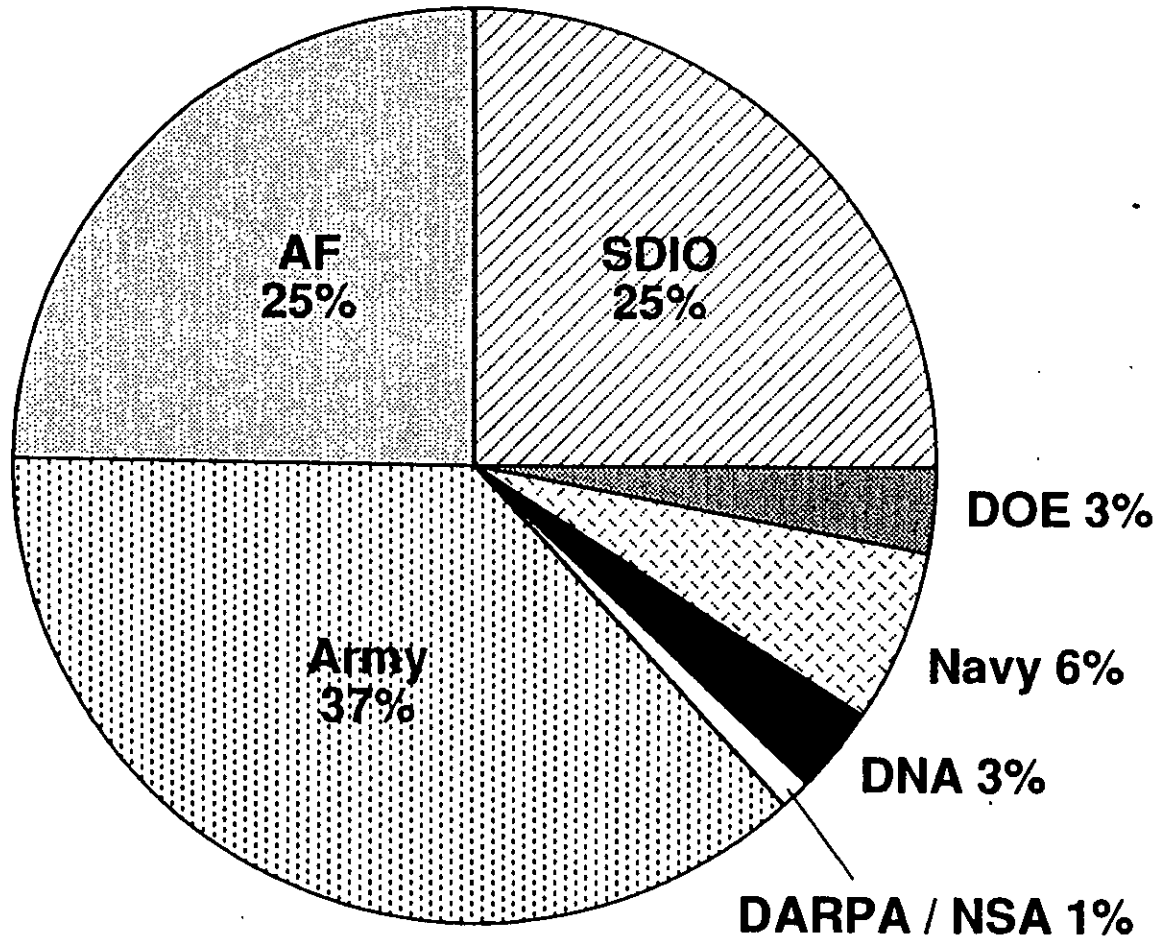


Total FY 93 Request \$5,425.074



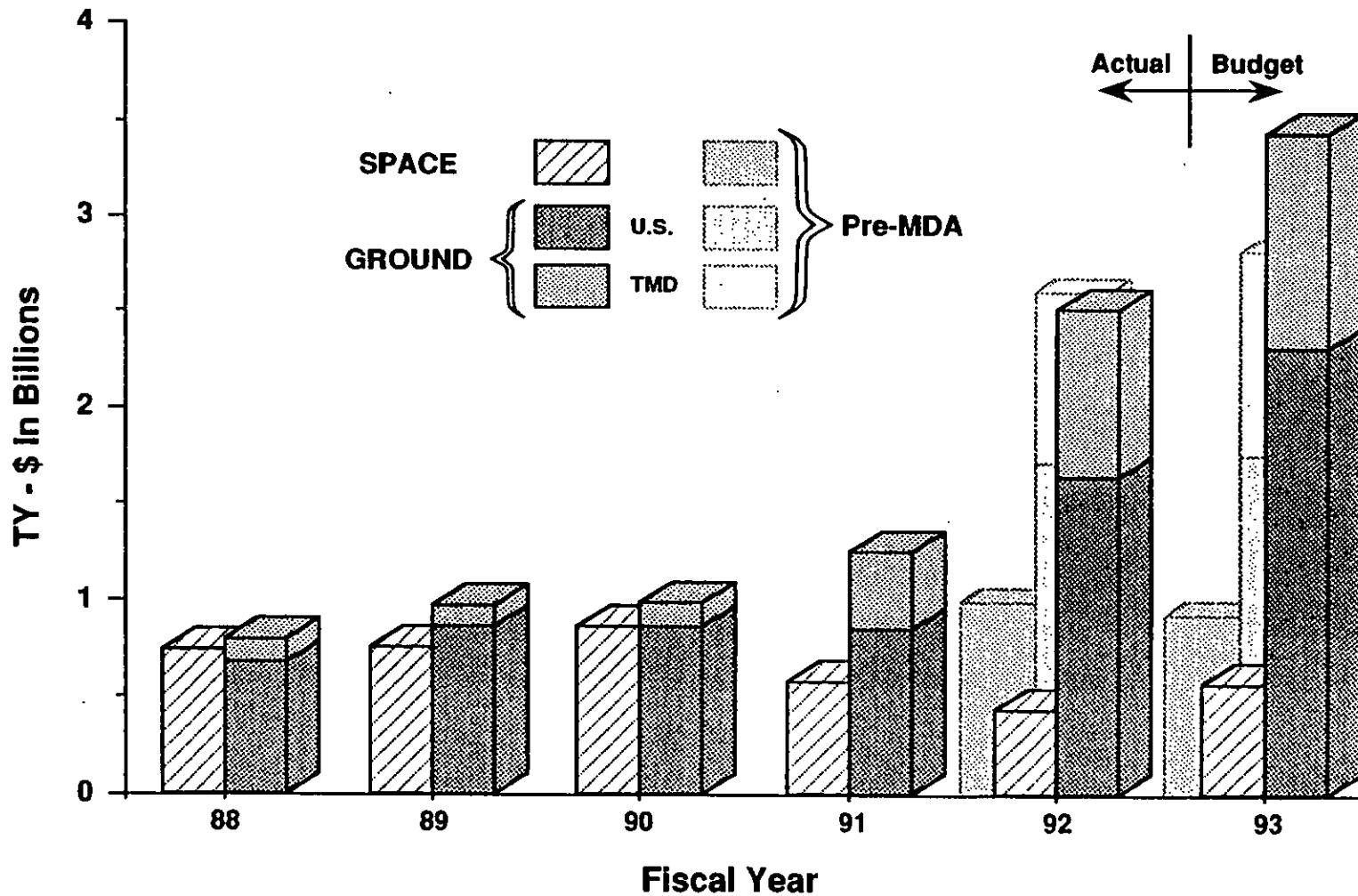
STRATEGIC DEFENSE INITIATIVE BY EXECUTING AGENT FY 85 - 93

Percentage



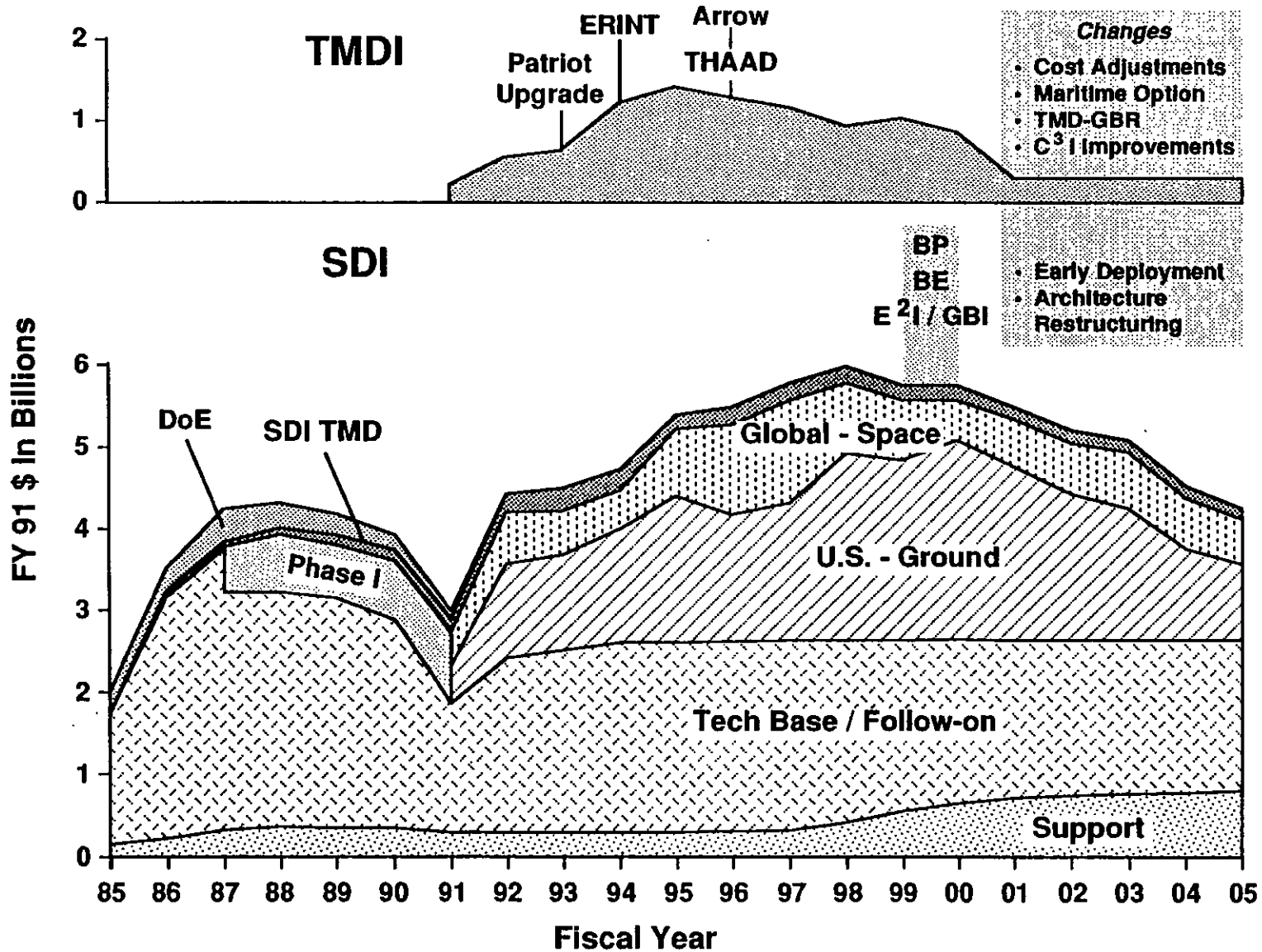


SPACE - GROUND R&D INVESTMENTS





BMD BUDGET EVOLUTION





SUMMARY

- **Threat** - **Evolving, Increasingly Uncertain And Dangerous**

- **Mission** - **Consistent With Presidential Refocus, Missile Defense Act, And Existing JCS Requirements**

- **Execution** - **Users, Agents, SDIO Postured For Acquisition**
 - **Consensus On Early Deployment Of NMD And TMD**

 - **Continuing GMD Research / Focus Upon GPALS**

- **Resources** - **Near Term Capability Is Top Budget Priority**
 - **Congressional Direction Requires Out Year Budget Adjustments**

STRATEGIC DEFENSE INITIATIVE

Advance Planning Briefing For Industry On Ballistic Missile Defense And Systems Architecture



2 MAR 92

Dr. Edward Gerry
Systems Architect
Strategic Defense Initiative Organization



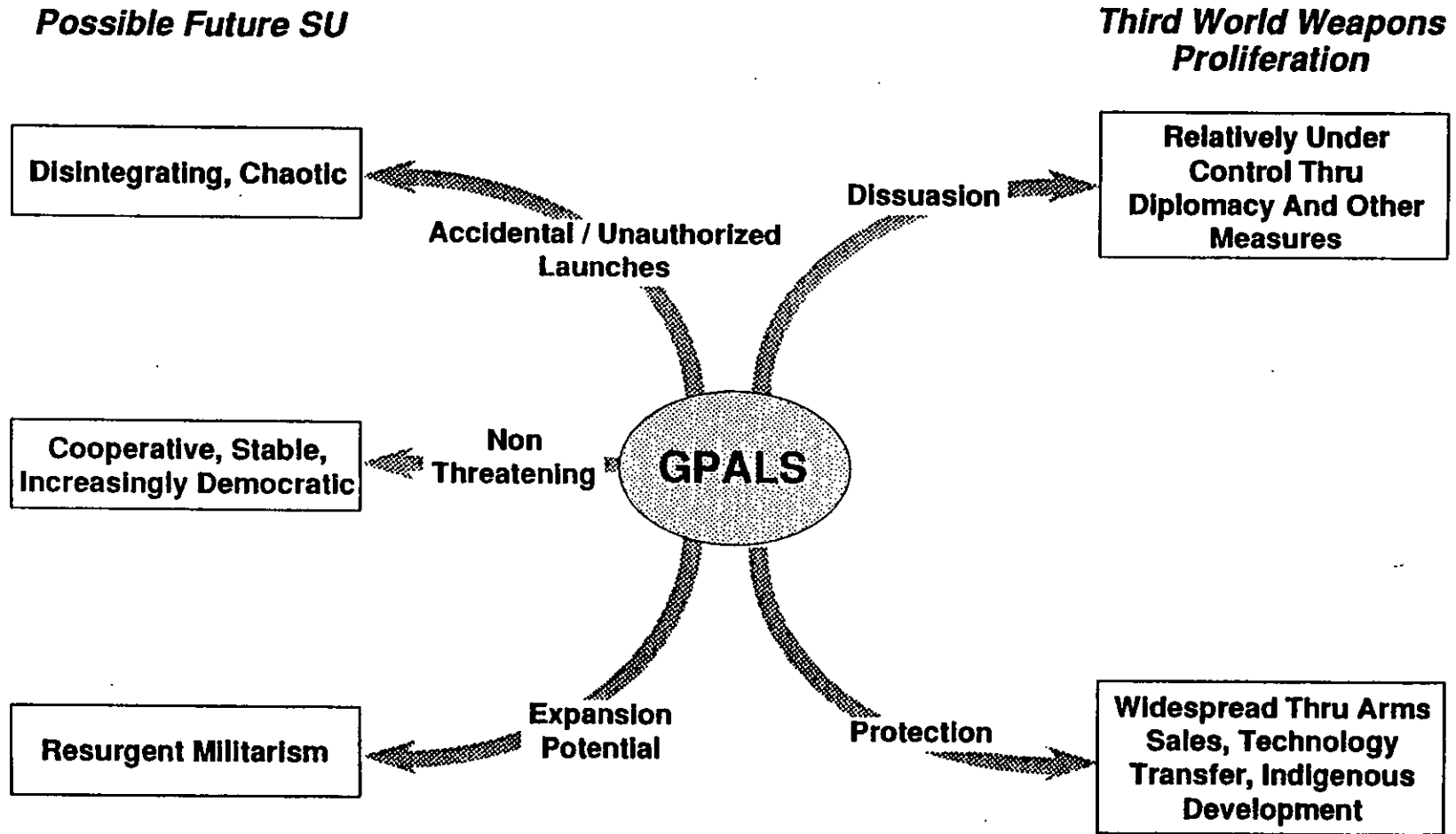
PROGRAM FOCUS

Objective

- **Protect Against**
 - **Ballistic Missile Attacks On U.S. Forces Overseas And U.S. Friends / Allies**
 - **Accidental, Unauthorized And / Or Limited Ballistic Missile Attacks On The United States**

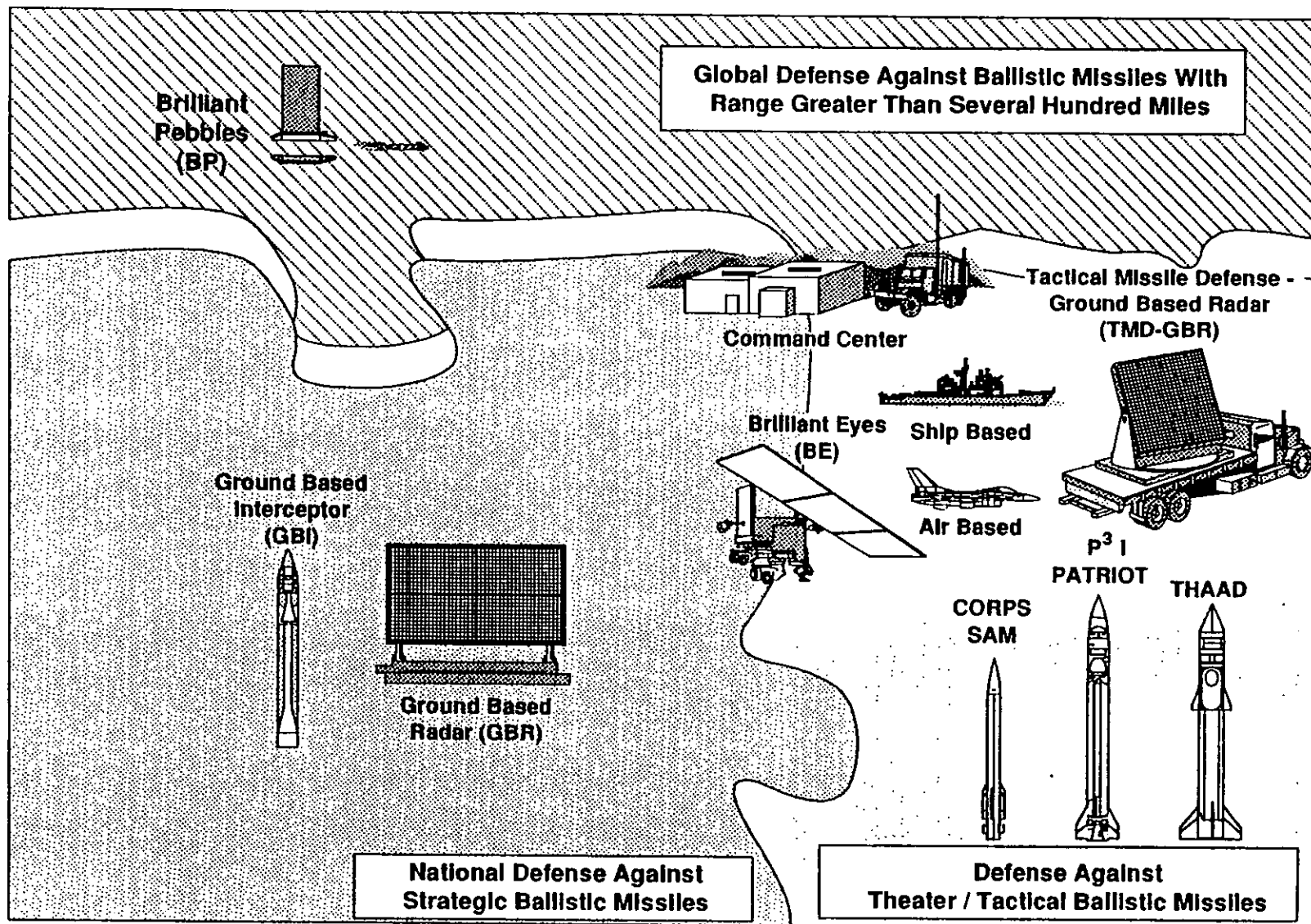


DEALING WITH UNCERTAIN FUTURES





GLOBAL PROTECTION AGAINST LIMITED STRIKES (GPALS)





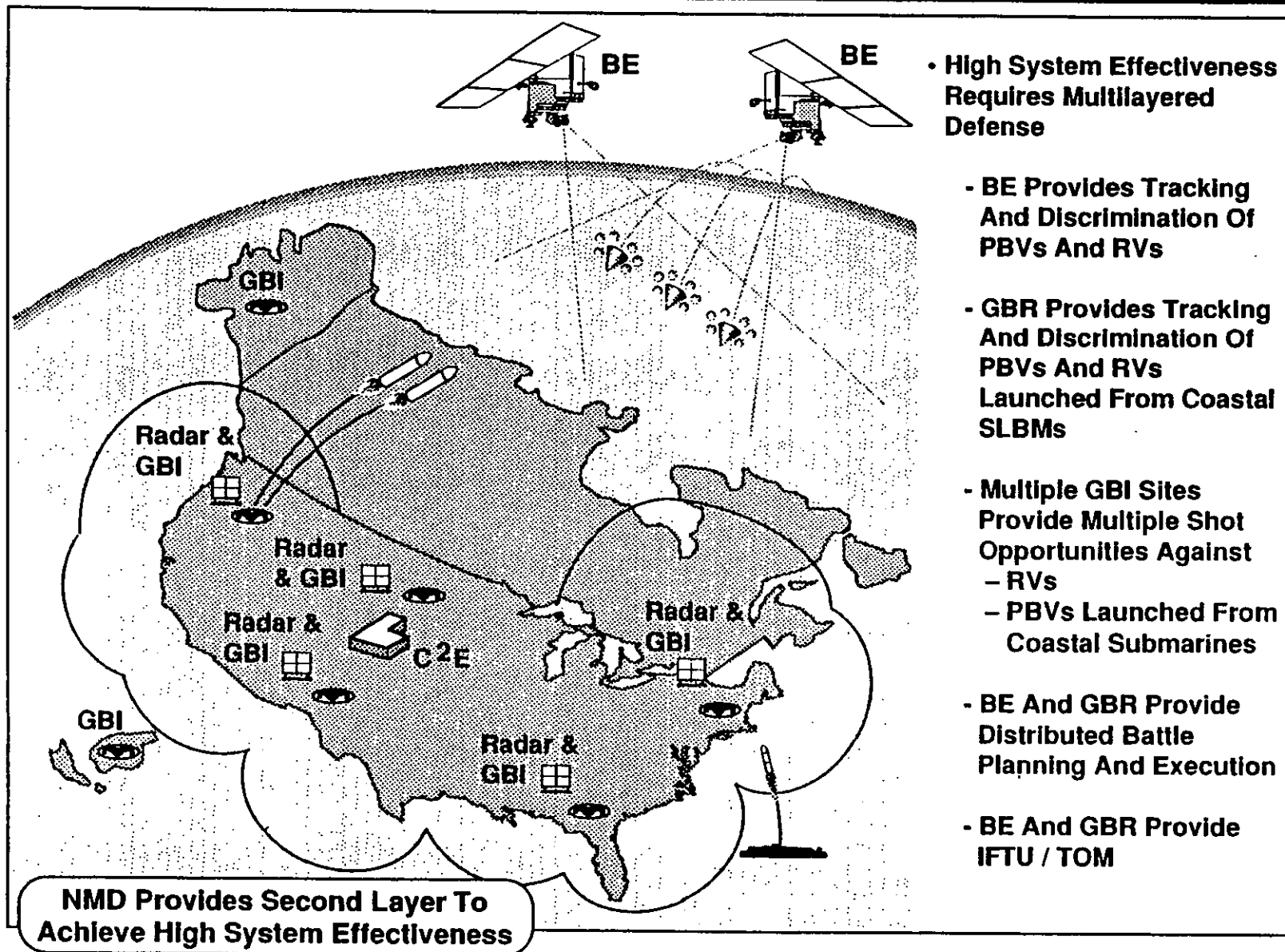
MISSILE DEFENSE ACT OF 1991

Missile Defense Goal Of The United States

- **It Is The Goal Of The United States To**
 - **Deploy An Antiballistic Missile System, Including One Or An Adequate Additional Number Of Antiballistic Missile Sites And Space Based Sensors, That Is Capable Of Providing A Highly Effective Defense Of The United States Against Limited Attacks Of Ballistic Missiles**
 - **Maintain Strategic Stability**
 - **Provide Highly Effective Theater Missile Defenses (TMDs) To Forward Deployed And Expeditionary Elements Of The Armed Forces Of The United States And To Friends And Allies Of The United States**



NATIONAL MISSILE DEFENSE





1991 MISSILE DEFENSE ACT LIMITED DEFENSE SYSTEM

- **Design To Protect The United States Against Limited Ballistic Missile Threats**
 - **Accidental Or Unauthorized Launches**
 - **Third World Attacks**
- **Develop For Deployment, A Cost Effective, Operationally Effective, ABM Treaty Compliant, Antiballistic Missile System At A Single Site As The Initial Step Toward Deployment Of A Highly Effective Antiballistic Missile System**
- **By The Earliest Date Allowed By The Availability Of Appropriate Technology Or By FY 96**



TOP LEVEL STRATEGY

- **Deploy Initial Site As Soon As Possible As Called For In The MDA91 And Build On It**
 - **On The Path To Full Multisite NMD**
- **Maintain Options To Respond To Uncertain Futures With A Robust Technology Base Program**
- **Maintain Consistency With Evolving National And International Policies And Constraints**





BASELINE PROGRAM

- **CCE / BMC³ Open Architecture Design For Full GPALS With First Site Components Operational To Support Initial Capability**
- **GBR And GBI Operational At First Site To Support Initial Capability**
- **Accelerated Deployments Of BE As Primary Midcourse Optical Sensor To Augment Initial Capability**
 - **Maximum Kinematic Footprint For GBI As Early As Possible**
- **GSTS Maintained As Backup Optical System As Hedge Against Failure Of Critical BE Technology Demonstrations**

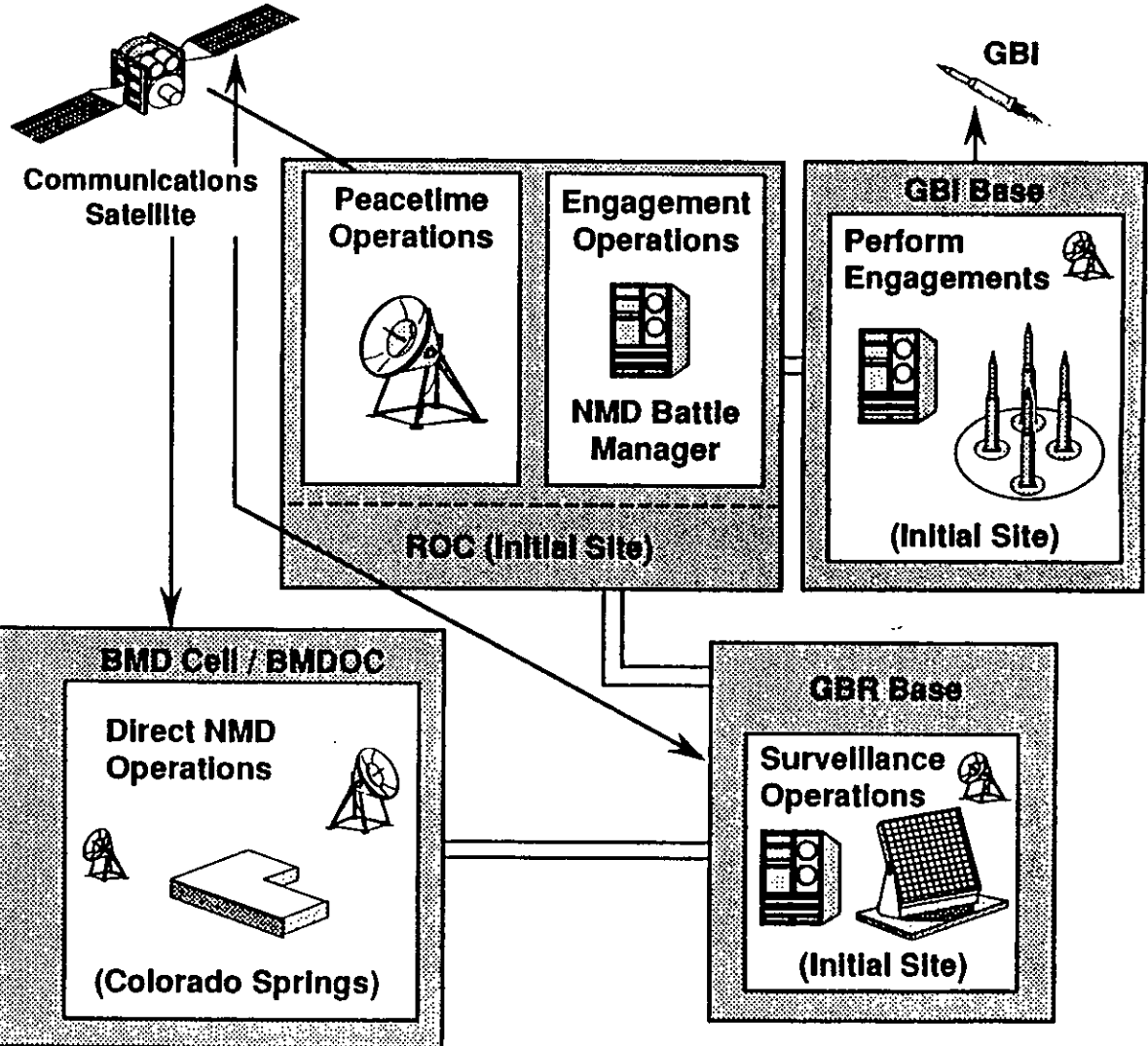


INITIAL NMD BMC³

Current Warning Architecture



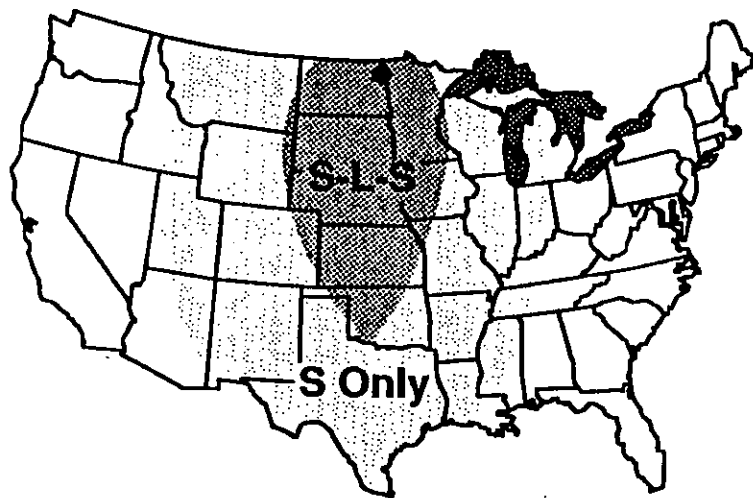
Initial NMD Segment Architecture



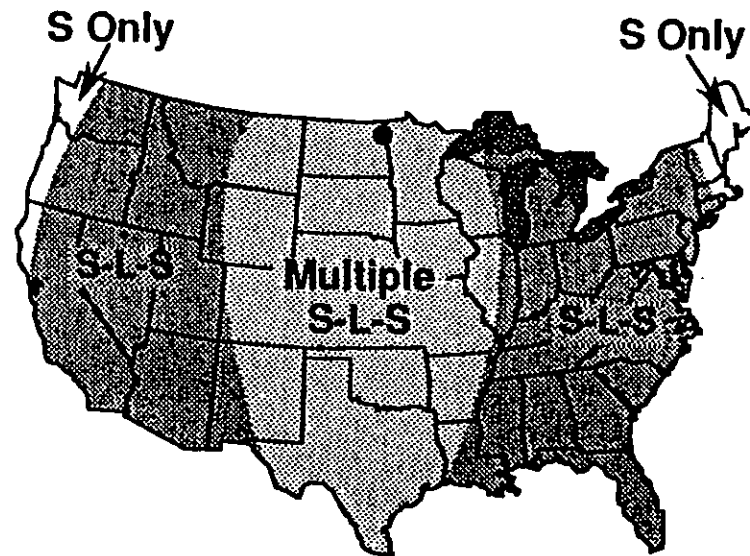


COMPOSITE MULTI-THREAT DEFENSE COVERAGE

- **Composite Threat**
 - CSS-4 From China And Middle East
 - SS-18, SS-N-20 In Bastion, SS-24 From CIS
- **Single Site At Grand Forks, ND For GBI And GBR**
- **GBI Fly Out 6.5 km / sec**



GBR Only

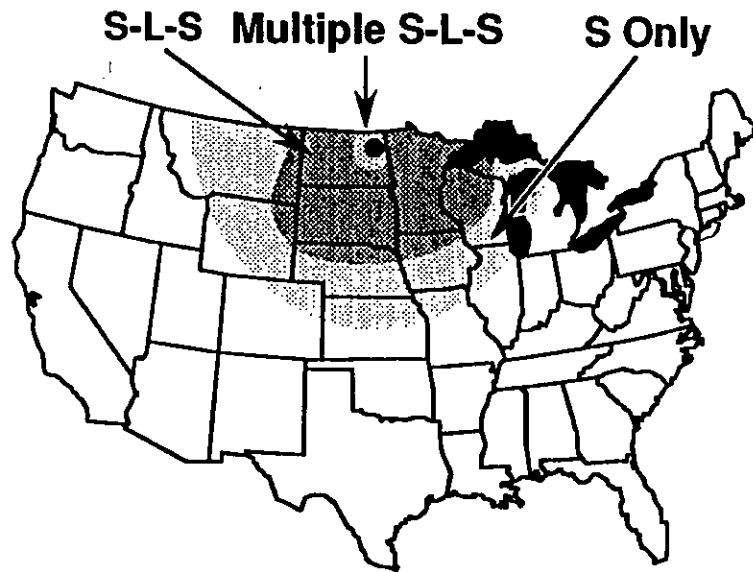


BE And GBR

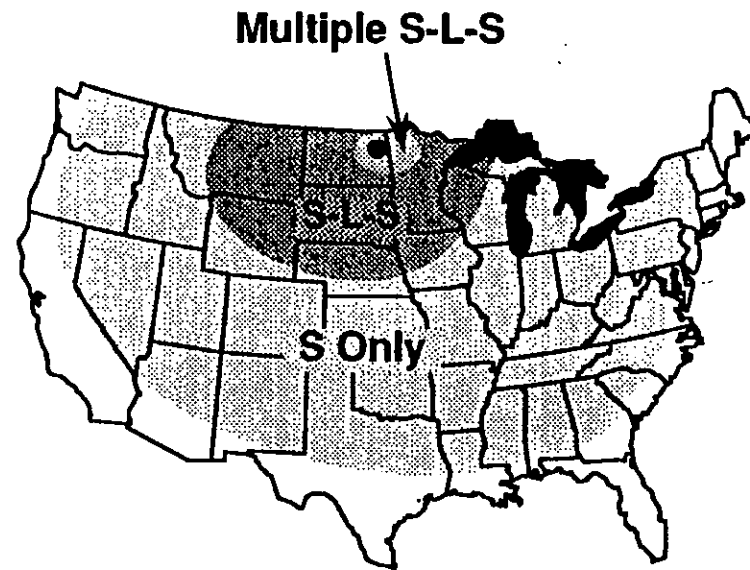


DEFENSE COVERAGE

- SS-N-23 Out Of Bastion
 - 2,000 km From Coast
 - 24° Reentry Angle
- Single Site At Grand Forks, ND For GBR And GBI
- GBI Fly Out 6.5 km / sec



GBR Only



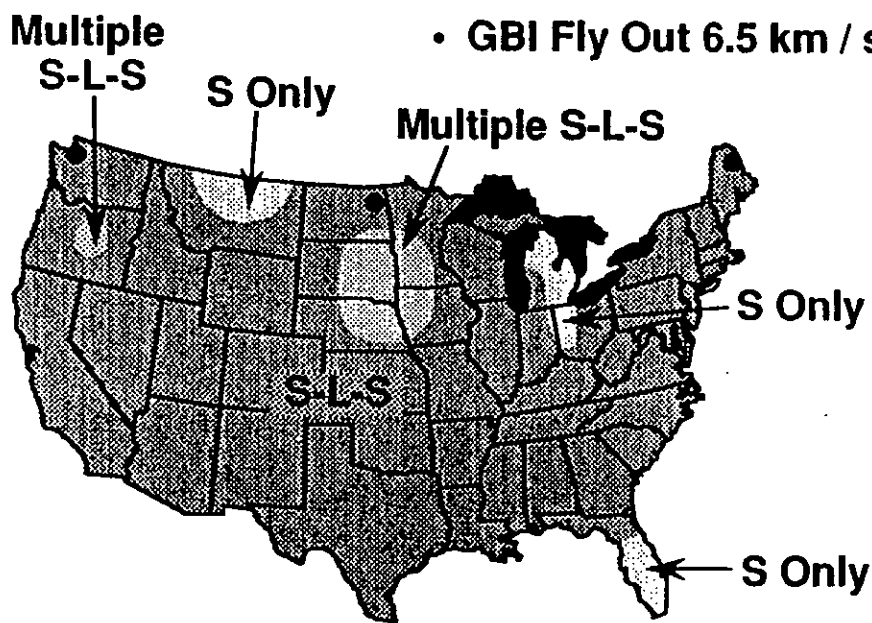
BE And GBR



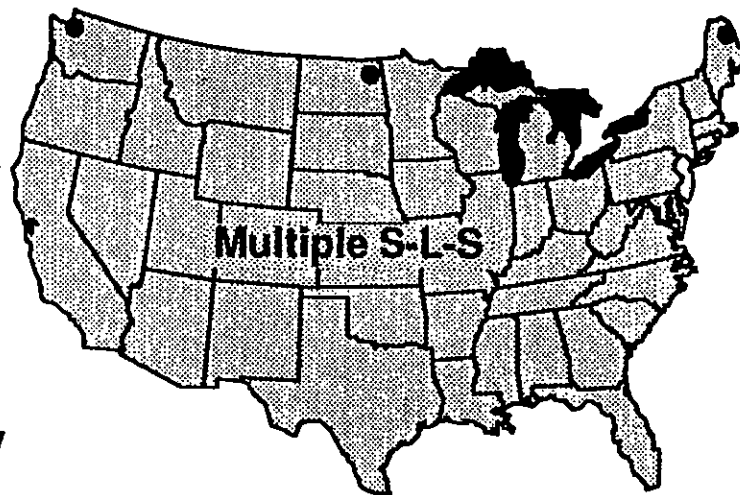
COMPOSITE MULTI-THREAT DEFENSE COVERAGE

- Composite Threat
 - CSS-4 From China And Middle East
 - SS-18, SS-N-20 In Bastion, SS-24 From CIS
- Three Sites For GBR And GBI
 - NE
 - Grand Forks, ND
 - NW

• GBI Fly Out 6.5 km / sec



GBR Only

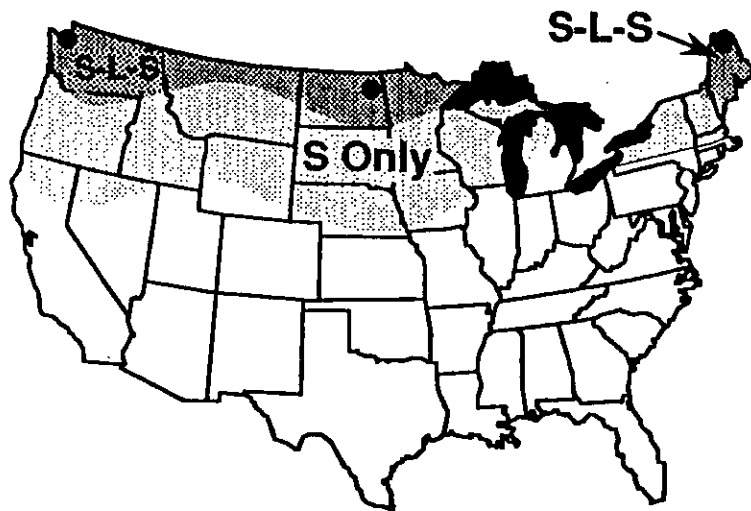


BE And GBR

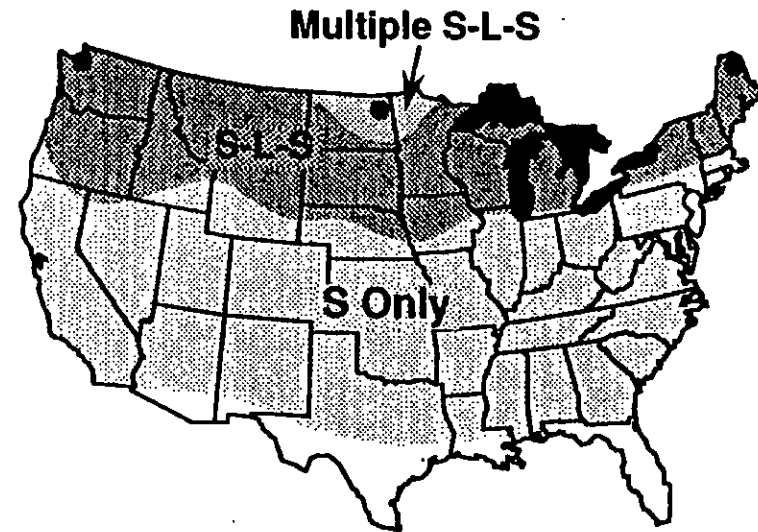


COMPOSITE MULTI-THREAT DEFENSE COVERAGE

- SS-N-23 Out Of Bastion
 - 2,000 km From Coast
 - 24° Reentry Angle
- Three Sites For GBR And GBI
 - NE
 - Grand Forks, ND
 - NW
- GBI Fly Out 6.5 km / sec



GBR Only



BE And GBR

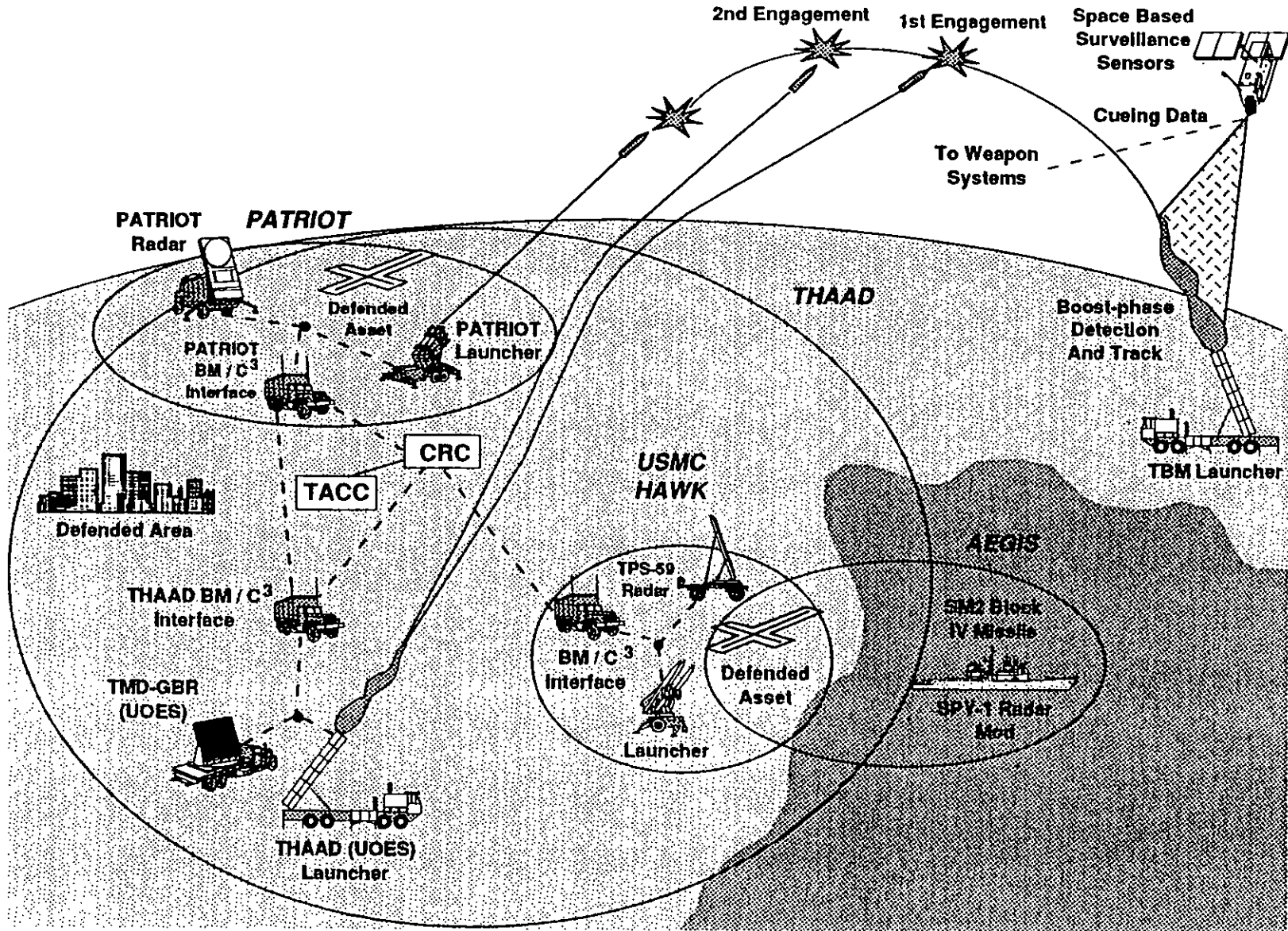


JCS MISSION AREA NEEDS STATEMENT

- **"Theater Missile" Includes Ballistic, Cruise, And Air-To-Surface Types**
- **Protect U.S. Forces, U.S. Allies And Other Important Countries Including Areas Of Vital Interest To The U.S., From Theater Missile Attack**
- **Conventional, Chemical, Biological And Nuclear Warheads**
- **Four Mission Areas**
- **Mix Of Land, Air, Sea, And Space Capabilities**
- **C³I Should Be Incorporated Into Existing Structures**
- **"Defense In Depth" With Multiple Shot Opportunities**
- **C-130 Deployable**

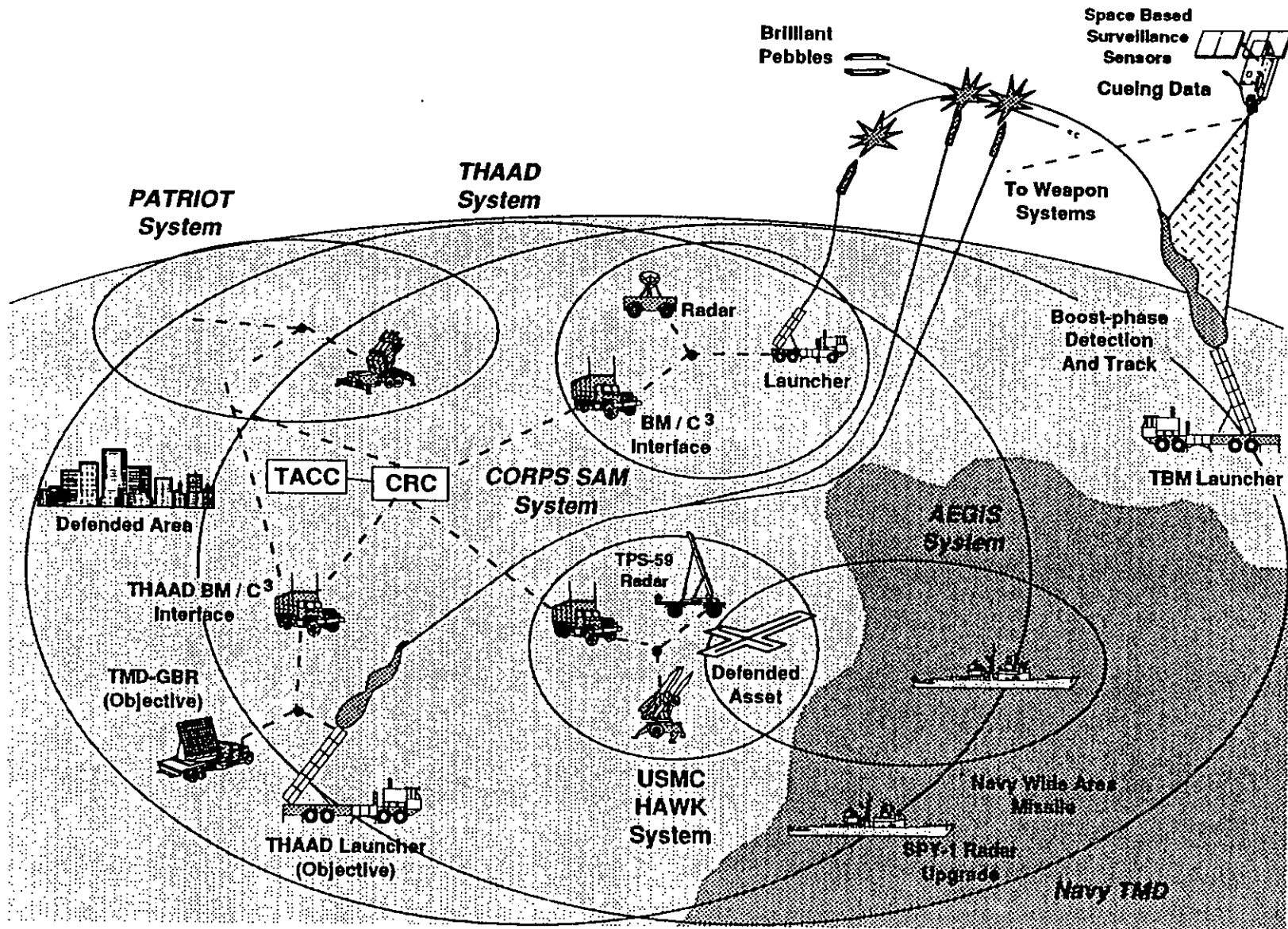


NEAR TERM TBMD ACTIVE DEFENSE BASELINE ARCHITECTURE





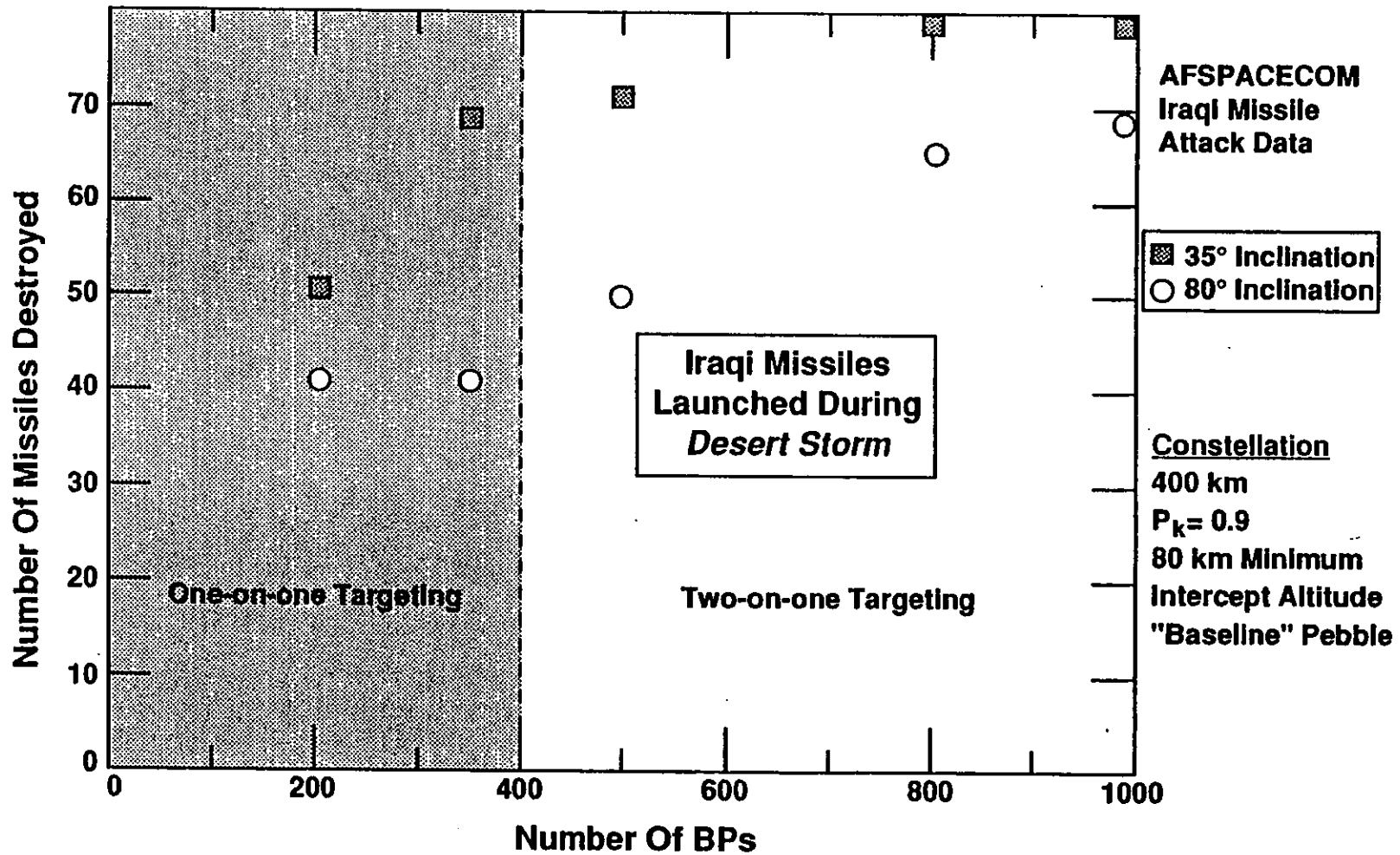
FAR TERM TBMD ACTIVE DEFENSE BASELINE ARCHITECTURE





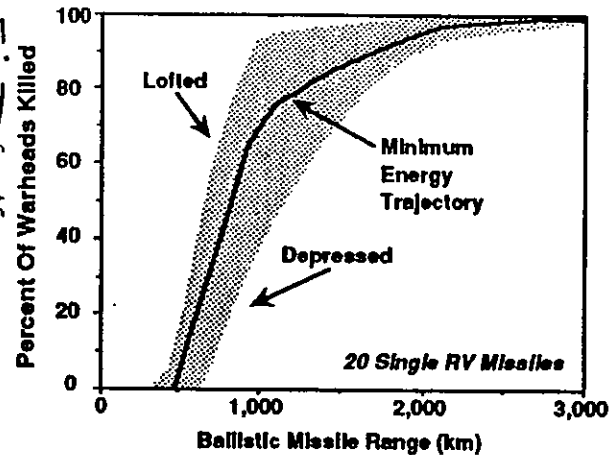
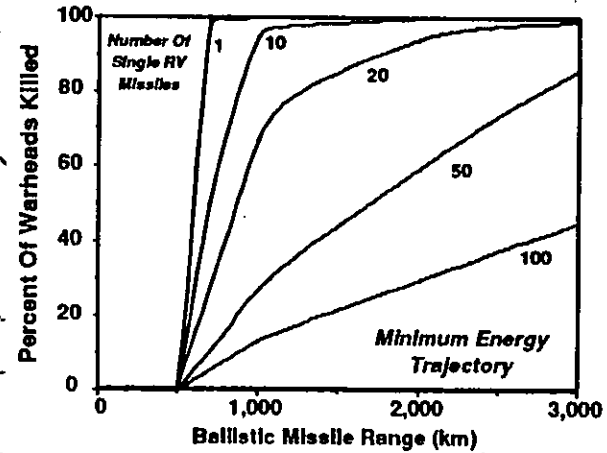
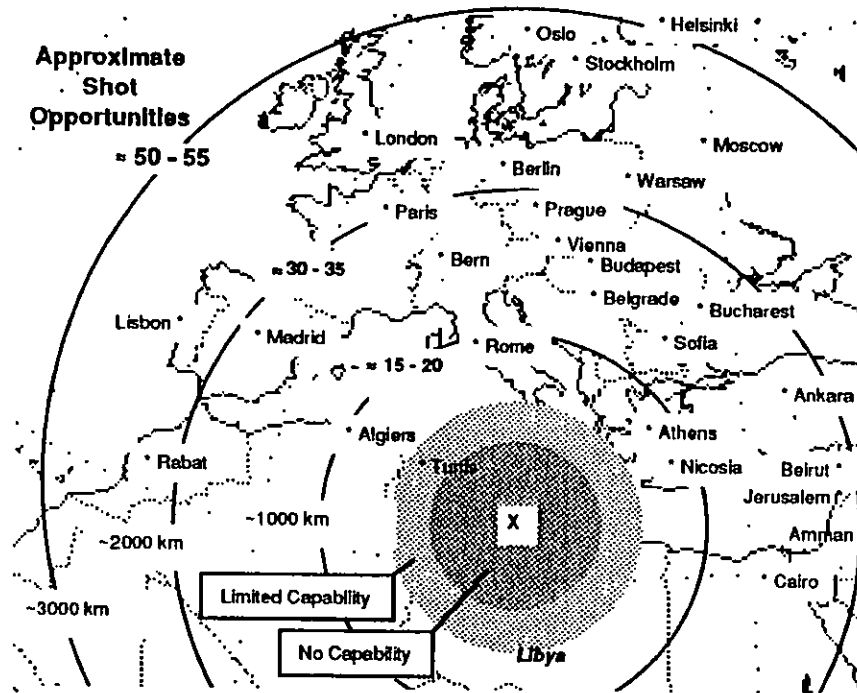
HOW WOULD BRILLIANT PEBBLES HAVE PERFORMED AS THE SPACE-BASED SEGMENT IN GPALS AGAINST IRAQI MISSILES LAUNCHED DURING *DESERT STORM* ?

79 Missile Data Sets Available





1,000 BP CAPABILITY AGAINST HYPOTHETICAL ATTACK FROM LIBYA



- 1,000 BPs At Low Earth Orbit In A Typical Constellation
- Multiple Shots Available Against Simultaneous Launches
- Similar Capability vs ICBM / SLBM Attack

STRATEGIC DEFENSE INITIATIVE

Advance Planning Briefing For Industry On Global Protection Against Limited Strikes (GPALS)

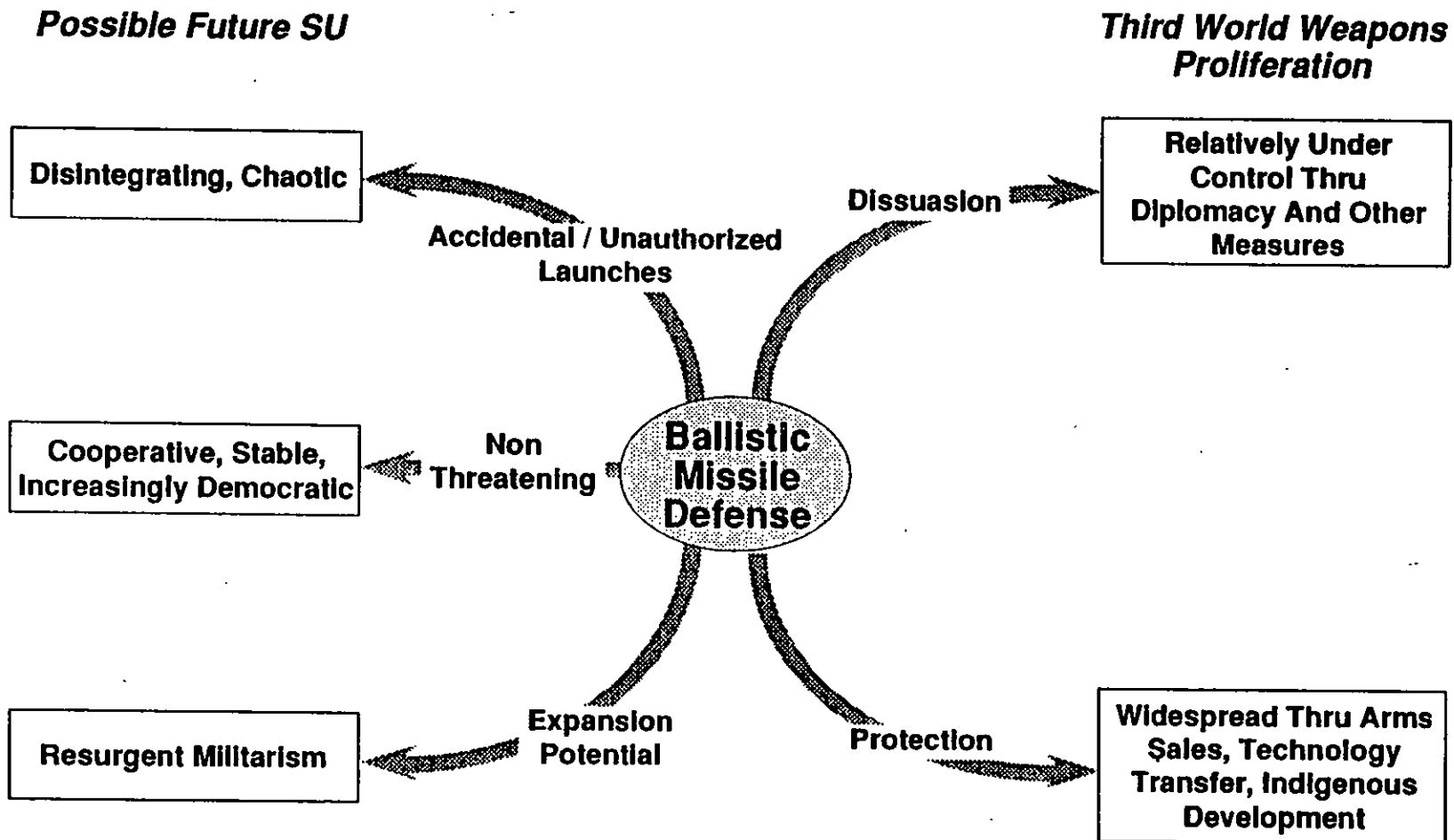


2 MAR 92

Dr. James Carlson
Deputy For Strategic Defense
Strategic Defense Initiative Organization

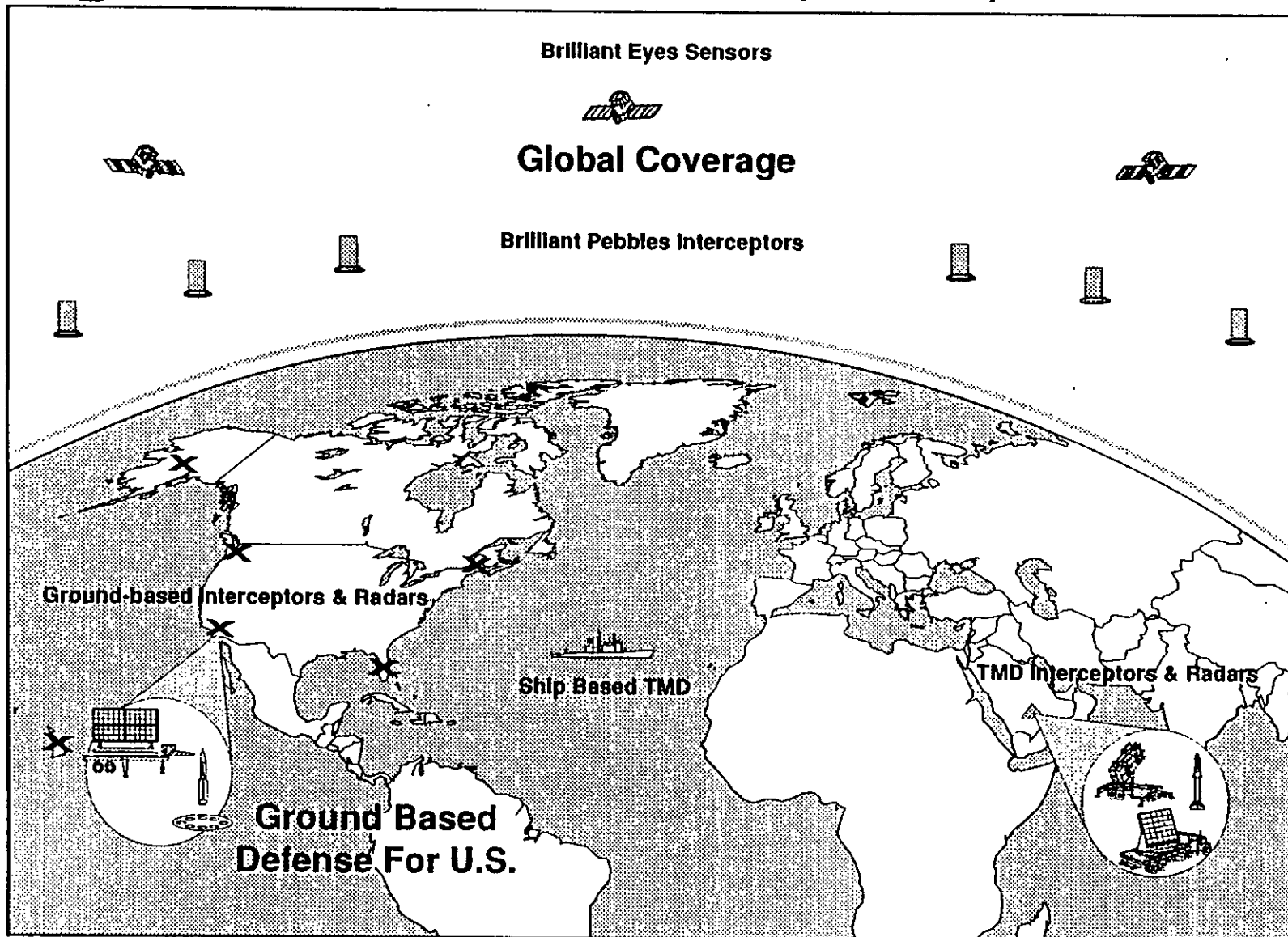


DEALING WITH UNCERTAIN FUTURES





GLOBAL PROTECTION AGAINST LIMITED STRIKES (GPALS)





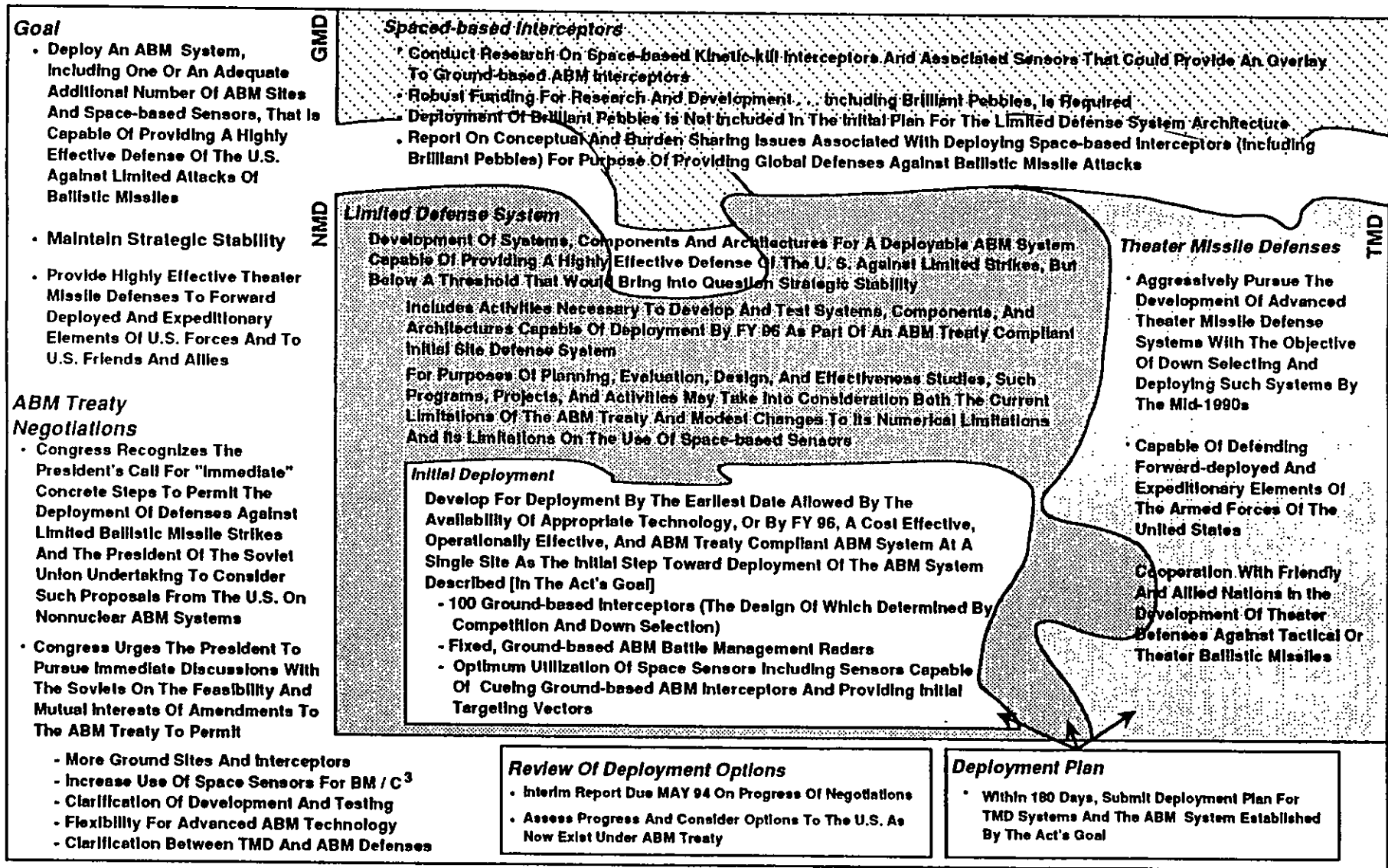
1991 MISSILE DEFENSE ACT LIMITED DEFENSE SYSTEM

(National System)

- **Design To *Protect* The United States Against *Limited* Ballistic Missile Threats**
 - *Accidental Or Unauthorized Launches*
 - *Third World Attacks*
- **Develop For *Deployment A***
 - *Cost Effective*
 - *Operationally Effective*
 - *ABM Treaty Compliant*
- **Antiballistic Missile System At A *Single* Site As The *Initial Step* Toward *Deployment* Of A Highly Effective Antiballistic Missile System**
- **By The Earliest Date Allowed By The Availability Of Appropriate Technology Or By FY 96**



MISSILE DEFENSE ACT OF 1991

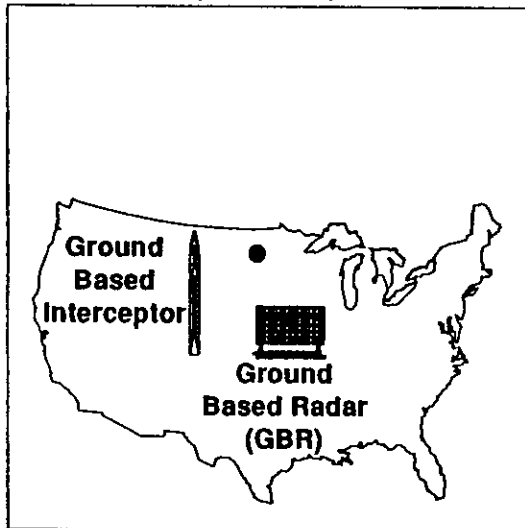




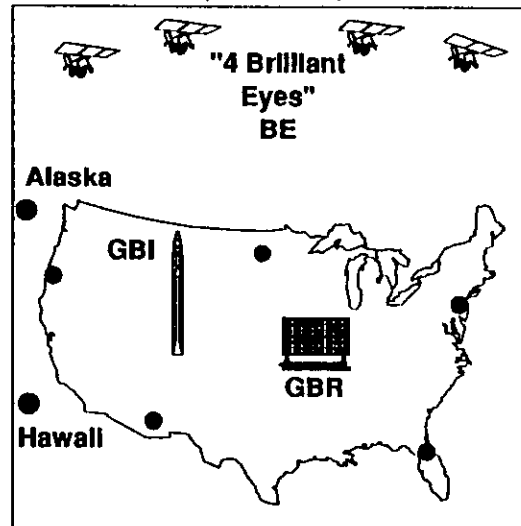
DEFENSE ARCHITECTURE

- Goals:
- Highly Effective Defenses Of The U.S. Against Limited Attacks Of Ballistic Missiles — Consistent With Strategic Stability
 - Highly Effective Theater Missile Defenses For Forward Deployed And Expeditionary U.S. Forces, Friends And Allies

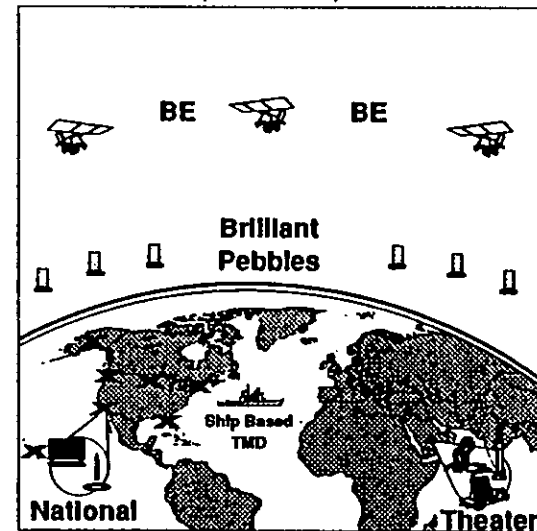
*Initial Site Defense System
(FY 96 - 97)*



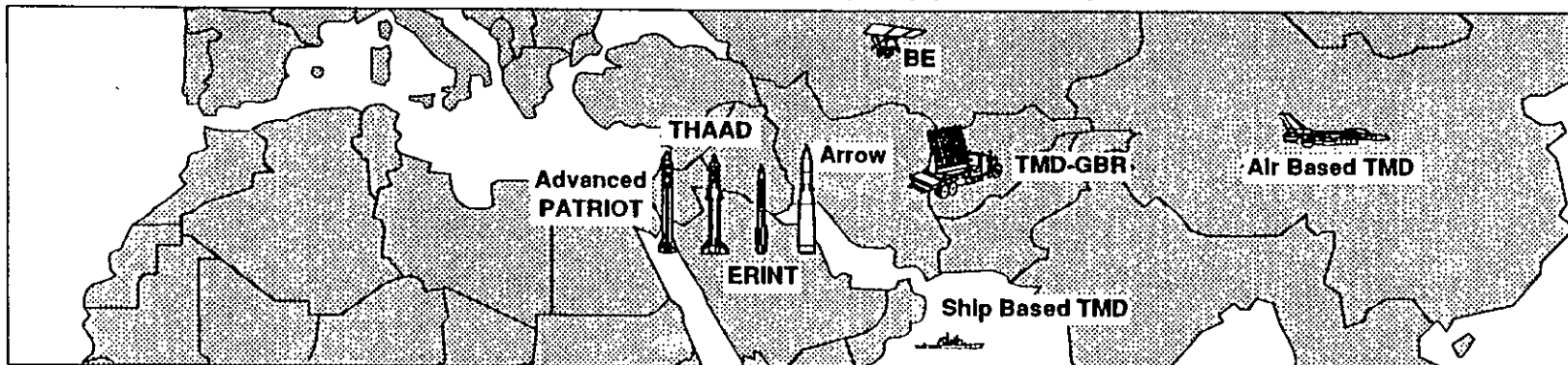
*Limited Defense System
(FY 98 - 02)*



*With Space Based Interceptors
(FY 00 - 03)*



Theater Missile Defense (IMD) (FY 92 - 05)





180-DAY REPORT PLAN

- **Two Teams Performing Up Front Studies**
 - TMD, Led By MG O'Neill
 - U.S. Homeland Defense, Led By Dr. Gerry

- **Results To Be Reviewed By SDI System Design Board Prior To SDIO Recommendations For FY 94-99 POM**

- **Schedule**
 - Finalize Approach By April 1992 POM Submission
 - Submit Draft Of 180-Day Report To SECDEF By May 1992
 - Due To Congress June 1992



GPALS HIERARCHY

ⓧ = MDAP Location

System - Level 1

GPALS System / BMC³ ①

Segment - Level 2

NMD ②

GMD ③

TMD

(Level 2.5)

UTTMD ④

Element - Level 3

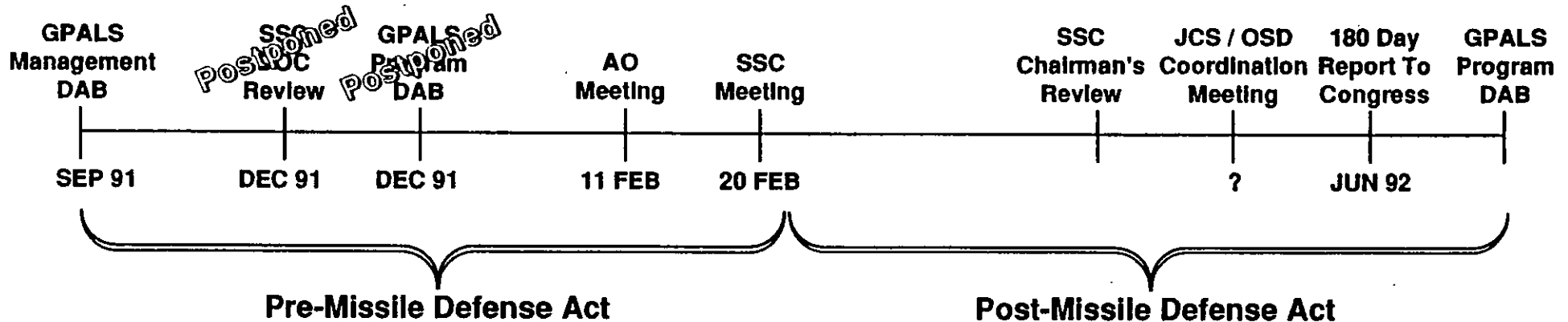
GBI
GSTS
GBR-T
BE

THAAD
BP
(Air Force)
(Navy)
TMD-GBR
CORPS SAM ⑤
PATRIOT ⑥

GPALS System / BMC³ MDAP Tells
The Whole GPALS Story



SDIO SSC / DAB STRATEGY



Objectives February 1992 SSC

- Based On "Previous World"
(Process Initiated February 1991 With Element CARD Tasking)
 - Approve Baseline Approach
 - Discuss Plan To Get To "Spring DAB"
 - Conclude Baseline Documentation Process
 - Close Out 10 DEC 91 SSC Issues

Objectives Summer GPALS DAB

- Based On Missile Defense Act Of 1991
 - Review GPALS Architectural And Acquisition Strategy
 - Approve GPALS MDAP Baselines And Initial Element PPCs
 - Approve MDAP Cost Estimates
 - Approve DAB Documentation Required By White Paper



FY 92 MAJOR CONTRACTING ACTIVITIES

- **Upper Tier Theater Missile Defense Concept Exploration**
- **Ground Based Radar**
- **Brilliant Eyes**
- **Ground Based Interceptor**
- **Numerous Supporting Technology Programs**

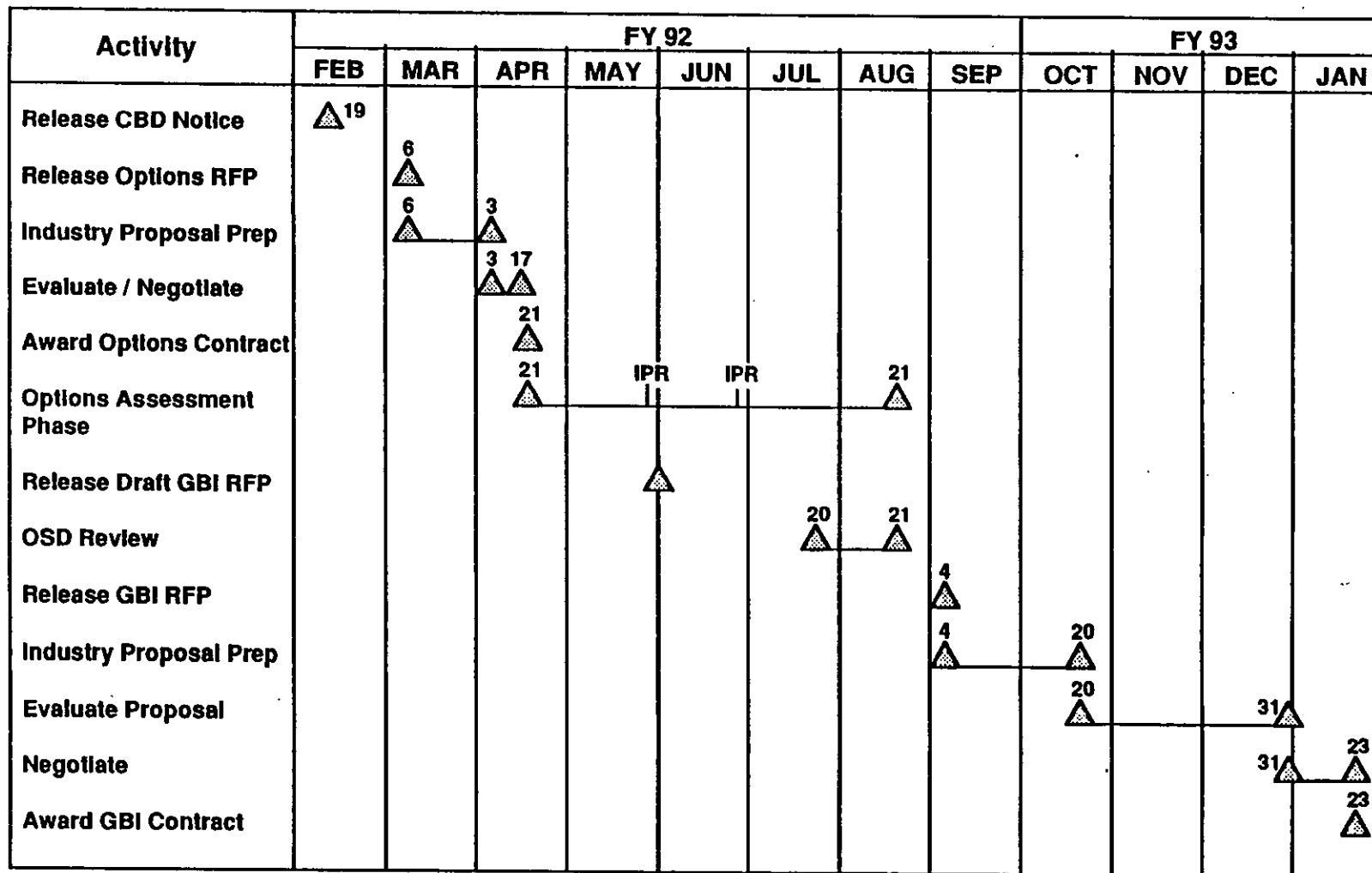


OPTIONS ASSESSMENT FOR GBI

- **GBI Must Meet NMD Segment Effectivity Performance Requirements**
- **Deployable Exo Interceptor At GF, Upgradable To Full Operational Capability Later**
- **GBI / NMD Options Development**
 - **Describe Options For Exo GBI In FY 97**
 - Development
 - Fabrication
 - Test
 - Integration
 - Production
 - Deployment
 - **Options That Improve NMD Requirements Documents**
 - Industry Perspective On Critical Requirements
 - Allocations Between GBI And NMD Segment
 - **Options For GBI Performance Enhancement**
 - Risk Reduction
 - Approach For Tech Infusion To Meet Full Operational Capability
 - Militarization



GBI OPTIONS ASSESSMENT





GLOBAL PROTECTION AGAINST LIMITED STRIKES SYSTEM

- **GPALS Represents A New Capability**
 - **No Existing System**
 - **Must Be Viewed As An Entity**
- **GPALS Architecture Must Be Capable Of Evolving Over Time**
 - **To Accommodate Changing Geopolitical Context**
 - **Acquisition Strategy Will Evolve With Architecture**
- **Importance Of Urgency Has Been Made Clear By Secretary Of Defense And The Congress**
 - **Will Not Occur With A "Business As Usual" Approach**

End Points Of A New Capability Should Not Be Predetermined Up Front

STRATEGIC DEFENSE INITIATIVE

System Engineering



2 MAR 92

COL W. Hecker, USA
Strategic Defense Initiative Organization



OUTLINE

- **System Engineering Approach**
- **User Interface**
- **Requirements Traceability**
- **Performance Assessment**
- **System Risk Management**
- **GPALS Integration**

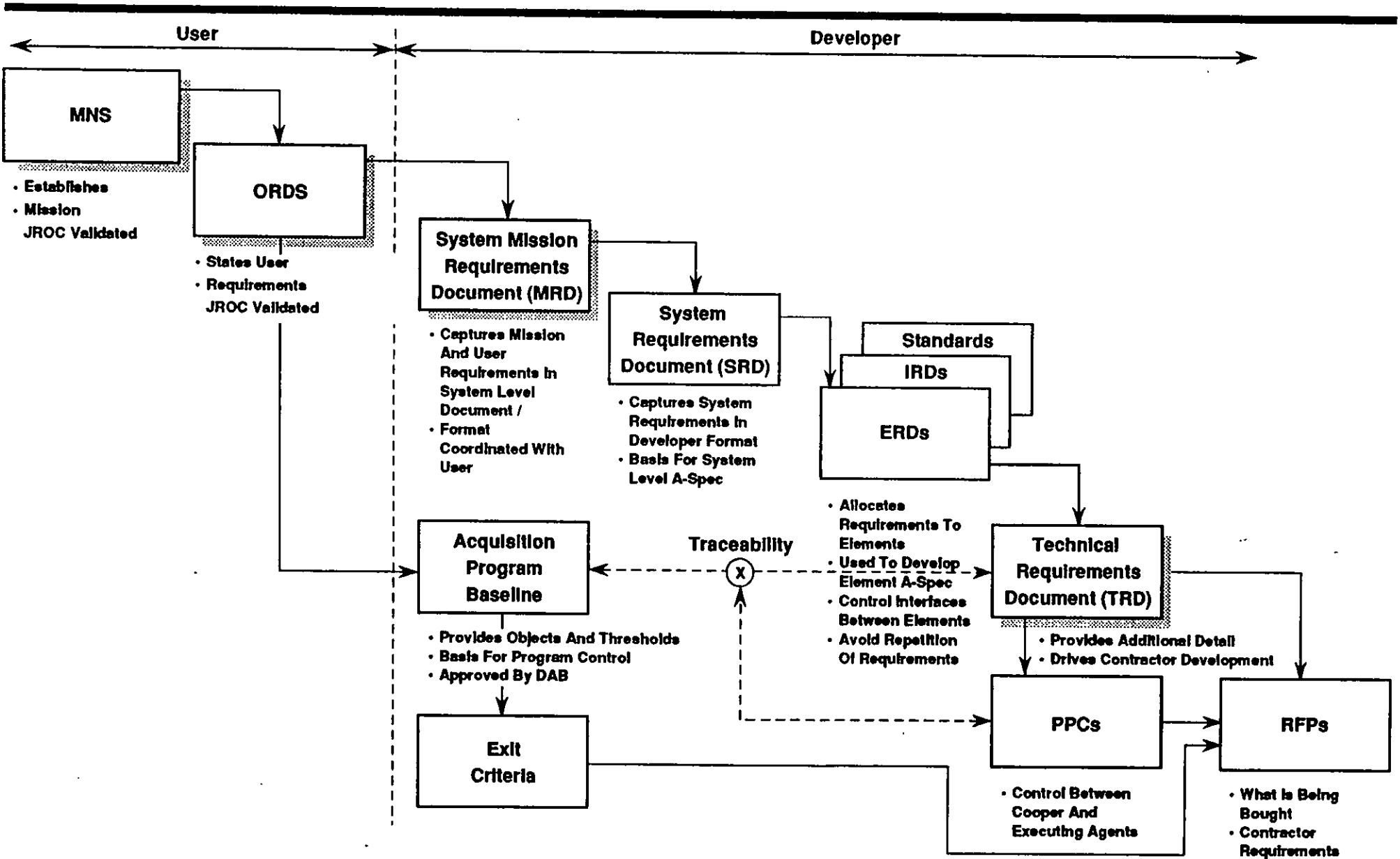


SYSTEMS ENGINEERING APPROACH

- **Strong, Centralized SE&I Activity**
 - **Single Contractor**
 - **Central Operating Facility And Multiple Field Sites**
Enable Close Coupling With User / Service Activities
 - **Focused Support To Segment / MDAP Managers**
 - **GPALS System, BMC³, NMD, GMD, TMD**
- **Key Responsibilities**
 - **Engineering Interface With User (USSPACECOM)**
 - **GPALS System Definition / Requirements Allocation**
 - **End-To-End Performance Assessment**
 - **GPALS Integration**

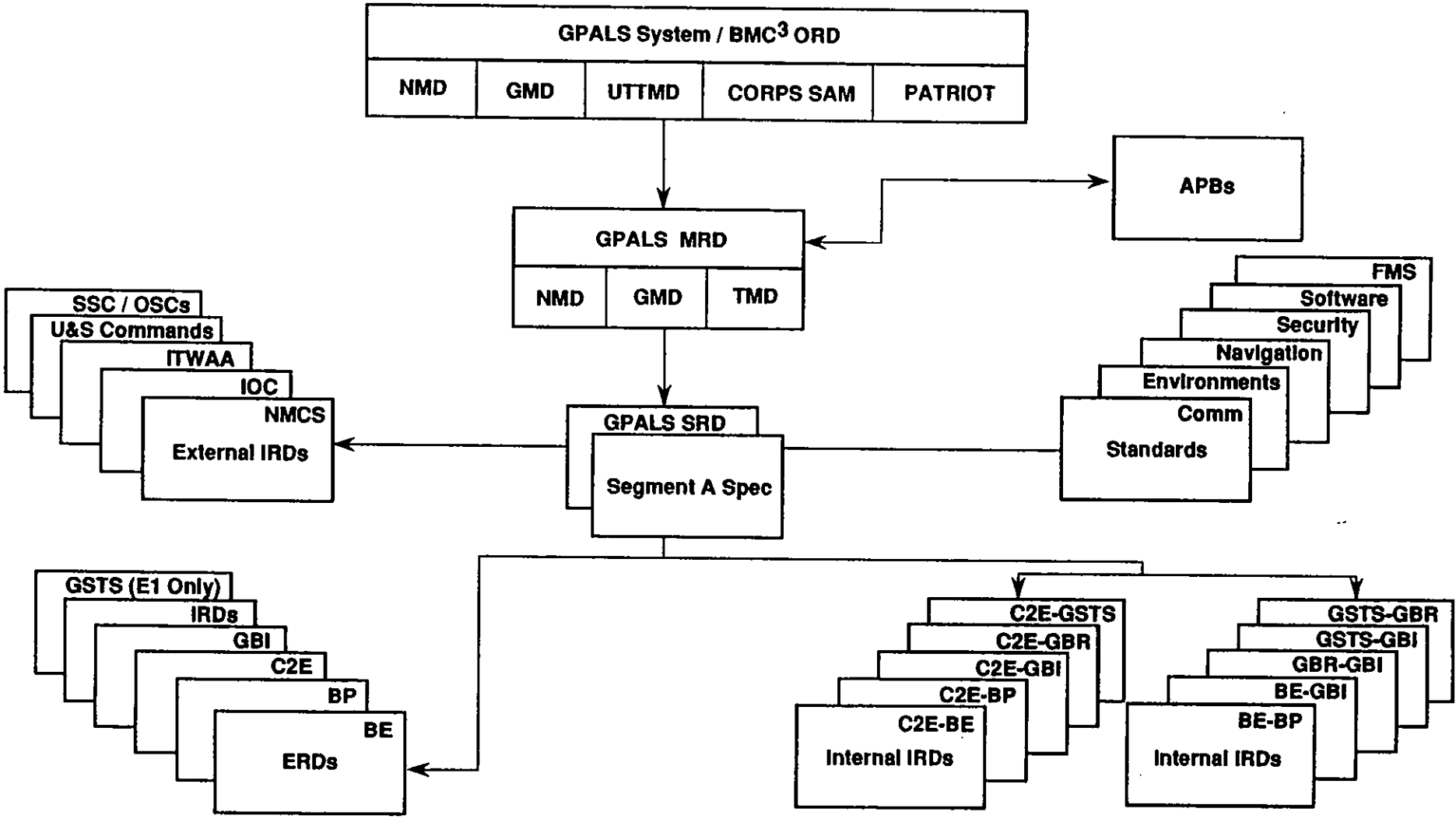


USER INTERFACE (REQUIREMENTS FLOW DOWN)





GPALS REQUIREMENTS DOCUMENT TRACEABILITY





END-TO-END PERFORMANCE ASSESSMENT

- **System Effectiveness Is Iterated Using A Series Of Performance / Cost Trade-offs**
 - **At Each Succeeding Level Of Decomposition, Until**
 - **The Mission Requirements Are Met**
 - **System Objectives Are Satisfied**
 - **Most Cost Effective System Design Has Been Achieved**
- **Effectiveness Trades Include Balancing**
 - **Tier - Tier Performance**
 - **Sensor vs Weapon Performance**
 - **Individual Platform Performance vs Inventory**
 - **Inventories vs Location (Basing)**
- **Multiple Tier Concept Provides Flexibility To Balance The System To Meet The Mission Requirement**

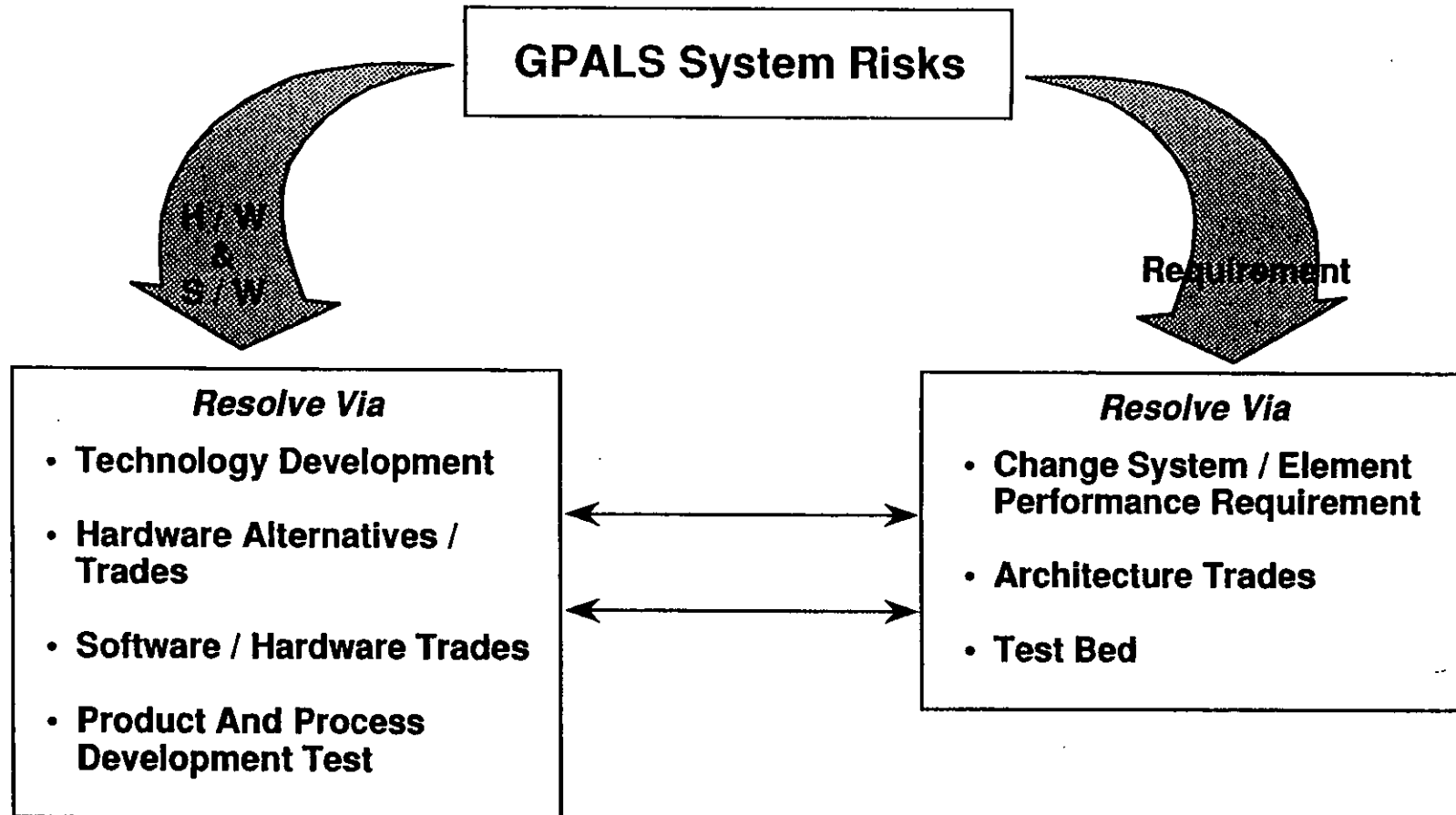


SYSTEM RISK MANAGEMENT

- **GPALS Risk Management Program Constitutes**
 - **Competitive Acquisition Strategies**
 - **Technology Back-up Programs**
 - **Test, Evaluation And Validation Activities**
- **System Test Plan Focuses And Integrates Test Beds, Simulators, Elements And Technology Programs To Resolve Critical Performance Issues**
- **Interactive Cycle Of Test Bed Confidence Building Establishes The Basis For Integrated System Level Test And Demonstration**
- **The Hierarchy Of Test Beds Provides For Rigorous Validation Of Test Results Under Controlled Test Conditions**



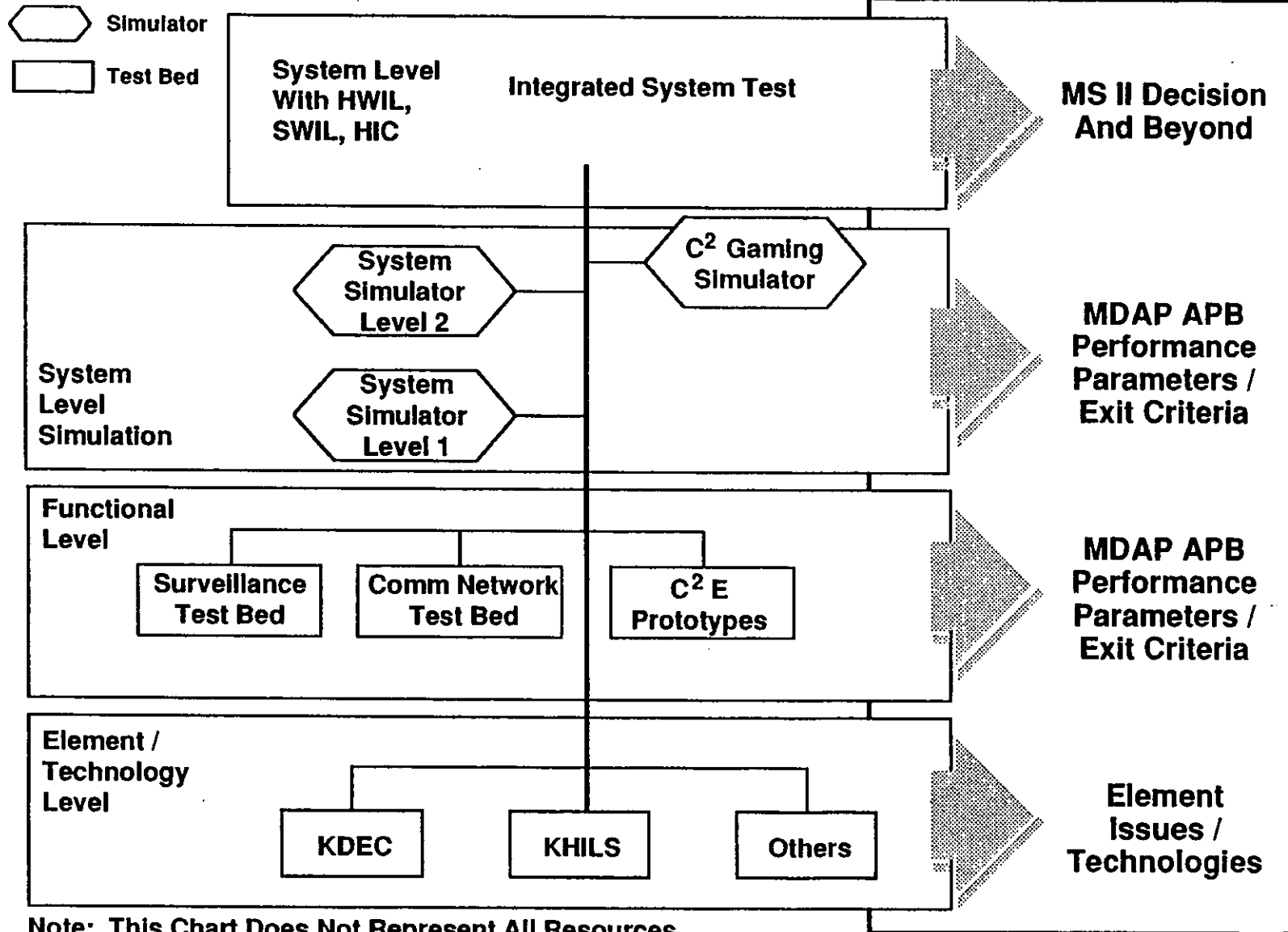
GPALS RISK ABATEMENT PROCESS



GPALS Risk Management Process Resolves Risk Issues In Systematic Fashion



TOOLS AVAILABLE TO SUPPORT GPALS SYSTEM



Note: This Chart Does Not Represent All Resources

STRATEGIC DEFENSE INITIATIVE

Brilliant Pebbles Advance Planning Briefing For Industry




2-3 MAR 92

Lt Col Bill Rohlman, USAF
Deputy Director, Global Defense Segment Directorate
Strategic Defense Initiative Organization



AGENDA

- 
- **Space Based Interceptor Evolution**
 - **Acquisition Strategy**
 - **Test Program**
 - **Programmatics**
 - **Congressional Issues / Treaty Compliance**
 - **Summary**



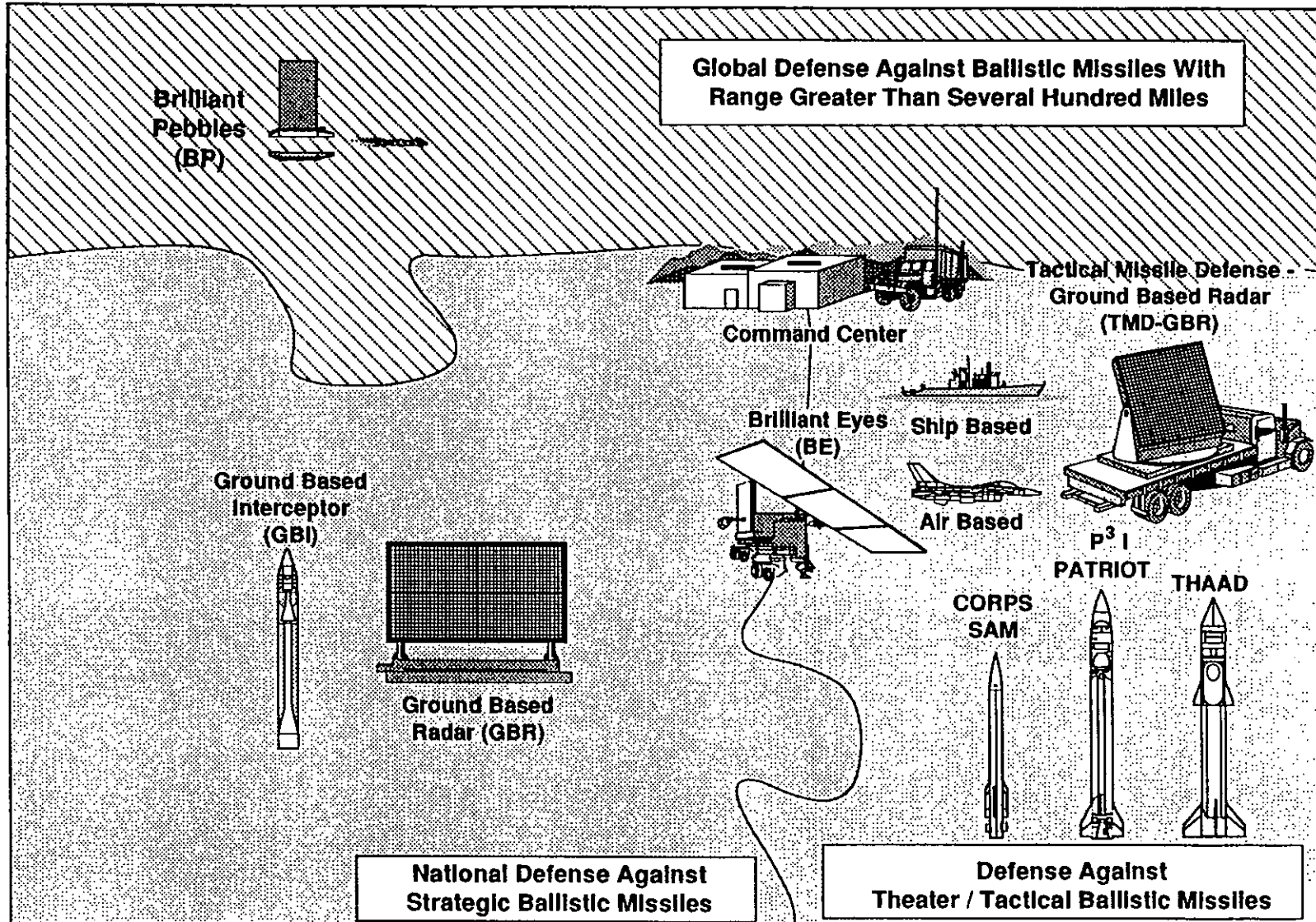
BRILLIANT PEBBLES

- **Space Based Weapon System**
 - **Distributed**
 - **Autonomous**
 - **Reduced Dependence On Other System Elements**

- **Continues Revolutionary Design Process**
 - **Exploratory**
 - **Emphasis On Cost And Weight**
 - **Emphasis On Near Term Technology**



GLOBAL PROTECTION AGAINST LIMITED STRIKES (GPALS)





PARADIGMS

- **Space Weapon**
 - **Militarization Of Space**
 - **Ops Requirement**
 - **Space Debris**

- **Autonomous Operation**
 - **Current Satellite Operations**
 - **Impact On Current Systems**
 - **Collision Avoidance**

- **Mass Produced Satellite**
 - **Affordability**
 - **Reliability**



BRILLIANT PEBBLES FUNCTIONALITY

Detect: Detect And Track Booster / PBV / RV

**Control: Upon Release Authority (From
Man-In-The-Loop), Guides Itself To Target**

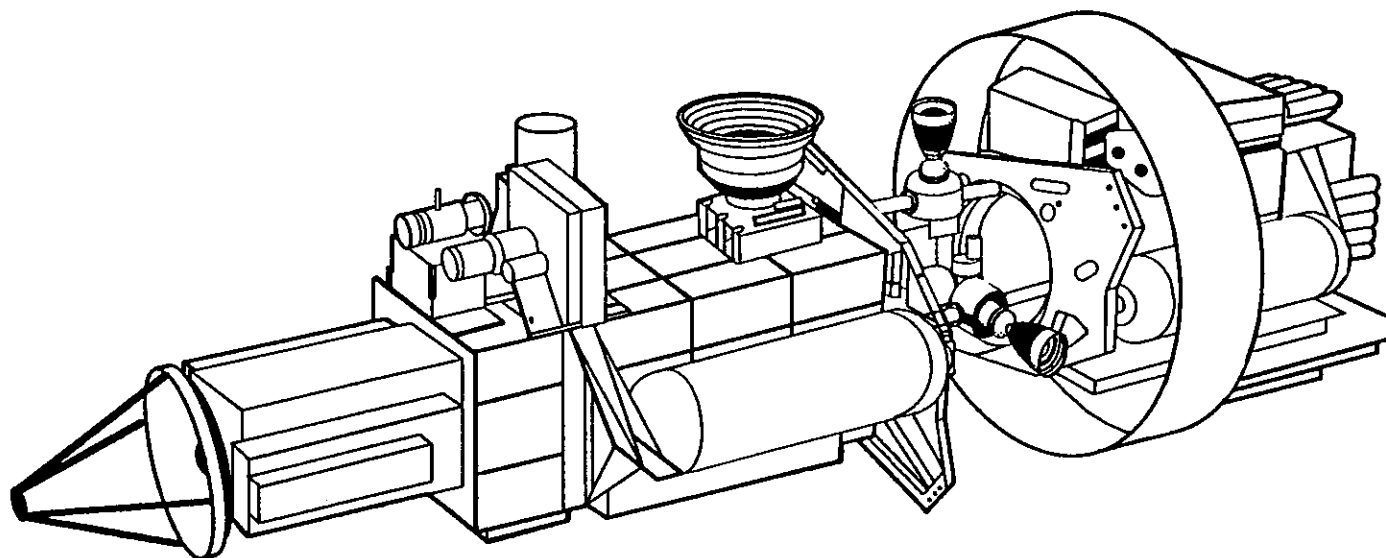
Engage: Hit-To-Kill Interceptor

**Support: Built In Support System (Power, Cooling,
Navigation, Computing, etc.)**

**Perform Many Functions On a Single
(But Proliferated) Platform**

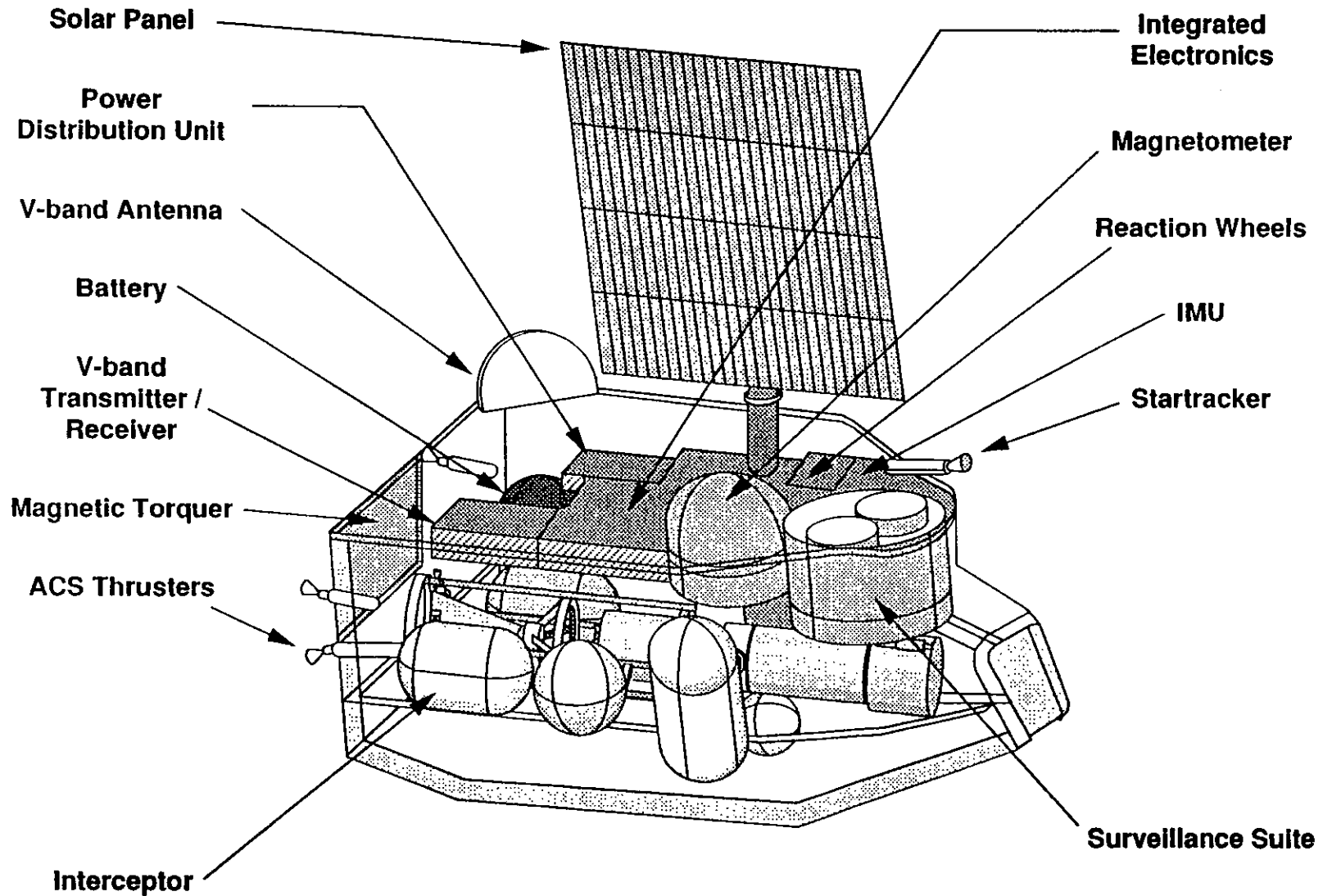


LLNL (AIT) CDV INTERCEPTOR



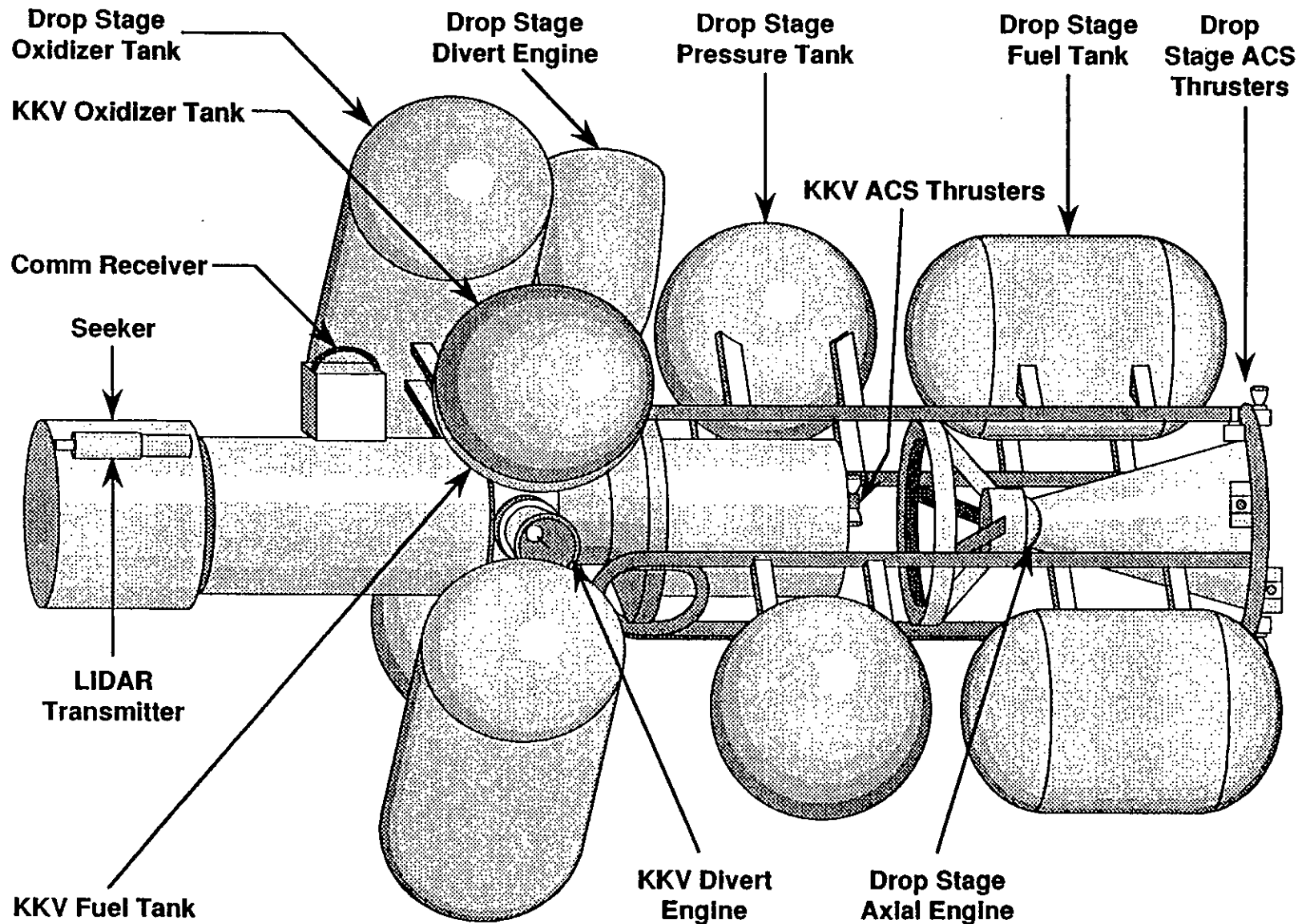


MARTIN MARIETTA BRILLIANT PEBBLES LIFE JACKET



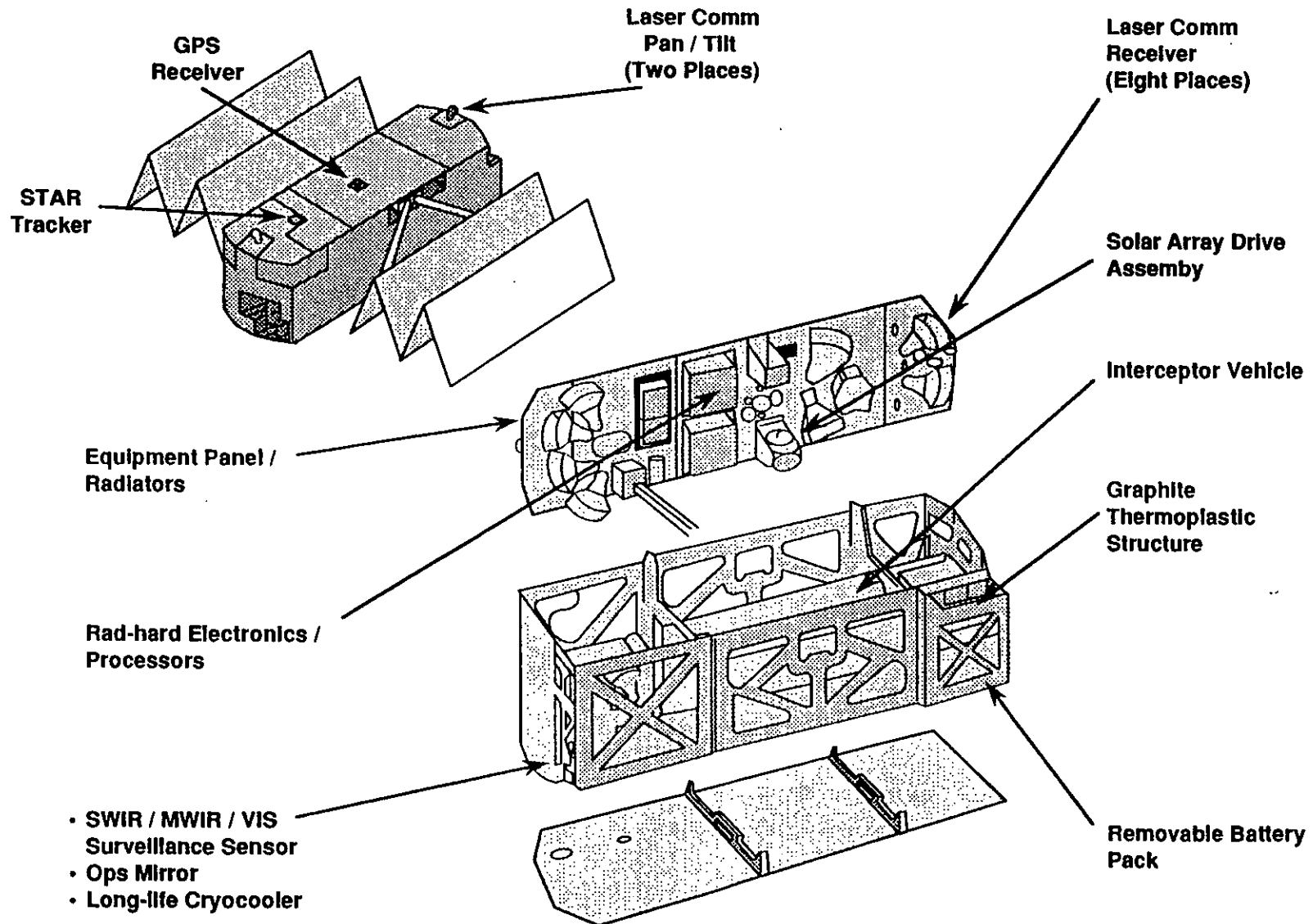


MARTIN MARIETTA BRILLIANT PEBBLES INTERCEPTOR



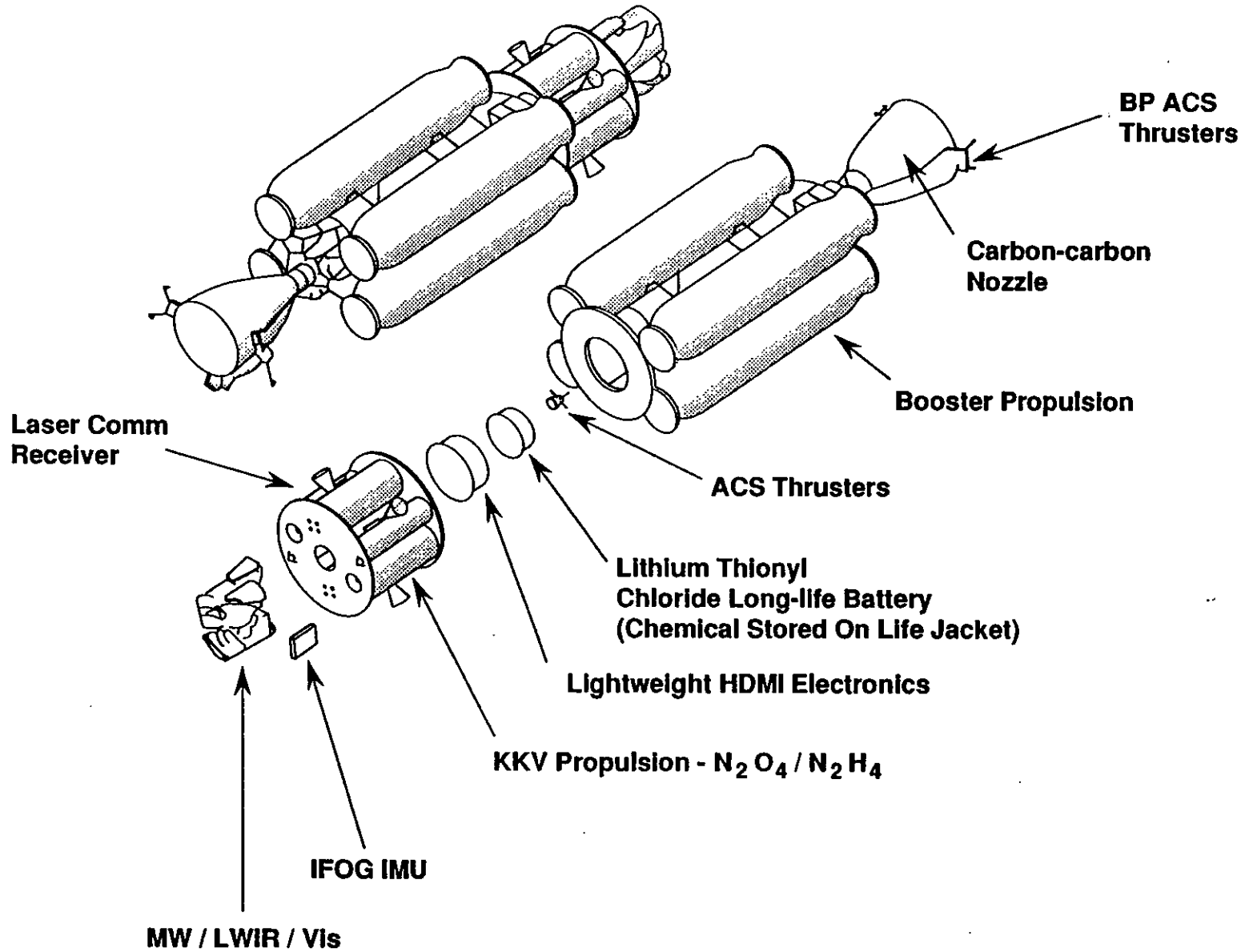


TRW BRILLIANT PEBBLES LIFE JACKET





TRW BRILLIANT PEBBLES INTERCEPTOR





AGENDA

- **Space Based Interceptor Evolution**



- **Acquisition Strategy**

- **Test Program**

- **Programmatics**

- **Congressional Issues / Treaty Compliance**

- **Summary**



ACQUISITION OBJECTIVES

- **Streamlined Acquisition**
- **"Fly Before Buy" Through Test Vehicles**
- **Encourage Industrial Innovation**
- **No Specifications Until EMD, Then Carefully Tailored**

**Develop, Demonstrate And Produce
1 - 10K Brilliant Pebbles**



ACQUISITION STRATEGY

- **Concept Definition**
- **Pre-EMD Program Features**
- **EMD / Production**



AGENDA

- **Space Based Interceptor Evolution**
- **Acquisition Strategy**
-  • **Test Program**
- **Programmatics**
- **Congressional Issues / Treaty Compliance**
- **Summary**



FLIGHT TEST PROGRAM

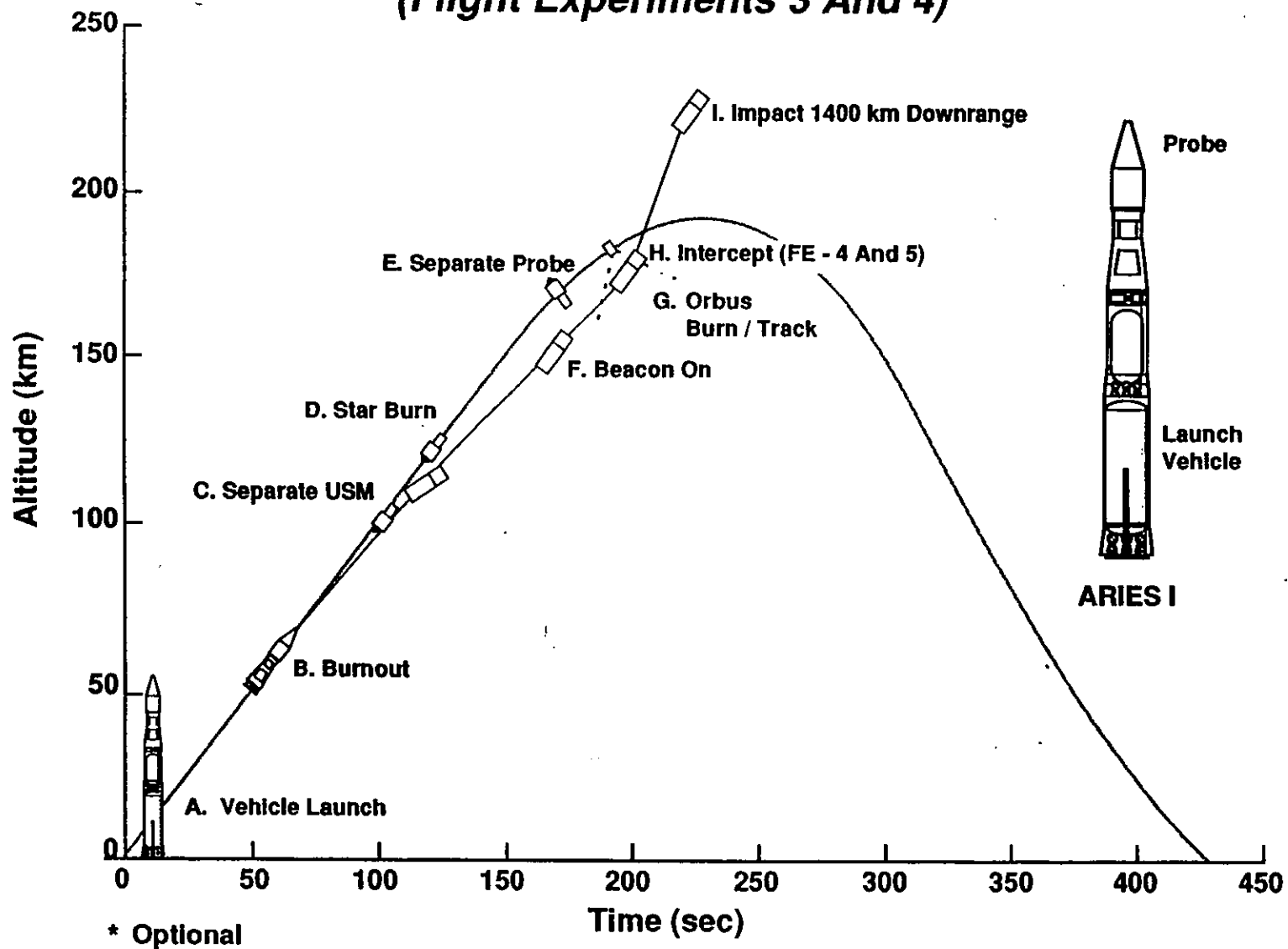
- **LLNL Leads For Flight Experiments 1-4 (Through 1992)**
 - **Pre-EMD Contractors Become Observers On These Experiments**

- **TRW And Martin Marietta Lead Beginning With BP-1T And BP-1M**
 - **LLNL Advises Industry**
 - **LLNL Continues Critical Technical Development**



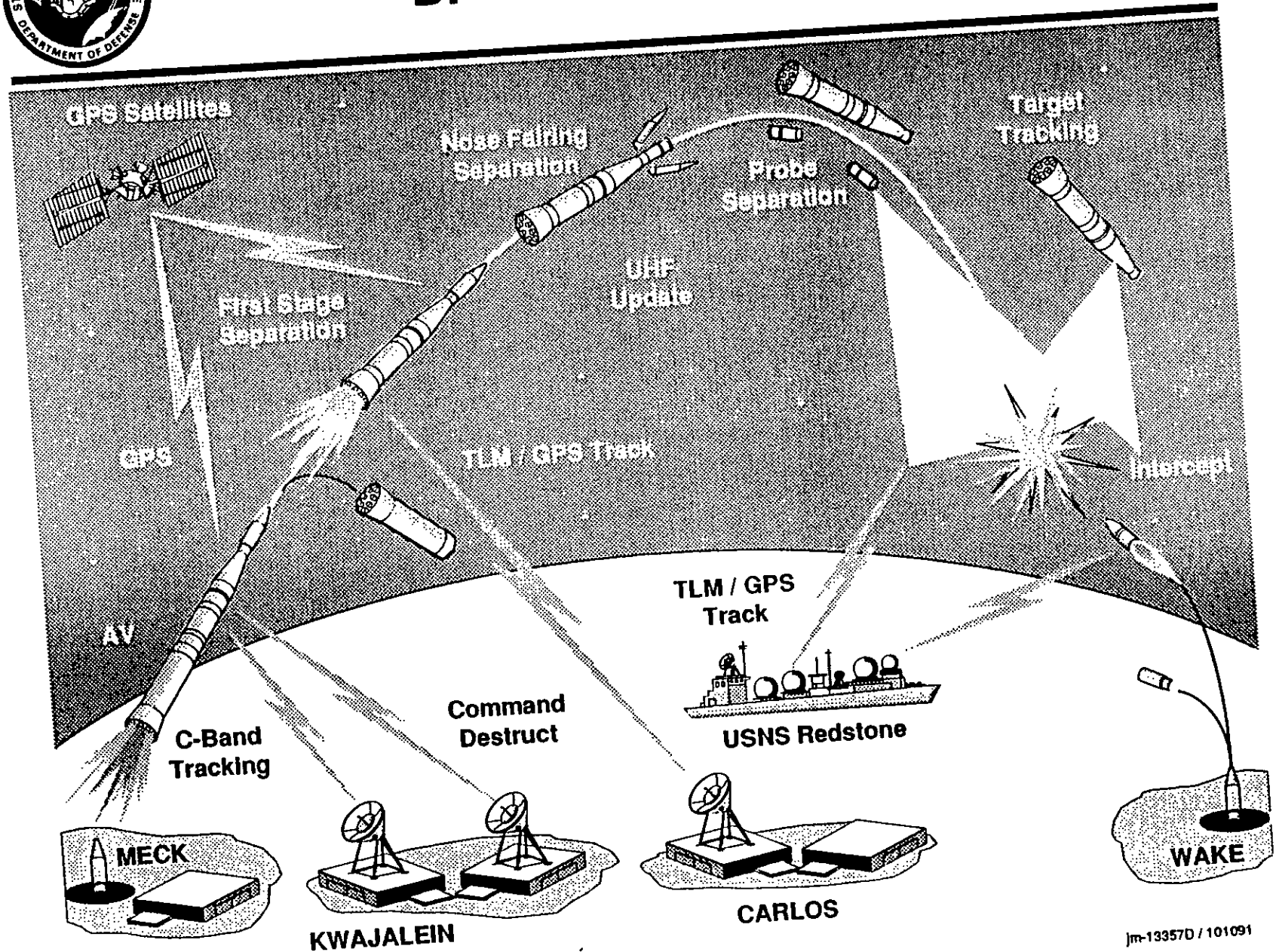
LLNL PHASE II EXPERIMENT CONFIGURATION

(Flight Experiments 3 And 4)





BP - 1M MISSION





AGENDA

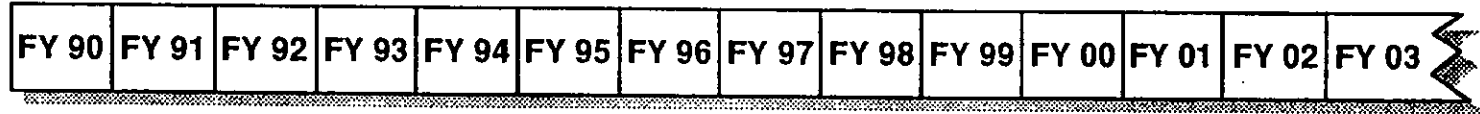
- **Space Based Interceptor Evolution**
- **Acquisition Strategy**
- **Test Program**



- **Programmatics**
- **Congressional Issues / Treaty Compliance**
- **Summary**



BP PROGRAM SCHEDULE



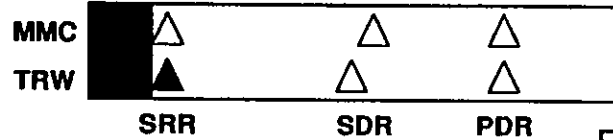
Program Milestones



Concept Definition

6 Contractors

Pre-EMD




EMD



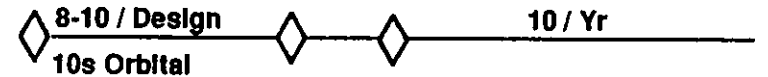
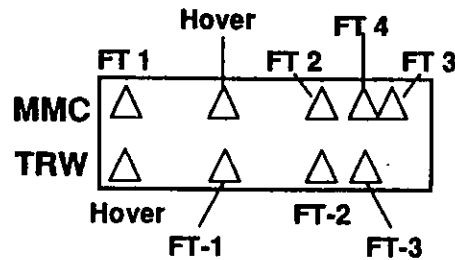
Production



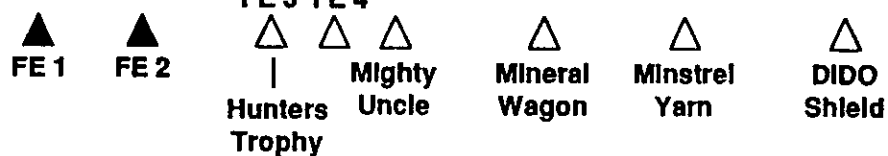
Contractor Tests



Flight Test



LLNL / UGT Experiments





PROGRAM MILESTONES

FY 91

- **LLNL Flight Tests 1, 2**
- **Concept Development Phase Ended, Down Selection For Pre-EMD**
- **Pre-EMD Contracts Initiated**
- **GPALS DAB-GPALS Management Strategy**

FY 92

- **GPALS DAB-GMD Baseline Approval**
- **SRR**
- **LLNL Flight Test 3**

FY 93

- **BP Contractor Pre-EMD Flight Experiment BP-1M**
- **LLNL Flight Test 4**
- **SDR**



BP PROGRAM PARTNERS - ROLES AND RESPONSIBILITIES

- **SDIO**
 - **Manage**
 - **Integrate**
 - **Risk Mitigation**

- **Services**
 - **Army Support To Test Program**
 - **Air Force Operating Locations And Continuous Technical Support**

- **LLNL**
 - **Initial Concept**
 - **Functional Concept Feasibility (Flight Experiments)**
 - **Selected Component Technology Innovations**
 - **Technical Advisor**

- **Industry**
 - **Complete Detailed Design**
 - **Ground And Flight Testing Of Detailed Design**
 - **Producibility / Manufacturing Technology**
 - **Balance Performance, Producibility, Operability, Supportability, Affordability And Schedule**



PRE-EMD CONTRACTORS

<u>Contractors</u>	<u>City</u>	<u>State</u>	<u>Contractors</u>	<u>City</u>	<u>State</u>
Martin Marletta - Prime	Denver	CO	TRW - Prime	Redondo Beach	CA
IBM	Manassas	VA	Hughes Aircraft	El Segundo	CA
Mission Research Corporation	Colorado Springs	CO	Defense System, Inc	Vienna	VA
Aerojet Propulsion Division	Sacramento	CA	Photon Research Association	San Diego	CA
Litton	Woodland Hills	CA	Mission Research Corporation	Santa Barbara	CA
Stanford Telecommunications	Reston	VA	SPARTA	Laguna Hills	CA
OCA	Garden Grove	CA	Prairie View A&M	Prairie View	TX
LIRIS	Lexington	MA	Alliance Infonet	Costa Mesa	CA
MDESC	St. Louis	MO	Applied Technology Association	Mountain View	CA
Eagle Picher	Joplin	MO	Sun Computers	Carson	CA
Babcock	Orange	CA	Frontier Electronics	Stillwater	OK
Courtaids	Bennington	VT	Romallo Tool & Die	Torrance	CA
AOI	Rolling Hills Estate	CA	Sloane Company	Sun Valley	CA
OEA	Aurora	CA	Spaceonics Industrial, Inc	Harbor City	CA
Hi-Shear	Torrance	CA	Webber Cable & Electronics	Cerritos	CA
Wittaker	Hollister	CA	Bob Lewis Machine	Gardena	CA
			Omega Engineering, Inc	Stanford	CT
			C.W. Swift & Associates	Van Nuys	CA
			LSI Logic	Milpitas	CA
			Ward / Davis	Redondo Beach	CA
			Lambda Novatronics, Inc	Del Rey Beach	FL
			Qualcom	San Diego	CA
			London Engineering	Gardena	CA
			Precision Bearing Center	West Lebanon	NH



RISK MITIGATION POSSIBILITIES

- **We Are Looking For Technologies To Support Our Risk Mitigation Program That Are**
 - **Extremely Lightweight**
 - **Robust**
 - **Survivable In A Space Environment With High Reliability**
 - **Requires Low Input Power**
 - **Readily Available**

- **Specific Areas Of Interest**
 - **High Resolution Long Wave Infrared (LWIR)**
 - **60 GHz Communications**
 - **Laser Communications**
 - **Cryocooler**
 - **Laser Imaging, Detection, And Ranging (LIDAR)**
 - **Solar Power**
 - **Long Life Batteries**
 - **Inertial Measurement Unit**



RISK MANAGEMENT POINTS OF CONTACT

Martin Marietta Strategic Defense Systems
Attn: Ms. Kathy Tobey Ms: F4066
P.O. Box 179
Denver, CO 80201
Telephone Number (303) 971-3598

TRW Military Space System Divisions
Attn: Mr. Norm Hollinger
One Space Park
Redondo Beach, CA 90278
Telephone Number (213) 814-9169

Lawrence Livermore National Laboratory
Attn: Mr. Nick Collella
P.O. Box 808
Livermore, CA 94550
Telephone Number (510) 423-8452

Department Of Defense
Strategic Defense Initiative Organization
Attn: CPT W. Russell Hall
The Pentagon
Washington, D.C. 20301-7100
Telephone Number (703) 693-1612



AGENDA

- **Space Based Interceptor Evolution**
- **Acquisition Strategy**
- **Test Program**
- **Programmatics**
- ➔ • **Congressional Issues / Treaty Compliance**
- **Summary**



1992 CONGRESSIONAL ISSUES

- **Keeping Brilliant Pebbles In Research And Development Phase**
- **ABM Treaty Compliance For BP Testing**
- **Cooperative Funding From Allies**

**We Are Fully Compliant With The 1991
Missile Defense Act And ABM Treaty.
We Are Exploring Allied Participation**



AGENDA

- Space Based Interceptor Evolution
- Acquisition Strategy
- Test Program
- Programmatic
- Congressional Issues / Treaty Compliance
- ➔ • Summary



SUMMARY

World Of Opportunity - Areas To Solicit

- **MMC, TRW**
 - **Provide Positive Contributions In The Areas Of Cost And Weight Reduction, Effectiveness And Producibility**
- **Government**
 - **Provide Risk Mitigation And Enabling Technology**
- **TASC, BDM**
 - **Provide Program Management Support In Areas Of Systems Integration, Resource Management And Test And Evaluation**

STRATEGIC DEFENSE INITIATIVE

Advance Planning Briefing For Industry



2 MAR 92

COL Carl E. Drewes, USA
Director, National Missile Defense Segment
Strategic Defense Initiative Organization



TOPICS

- **1991 Missile Defense Act (Limited Defense System)**
- **National Missile Defense (NMD) Architecture**
- **Planned Growth Path**
- **Program Strategy**
- **Schedules**
- **Critical Factors For Deployment**
- **Summary**



MISSILE DEFENSE ACT OF 1991

Missile Defense Goal Of The United States

- **It Is The Goal Of The United States To**
 - **Deploy An Antiballistic Missile System, Including One Or An Adequate Additional Number Of Antiballistic Missile Sites And Space Based Sensors, That Is Capable Of Providing A Highly Effective Defense Of The United States Against Limited Attacks Of Ballistic Missiles**
 - **Maintain Strategic Stability**
 - **Provide Highly Effective Theater Missile Defenses (TMDs) To Forward Deployed And Expeditionary Elements Of The Armed Forces Of The United States And To Friends And Allies Of The United States**



1991 MISSILE DEFENSE ACT LIMITED DEFENSE SYSTEM

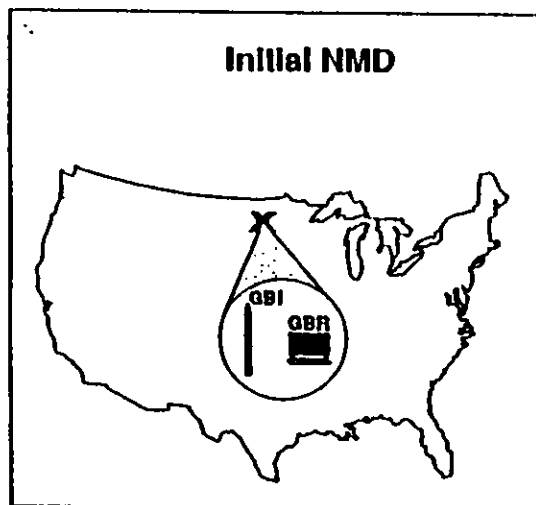
- **Design To *Protect* The United States Against *Limited* Ballistic Missile Threats**
 - *Accidental Or Unauthorized Launches*
 - *Third World Attacks*
- **Develop For *Deployment* a**
 - *Cost Effective*
 - *Operationally Effective*
 - *ABM Treaty Compliant*
- **Antiballistic Missile System At A *Single Site* As The *Initial Step* Toward *Deployment* Of A Highly Effective Antiballistic Missile System**
- **By The Earliest Date Allowed By The Availability Of Appropriate Technology Or By FY 96**



NATIONAL MISSILE DEFENSE ARCHITECTURE

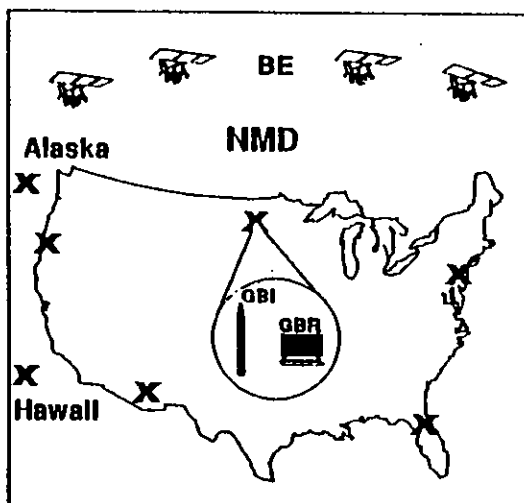
Goal: Highly Effective Defense Of The U.S. Against Limited Attacks Of Ballistic Missiles — Consistent With Strategic Stability

**Initial Site Defense System
(FY 96 - 97)**



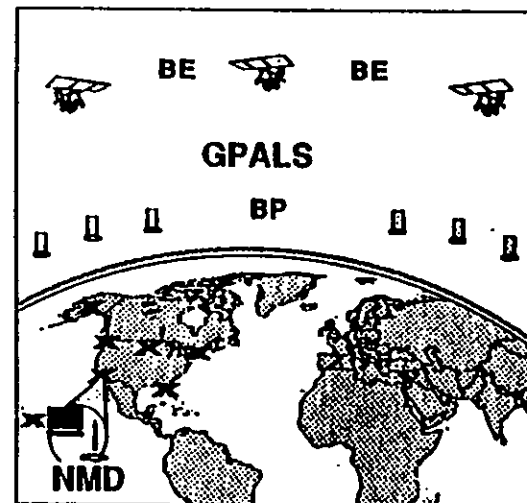
**(GBI) Ground Based Interceptor
(GBR) Ground Based Radar**

**Limited Defense System
(FY 98 - 02)**



**(BE) Brilliant Eyes
(X) Missile Defense Site**

**With Space Based Interceptors
(FY 00 - 03)**



**(NMD) National Missile Defense
(BP) Brilliant Pebbles**

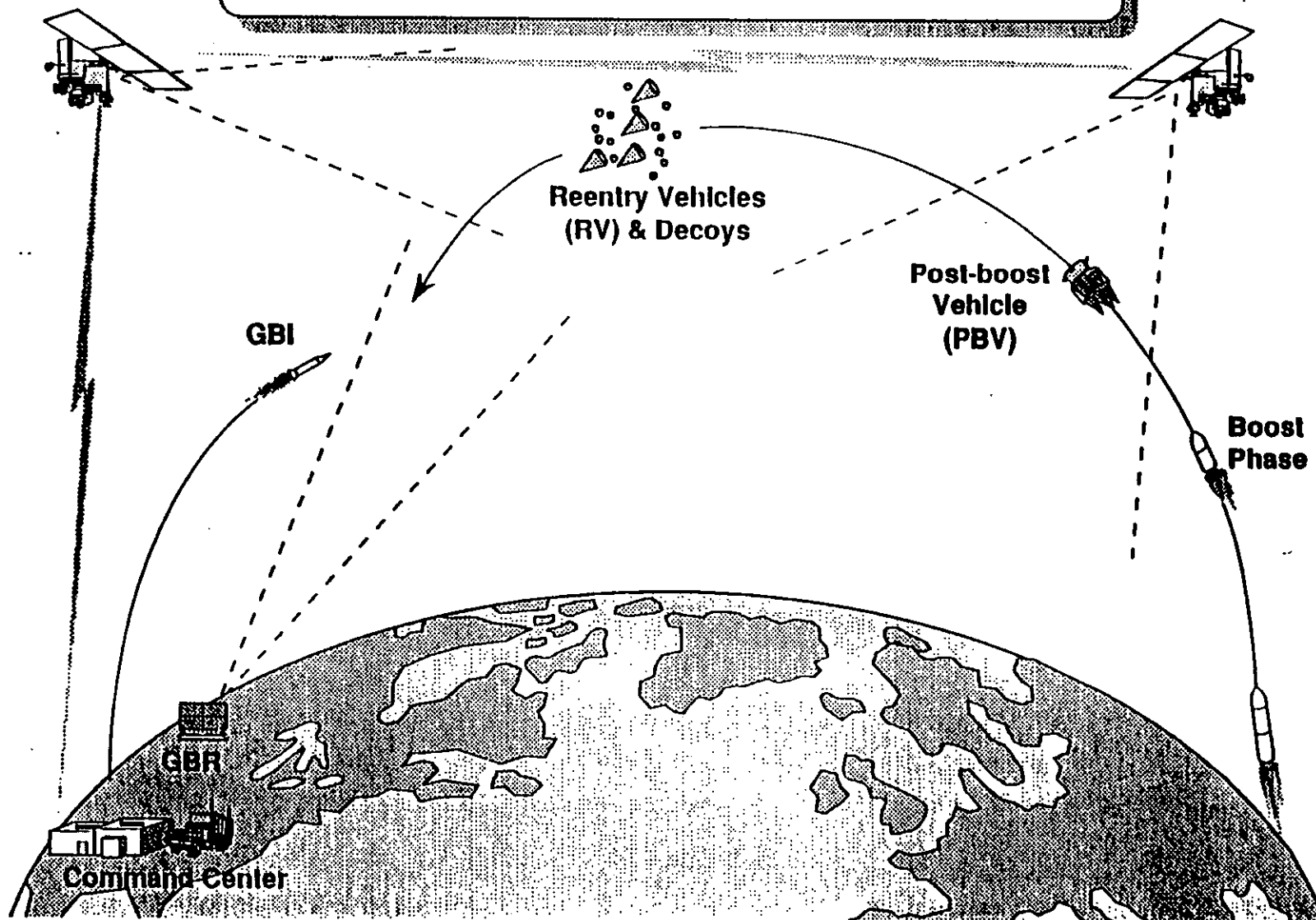


NMD ARCHITECTURE

Brilliant Eyes



Defense Against Strategic Ballistic Missiles

Brilliant Eyes






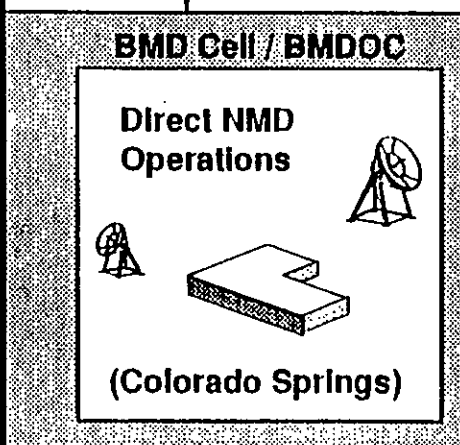
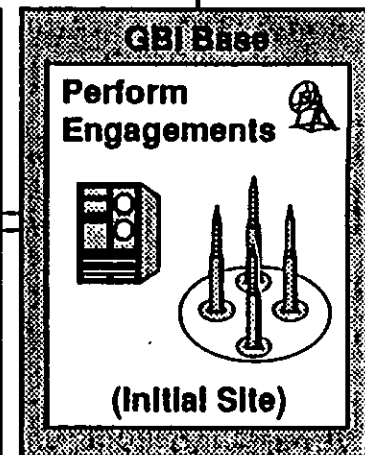
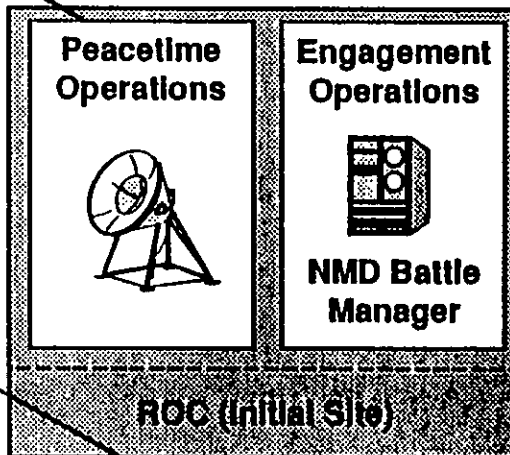
Current Warning Architecture



Initial NMD Segment Architecture

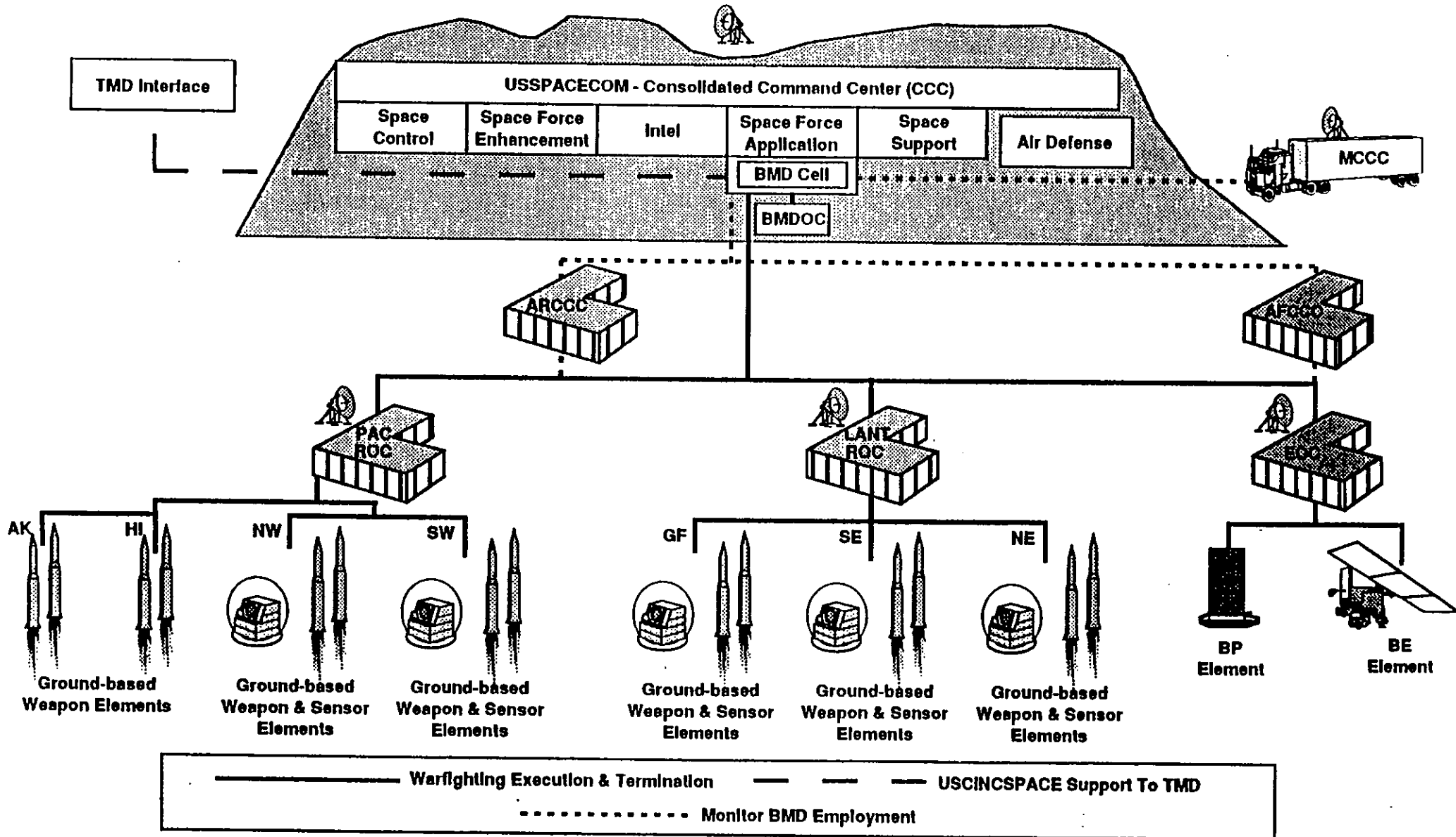


Communications Satellite



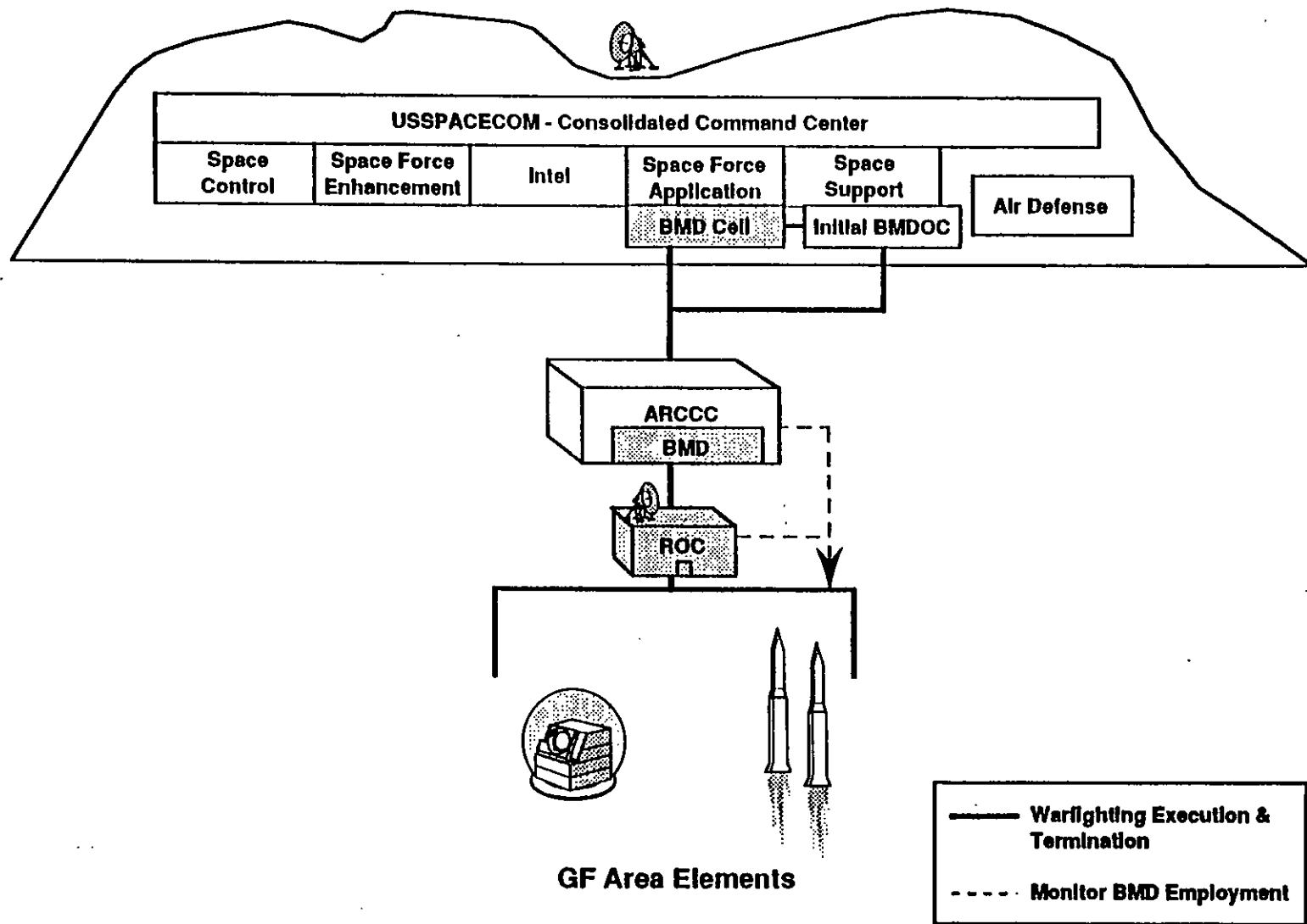


NMD COMMAND AND CONTROL STRUCTURE





INITIAL NMD COMMAND AND CONTROL STRUCTURE



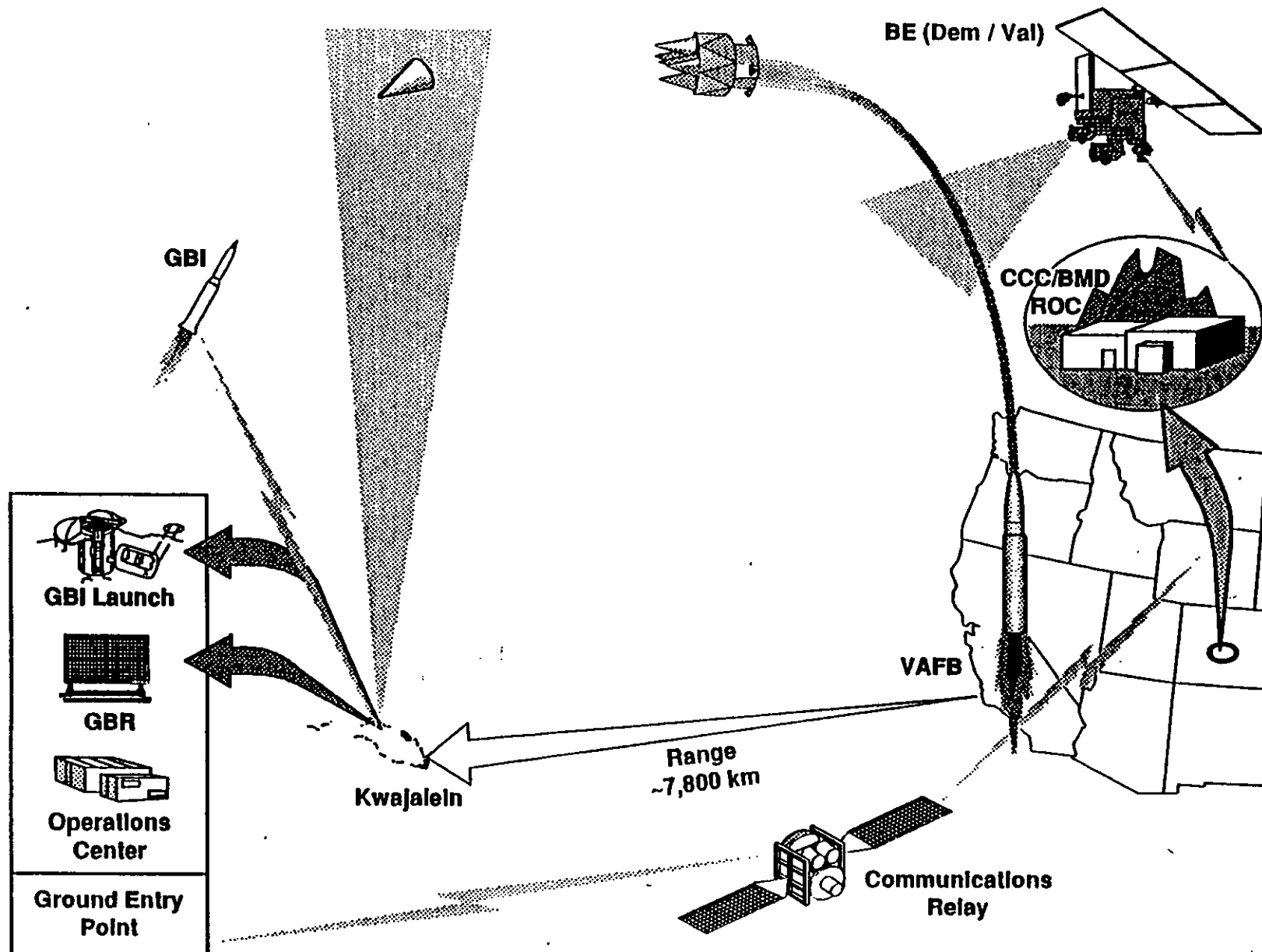


WHY INITIAL NMD DEPLOYMENT ?

- **Responds To The 1991 Missile Defense Act**
- **Protects Most Of U.S.A. Against Certain Limited, Accidental, And Unauthorized Ballistic Missile Strikes**
- **Provides USSPACECOM An Operational And A Training Capability**
- **Provides Evolutionary First Step Toward The Objective GPALS Deployment**
- **Provides And Maintains Strategic Stability**



INITIAL NMD TEST SCENARIO





PLANNED NMD GROWTH PATH TO GPALS

- **Open Architecture For GPALS**
- **Pre-planned Product Improvements**
- **Interceptor Block Upgrades**
 - **Advanced Discrimination Capability**
 - **Endoatmospheric Capability**
- **Brilliant Eyes**
- **Brilliant Pebbles**
- **GPALS Integration (TMD + NMD + GMD)**



NMD PROGRAM STRATEGY

- **Core Strategy**

- **Deploy Initial Site And Build On It**
- **Continue On Full Deployment Path**
- **Maintain Options To Respond To Uncertain Future With A Robust Technology Base Program**
- **Maintain Consistency With Evolving National And International Policies And Constraints**



PROBLEM ANALYSIS

Acquisition Strategy For Initial GPALS / NMD Deployment

Issue

- **How Should Acquisition Milestones And Phases Be Structured For The GPALS Elements That Will Be Deployed In FY 97 To Meet The 1991 Missile Defense Act Mandate?**

Impacts

- **Execution Of Defense Acquisition Management Policies And Procedures (DoDI 5000.2)s**
- **Provisions And Requirements In GBI, GBR, And C²E Procurement Packages**
- **FY 94 - 99 POM / Color Of Money**

Solution

- **Focus System Designs On Suitability, Testability, Producibility, And Supportability For Initial Deployment, And Adaptability For Incremental Growth To Meet Objective GPALS And Uncertain Future**
- **Insist The Most Mature Technology Be Used To Meet GPALS Effectivity #1 (LOC) Requirements**
- **Conduct Enhancing Technology Developments / Demonstrations In Parallel With System Development For Infusion As Block Changes**
- **Fund Advanced Development And Initial Deployment Units With 6.3 Dollars. Fund Fixes, Follow-on Testing, And Upgrades Necessary For Initial Deployment Units To Meet GPALS Effectivity #1 With 6.3 Dollars. Fund System Development And Fix Level III Engineering Documentation For GPALS Effectivities #2 Thru N With 6.4 Dollars. Fund Follow-on Deployment (LRIP / Production) With Procurement Dollars**

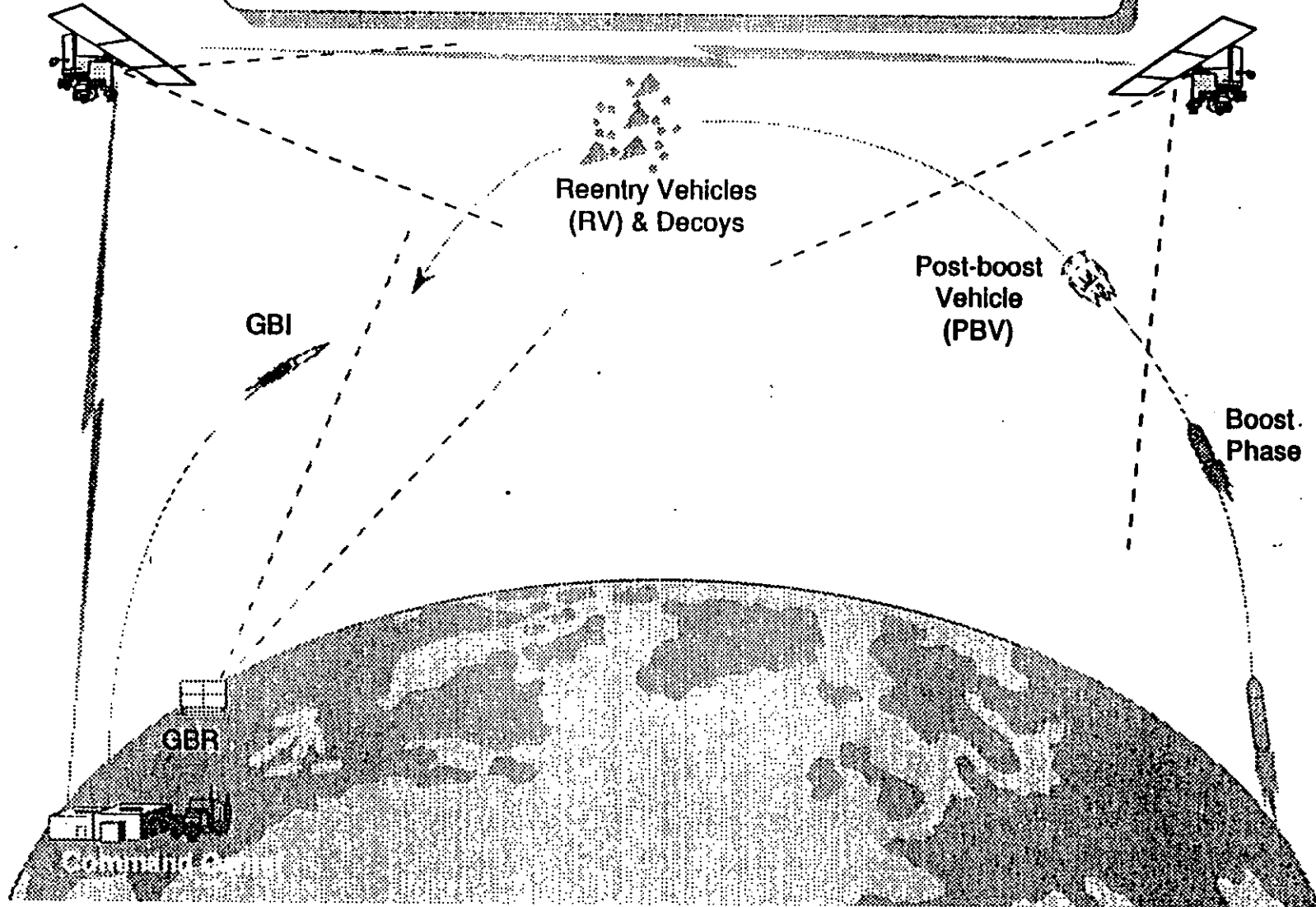


NMD ARCHITECTURE

Brilliant Eyes

Defense Against Strategic Ballistic Missiles

Brilliant Eyes

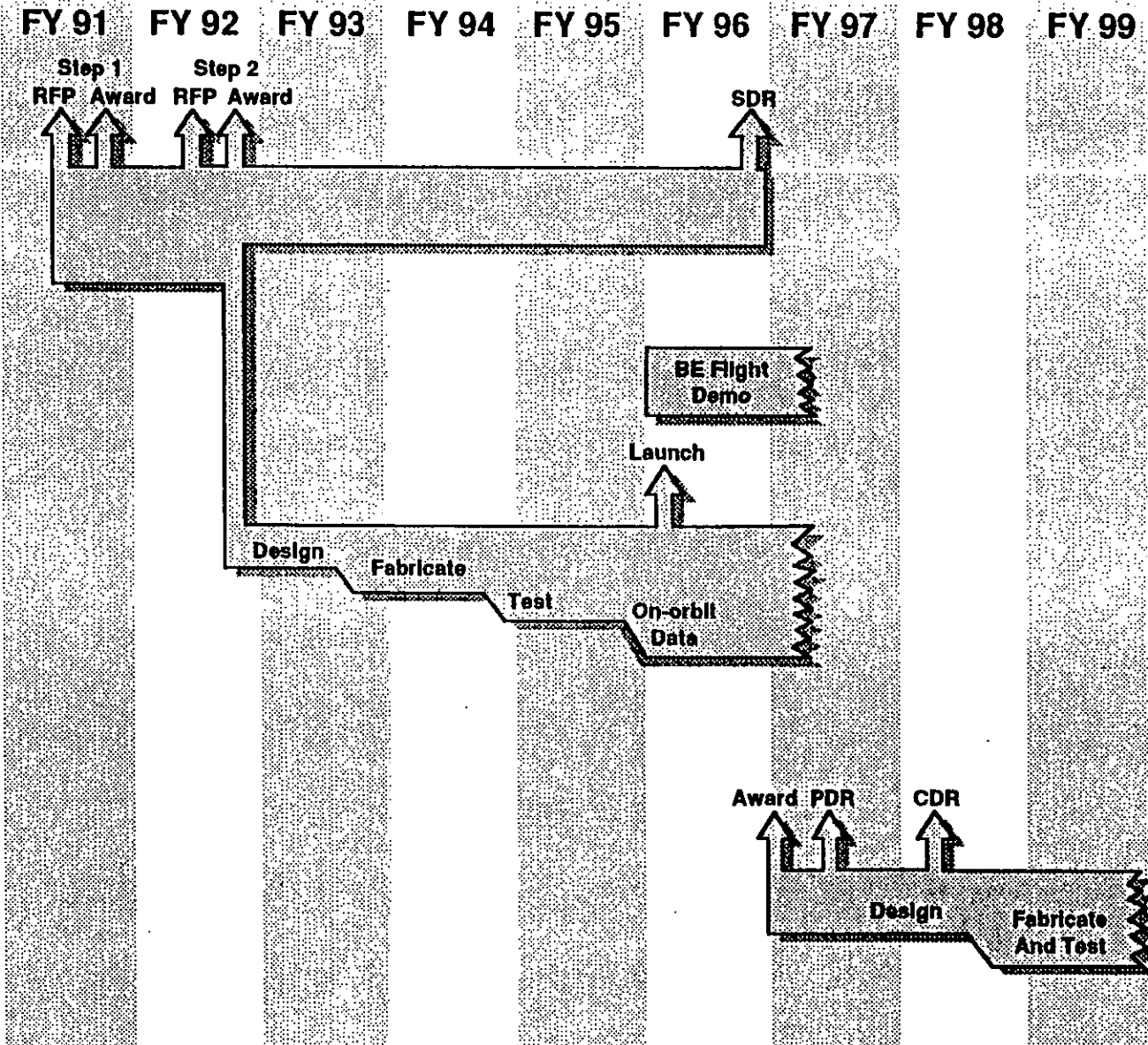




BRILLIANT EYES PROGRAM SCHEDULE

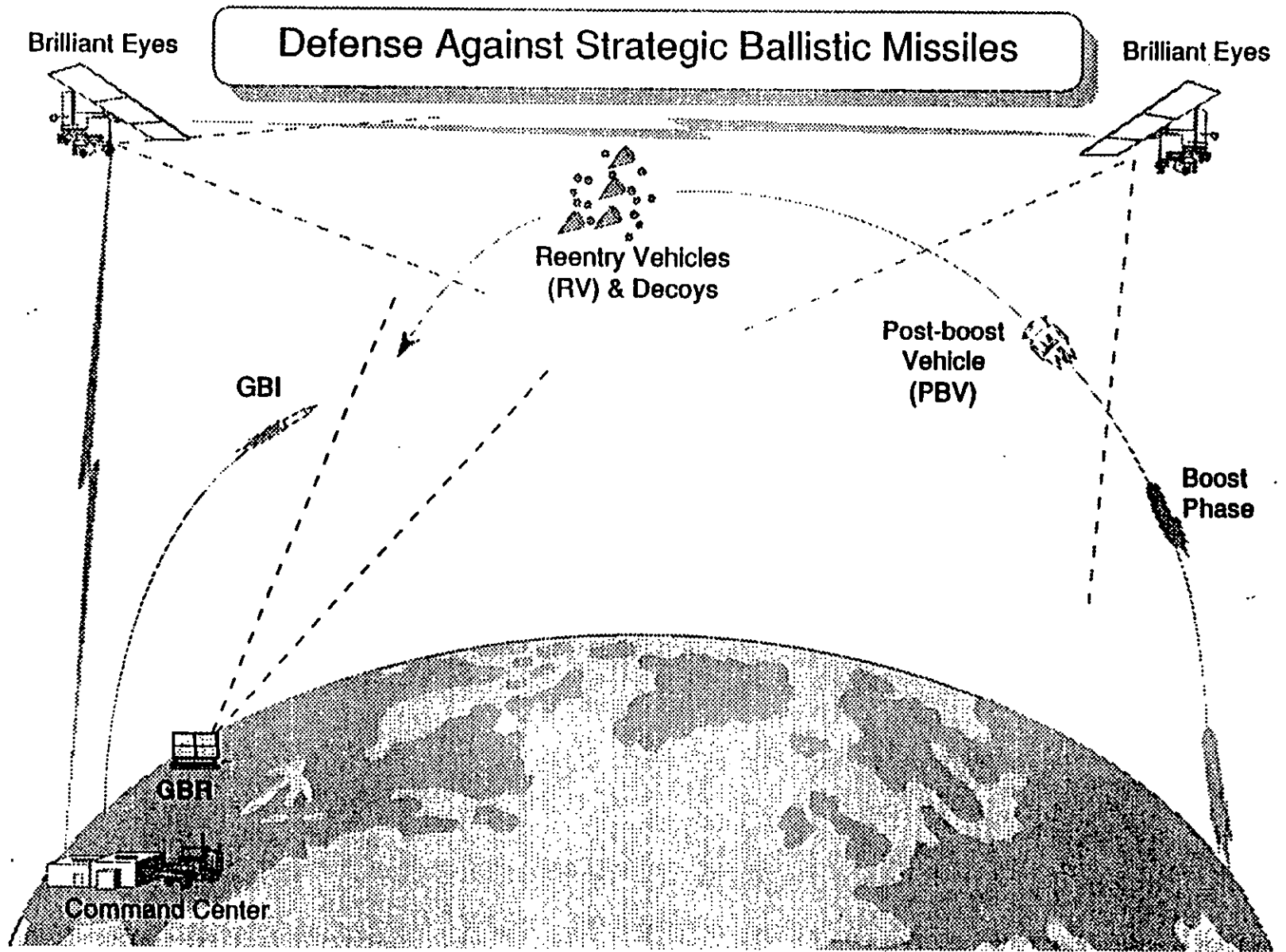
BE Dem / Val

BE EMD





NMD ARCHITECTURE



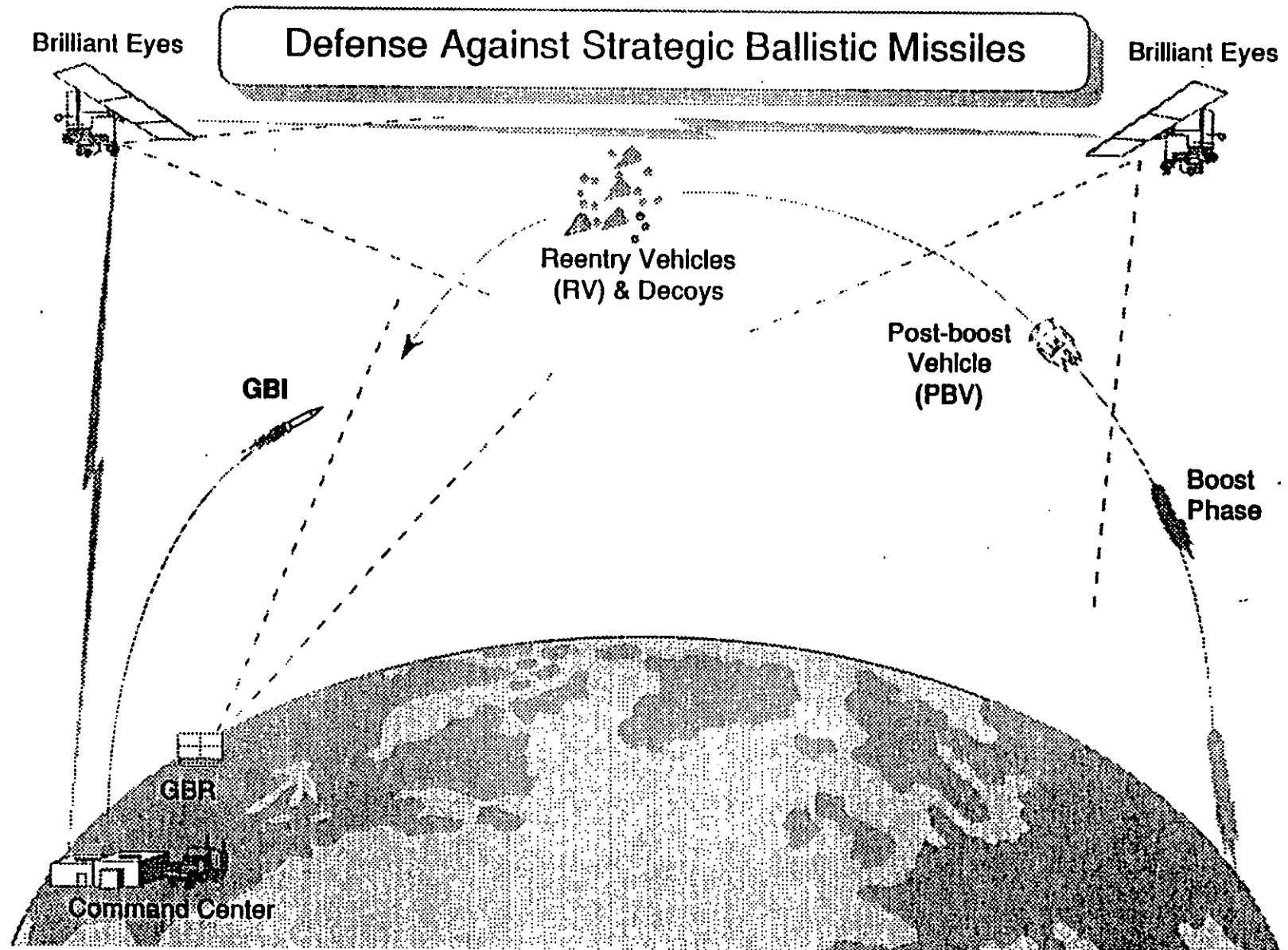


NMD-GBR SCHEDULE

Fiscal Year	92	93	94	95	96	97	98	99	00	01	02	03
USAKA Dem / Val Radar (GBR-T)	Requirements / Design		CDR	Arrive USAKA	MS II / LRIP USAKA Ready	FTV Comp Extended Ops		MS III				
Site 1 Dem / Val Radar	Requirements / Design		Sys CDR	Arrive Site 1	I & T	EOC		Extended Operations				
Site 2 Prod Radar												
Site 3 Prod Radar												
Site 4 Prod Radar												
Site 5 Prod Radar												

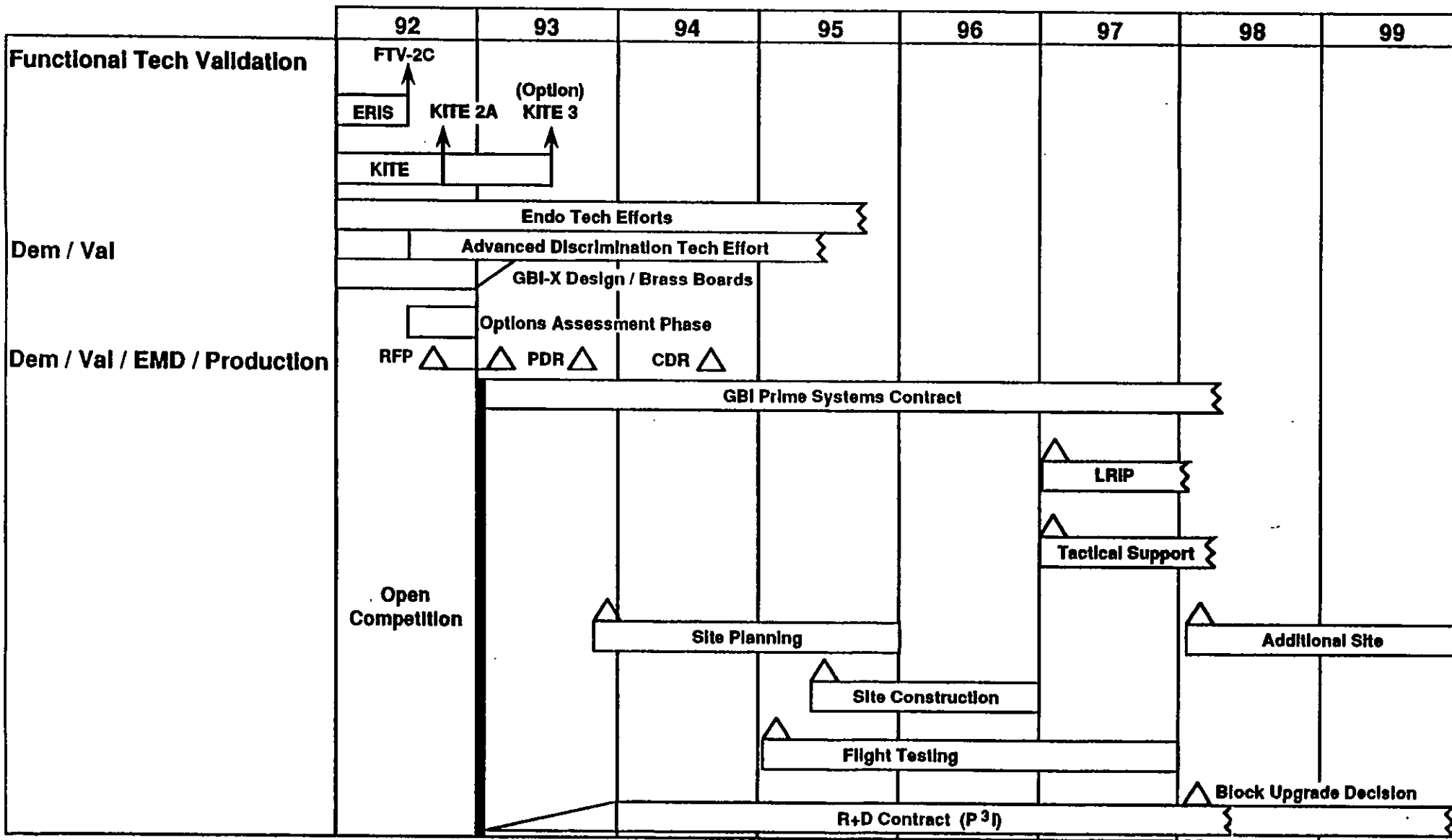


NMD ARCHITECTURE





GROUND BASED INTERCEPTOR PROGRAM SCHEDULE



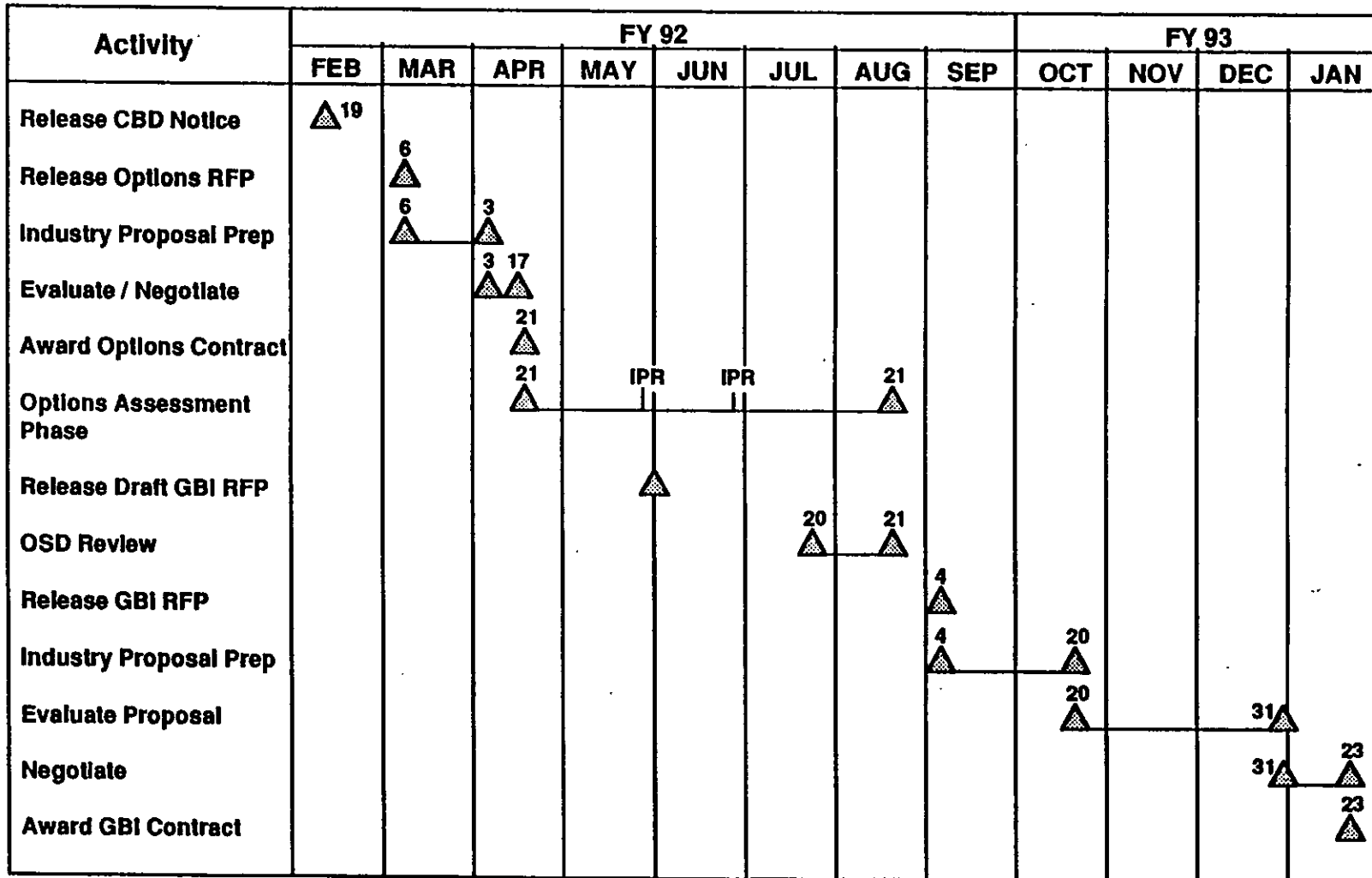


OPTIONS ASSESSMENT FOR GBI

- **GBI Must Meet NMD Segment Effectivity Performance Requirements**
- **Deployable Exo Interceptor At GF, Upgradable To Full Operational Capability Later**
- **GBI / NMD Options**
 - **Options For Exo GBI In FY 97**
 - **Development**
 - **Fabrication**
 - **Test**
 - **Integration**
 - **Production**
 - **Deployment**
 - **Options That Improve NMD Requirements Documents**
 - **Industry Perspective On Critical Requirements**
 - **Allocations Between GBI And NMD Segment**
 - **Options For GBI Performance Enhancement**
 - **Risk Reduction**
 - **Approach For Technology Infusion To Meet Full Operational Capability**



GBI OPTIONS ASSESSMENT





NMD FY 92 MASTER SCHEDULE

	OCT	NOV	DEC	JAN	FEB	MAR	APR	MAY	JUN	JUL	AUG	SEP
USSPACECOM Reviews (SWAAT)			▲ ⁵		▲ ²⁵		△ ²⁸				△	
GPALS BM / C ³ ORD								Submit △ ³⁰		Validate △ ³⁰		
NMD ORD											Submit △ ³¹	
SDIO GPALS / NMD Reviews			SRR ▲ ¹⁸⁻¹⁹			IPR △ ²⁴⁻²⁵				△ SDR		
ERIS FTV-2 / KITE 2A						△				△		
DAB / SSC		▲ ⁵			▲ ²⁰				△ ¹		29 △	
POM												
- Base CARDS				▲ ¹⁵								
- NMD Working Group Changes					▲ ¹³							
- BCE / ICE						△ ¹⁶						
- Review (PRB)							△ ⁷⁻⁹					
- Submission								△ ¹				
Congressional Descriptive Summaries				▲ ¹⁰			△ ¹⁷					
180 Day Report To Congress				v 1.0 ▲ ²³	v 2.0 ▲ ⁶	v 3.0 △ ¹⁰	NMD / TMD △ ¹⁵			Submission △ ⁶		



CRITICAL FACTORS FOR DEPLOYMENT

- **Integration**
- **Producibility**
- **Supportability**
- **Risk Control**



SYSTEM / SEGMENT INTEGRATION RISK REDUCTION MEASURES

- **Integrated Management Structure**
- **Design For Testing**
- **Iterative Design Analyses**
 - **Product Design Specifications**
 - **User's Manuals**
- **Integrated Test Plans**
 - **All Contractor Tests**
 - **All Subcontractor Tests**
- **Failure Reporting System**
- **Failure Review Board**
- **Uniform Test Reporting**
- **Technical Risk Assessment System Integrated With C / SCSC**
- **Continuously Test, Analyze, And Fix**



NMD ELEMENT CONTRACTS AND SYSTEM / SEGMENT INTEGRATION CONTRACT

- **Specification**
- **Contract Line Items / Clauses**
- **Statement Of Work**
- **Integrated Master Plan /
Integrated Master Schedule**
- **Work Breakdown Structure**
- **Contract Data Requirements List**
- **Technical Performance Measures**
- **Cost / Schedule Control System**
- **Award Fee Plan**



**Integrated
Management
Structure**



INTEGRATED MANAGEMENT STRUCTURE

**Objective: Contractor Plans / Commits To Executable Program;
Contractor Manages To His Plan; Government
Evaluates And Rewards Performance**

Requirements

Functional System Specification

**Work Breakdown
Structure (WBS)**

Tailored To Development / Manufacturing Process

Outline Of Entire Program

Single Numbering System (Spec Tree / SOW / IMP / Award Fee Plan)

Statement Of Work (SOW)

Guidance Provided In Request For Proposal
Contractor Generated

Integrated Master Plan (IMP)

Event Driven Plan

Details Significant

Accomplishments

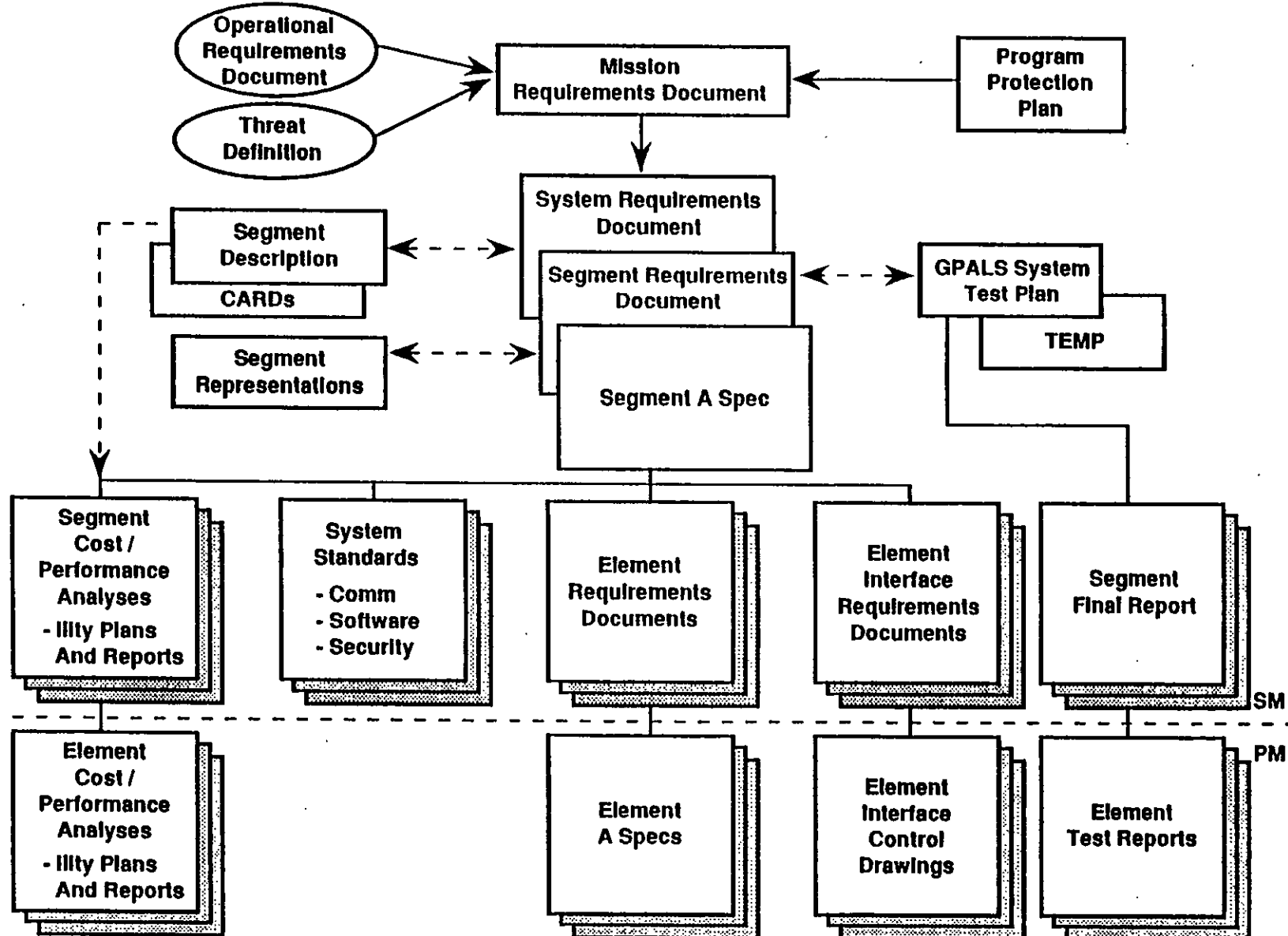
And Success Criteria

Award Fee Plan

Tied To IMP And Accomplishments



DEFINITION AND CONTROL OF SEGMENT DESIGN BASELINE






NMD PRODUCIBILITY

- **Integral To The Engineering Process**
- **Manufacturing Process Qualification = Design Performance Qualification**
- **Configuration Control Program**
 - **Product Baseline**
 - **Production Process Baseline**
 - **Subcontractors And Vendors**
- **Formal Piece Part Control Program**
- **Defect Control Program**



NMD SUPPORTABILITY

Logistics Support Analysis




- Integral To The Engineering Process
- Critical For Developing
 - Maintenance Concepts (2 vs 3 vs 4 Levels)
 - Built-In Test Design
 - Reliability Requirements
 - Maintainability Requirements
 - Supply Support To Meet A₀

**Supportability Impacts GPALS /
NMD Operational Availability And
Readiness**




Manpower And Personnel

- Skill Requirements To Be Identified Early
 - Operational Requirements Documents
 - Development Specifications
- Limitations Factored Into Design




Training & Training Devices

- Configuration Consistency With
 - As Built Elements
 - Technical Manuals
- Built-In Capability For On The Job Training



Technical Manuals

- Configuration Consistent With
 - As Built Elements
 - Training And Training Devices
- Verification Included In Testing

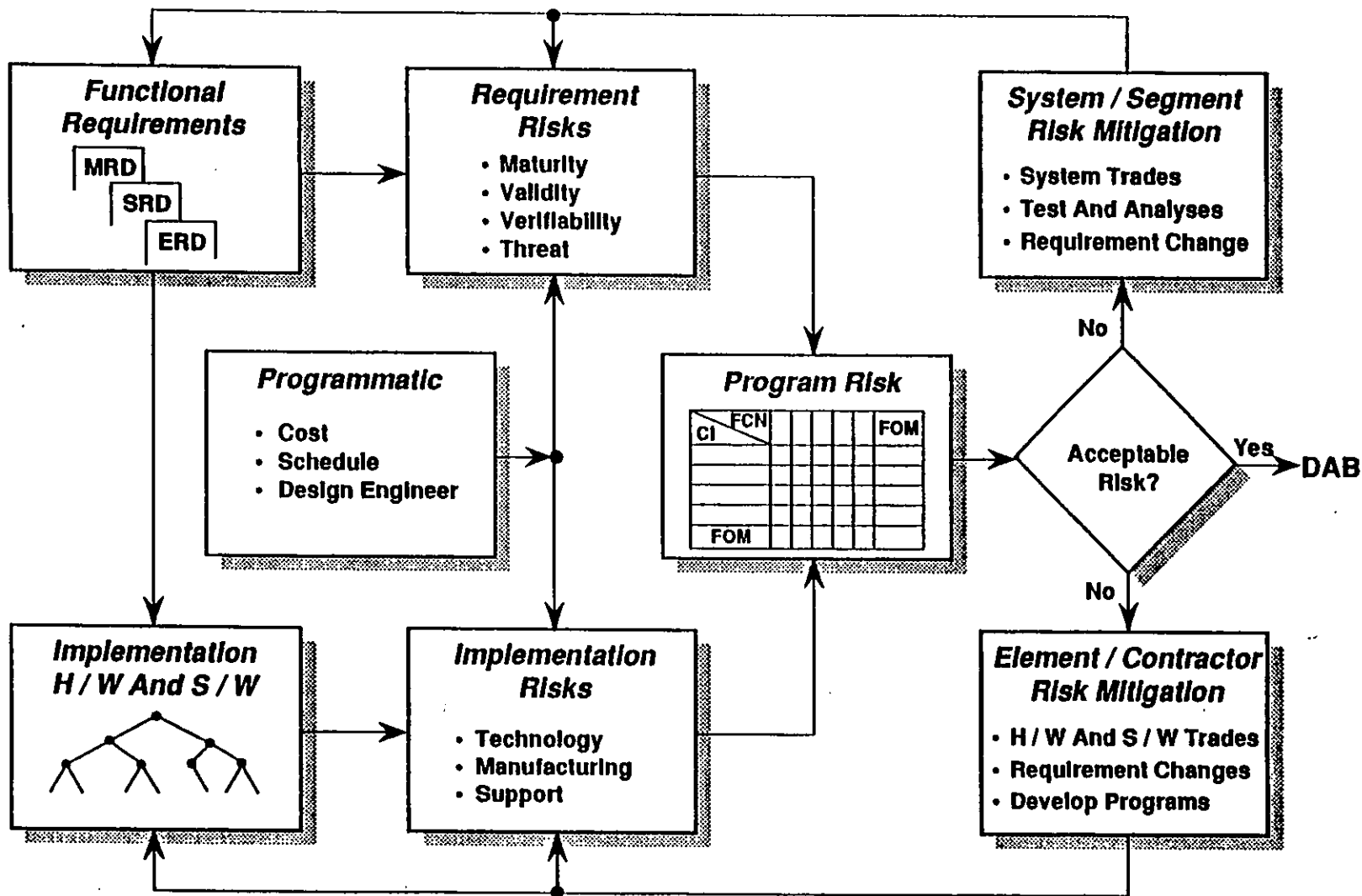


Spares

- Stockage Allowances Engineered To Optimize Operational Availability
- Production Concurrent With Element To Reduce Unit Cost
- Transition To Government Spares Support



RISK ASSESSMENT AND MITIGATION PROCESS



Systematic Process For Assessing, Prioritizing And Resolving All Risks Associated With The Definition (Requirements) And Implementation (H / W And S / W) Of The System



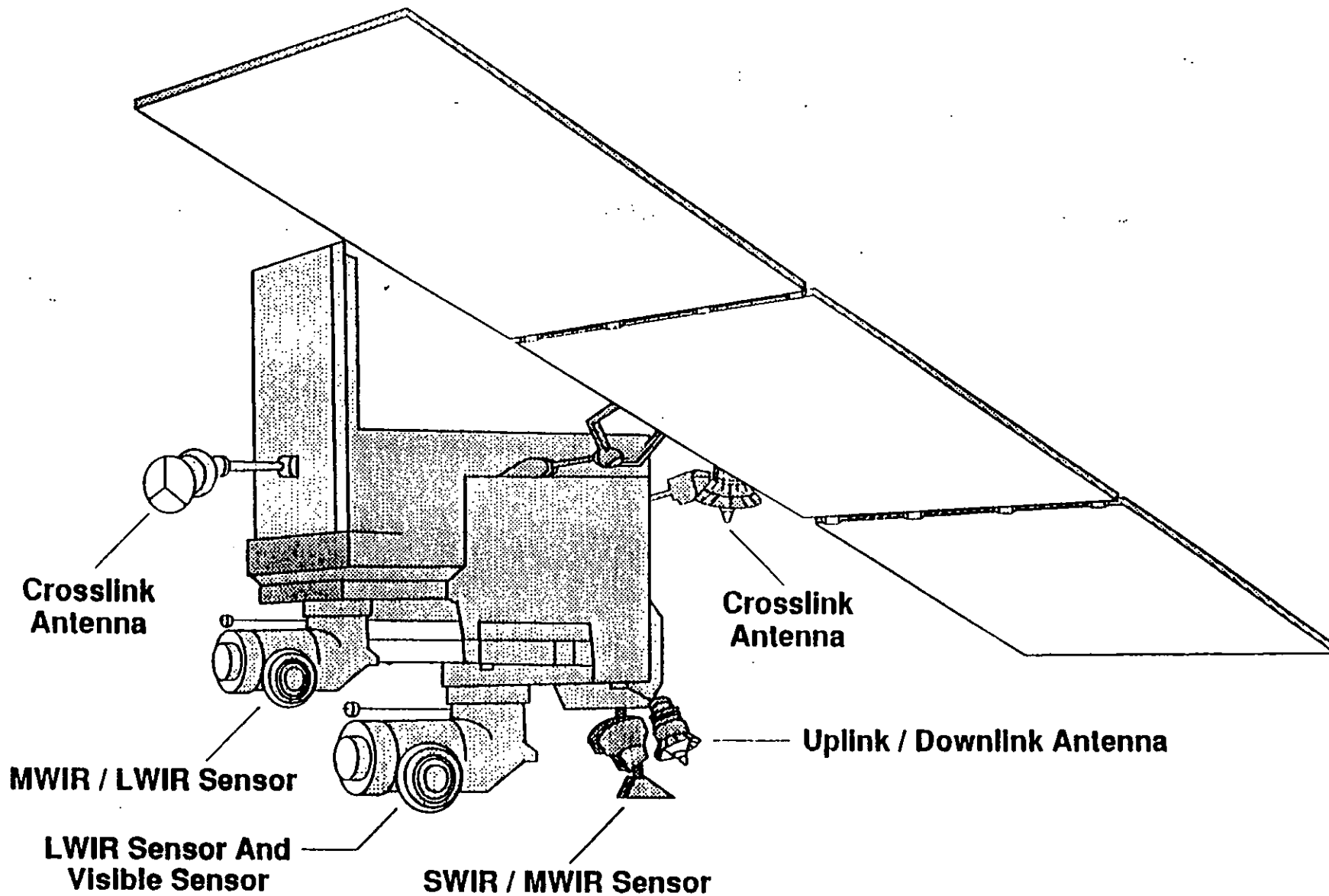
SUMMARY

- **NMD Segment Can Be Deployed Incrementally**
- **NMD Meets The Initial Deployment Mandate In The 1991 Missile Defense Act**
- **Producibility And Supportability Are Key Factors For Fielding Equipment That Is Suitable, Supportable, And Sustainable By Military Operators / Maintainers**
- **NMD Success Depends On User / Developer / Contractor Teamwork**

BACK-UP



BRILLIANT EYES





BRILLIANT EYES SPACE BASED SURVEILLANCE SATELLITES

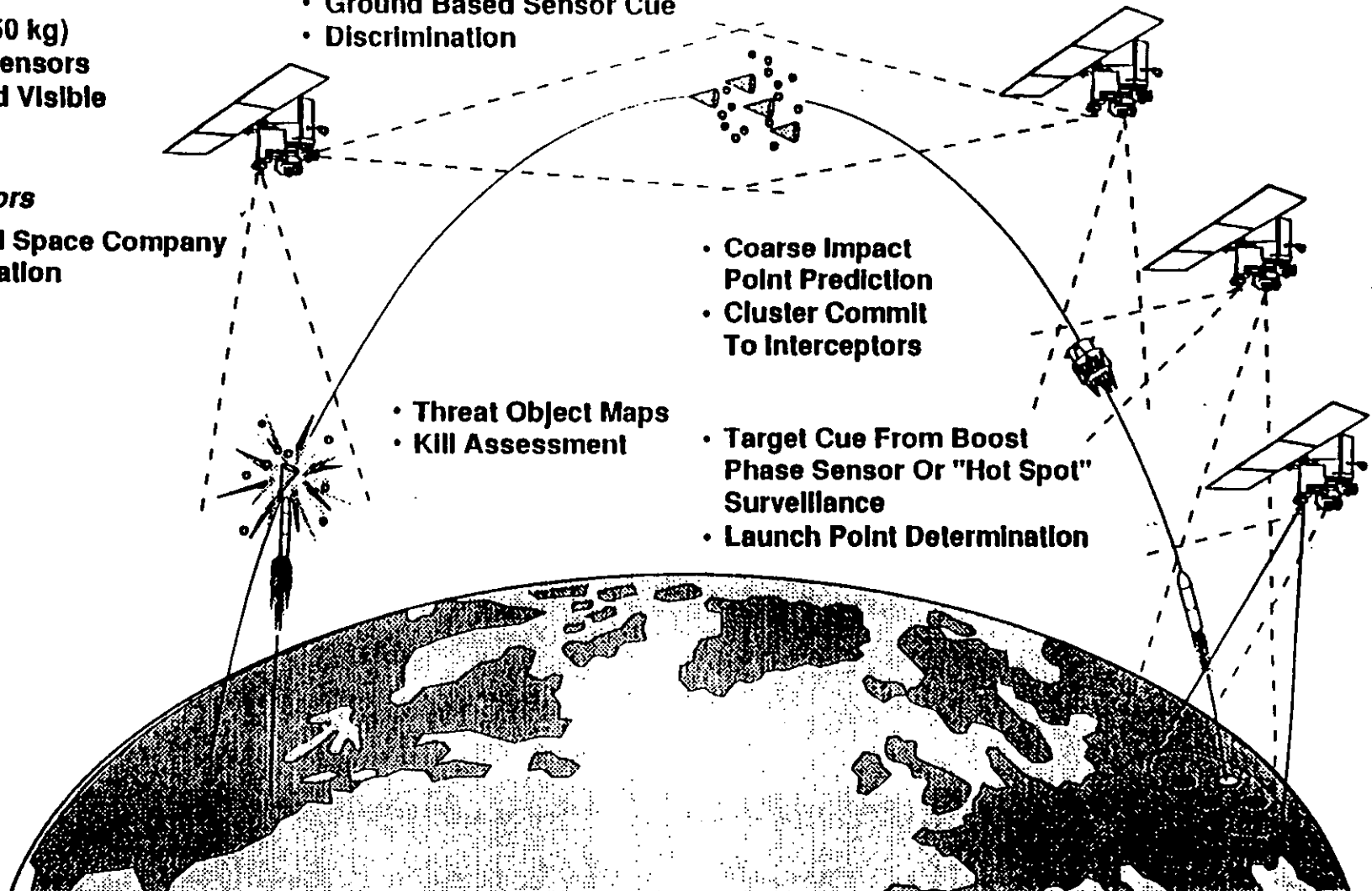
Description

- Highly Distributed
- Low Earth Orbit
- Small, Lightweight (<450 kg)
- Narrow Field Of View Sensors
- SWIR, MWIR, LWIR And Visible Sensors

Contractors

- Lockheed Missiles And Space Company
- Martin Marietta Corporation
- Rockwell International
- TRW, Inc

- Fine Impact Point Prediction
- Weapon / Target Assignments
- Inflight Target Updates
- Ground Based Sensor Cue
- Discrimination



- Threat Object Maps
- Kill Assessment

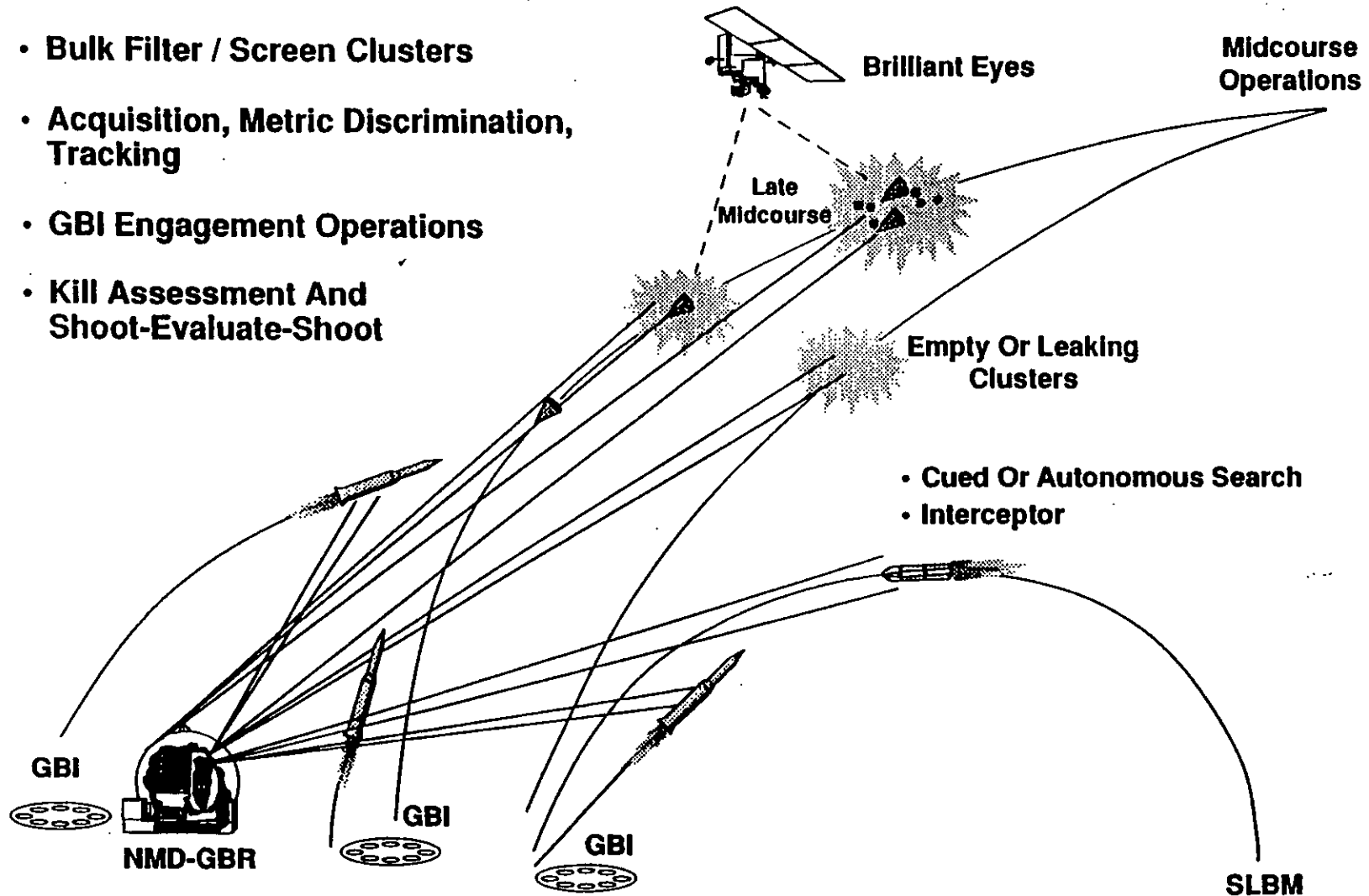
- Coarse Impact Point Prediction
- Cluster Commit To Interceptors

- Target Cue From Boost Phase Sensor Or "Hot Spot" Surveillance
- Launch Point Determination



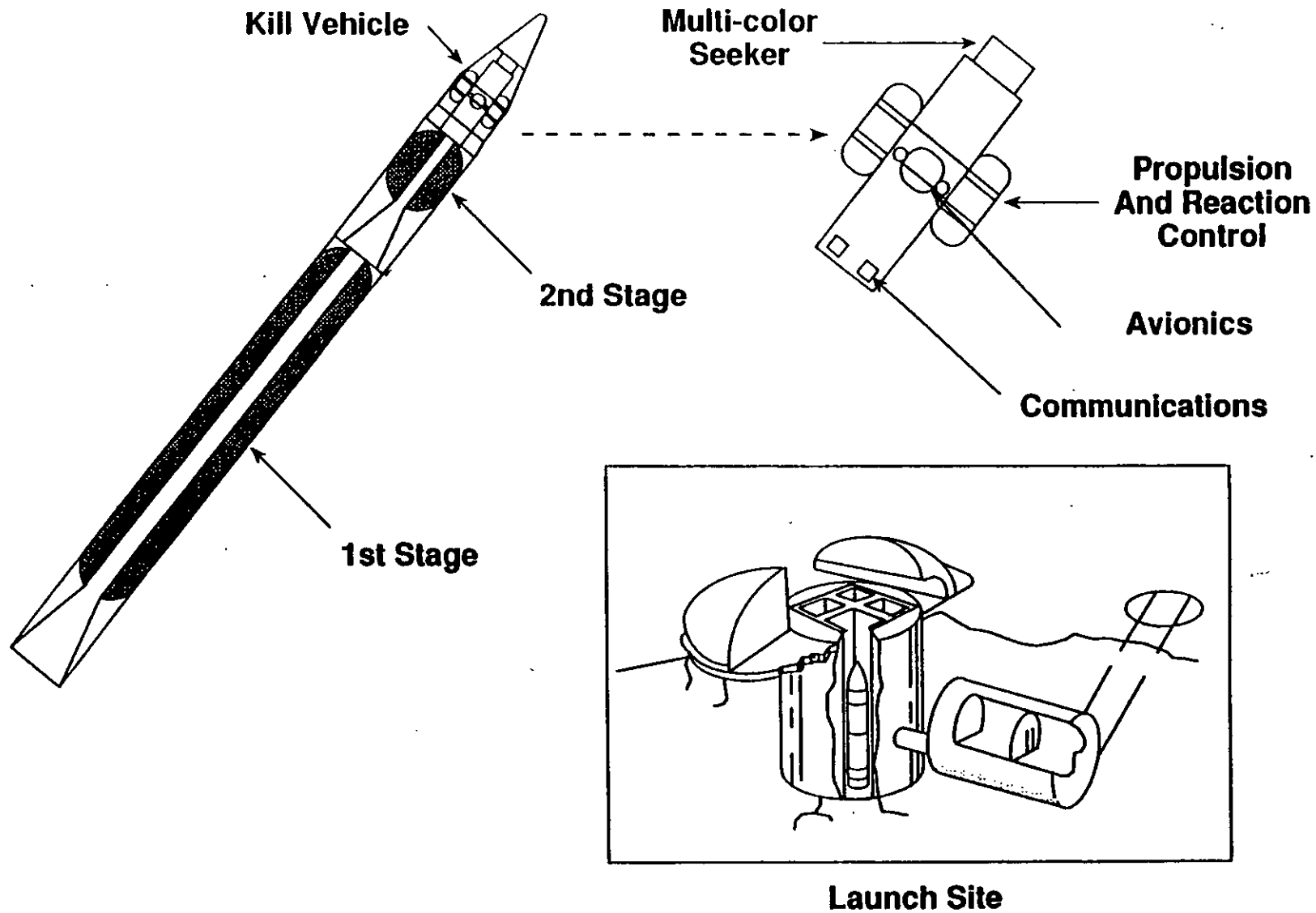
NMD-GBR CONCEPT OF OPERATIONS

- Autonomous Search Or Cued By Other Sensors
- Bulk Filter / Screen Clusters
- Acquisition, Metric Discrimination, Tracking
- GBI Engagement Operations
- Kill Assessment And Shoot-Evaluate-Shoot





GBI



F
FOI 92-0855

THEATER MISSILE DEFENSE



Brail

**Theater Missile Defense Deputate
Strategic Defense Initiative Organization**



TOPICS

- **Background**
- **Requirements And Threat**
- **Program Organization And Scope**
- **Technical Activities**
 - **System Acquisition**
 - **Architecture And Analyses**
 - **Experimental Support**
 - **Special Projects**
- **Programmatics**



TERMINOLOGY

- ***Theater And Tactical Are Used Interchangeably***
- ***Theater Missile Or Tactical Missile Refers Herein To Ballistic Missiles***



THEATER MISSILE DEFENSE HISTORY

- **1984 And Subsequent SDIO Charters Included Authority To Conduct Theater Missile Defense Research**
- **SECDEF Guidance In 1986 Directed SDIO To Explore Specific Ways (Its) Research Can Support NATO Extended Air Defense Efforts**
- **Prior To FY 91, SDIO's TMD Efforts Were Directed To Technology Demonstrations And Architecture Studies**
- **FY 91 Congressional Direction: Centrally Manage And Accelerate TMD Efforts**
- **SDIO Identified As Central DoD Manager For TMD In November 1990**



CONGRESSIONAL DIRECTION

Conference Report On FY 91 Appropriations

". . . A U.S. Tactical Ballistic Missile [Defense] System With The Necessary Capabilities Should Be Fielded As Soon As Technologically And Fiscally Feasible."

"[Include] As Appropriate . . . The Navy And Air Force Requirements For Tactical Ballistic Missile Defense Systems And Programs."

Authorization Act (Sec. 225) For FY 91

It Is The Sense Of Congress To "Ensure That The Navy And Marine Corps Are Involved In Development Programs For Future ATBM Systems Suitable For Deployment With Their Projection And Expeditionary Forces."



CONGRESSIONAL DIRECTION

Conference Report On FY 91 Appropriations

". . . A U.S. Tactical Ballistic Missile [Defense] System With The Necessary Capabilities Should Be Fielded As Soon As Technologically And Fiscally Feasible."

"[Include] As Appropriate . . . The Navy And Air Force Requirements . . ."



PRESIDENTIAL DIRECTION

"... Looking Forward, I Have Directed That The SDI Program Be Refocused On Providing Protection From Limited Ballistic Missile Strikes, Whatever Their Source. Let Us Pursue An SDI Program That Can Deal With Any Future Threat To The United States, To Our Forces Overseas And To Our Friends And Allies."

***President George Bush
State Of The Union Address
29 JAN 91***

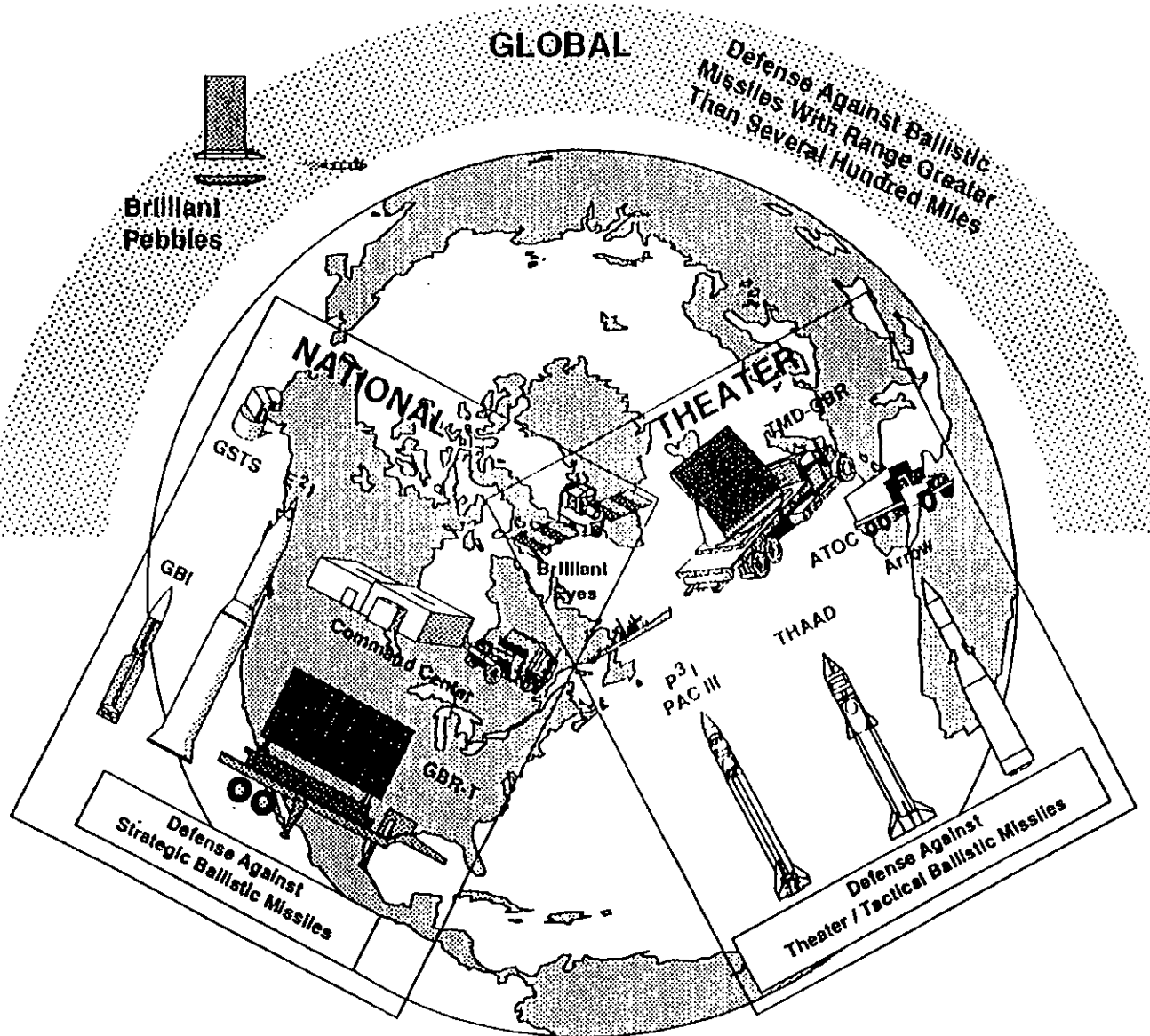


DIRECTION AND GUIDANCE

- **Secretary Cheney Statement Before The Senate Armed Services Committee Feb 21, 1991: "... SDIO Has Been Charged With Developing Advanced Defensive Technologies To Deploy Much Improved, Transportable Theater Missile Defenses Within The Next Five Years"**
- **Missile Defense Act Of 1991**
 - **"Aggressively Pursue The Development Of A Range Of Advanced TMD Options, With The Objective Of Down Selecting And Deploying Such Systems By The Mid-1990s."**
 - **"...To Achieve The Mid-1990s Deployment Date For A Theater Missile Defense System, Acceleration Of Normal Acquisition Process And Procedures Is Required In Light Of The Very High Priority Of These Objectives."**

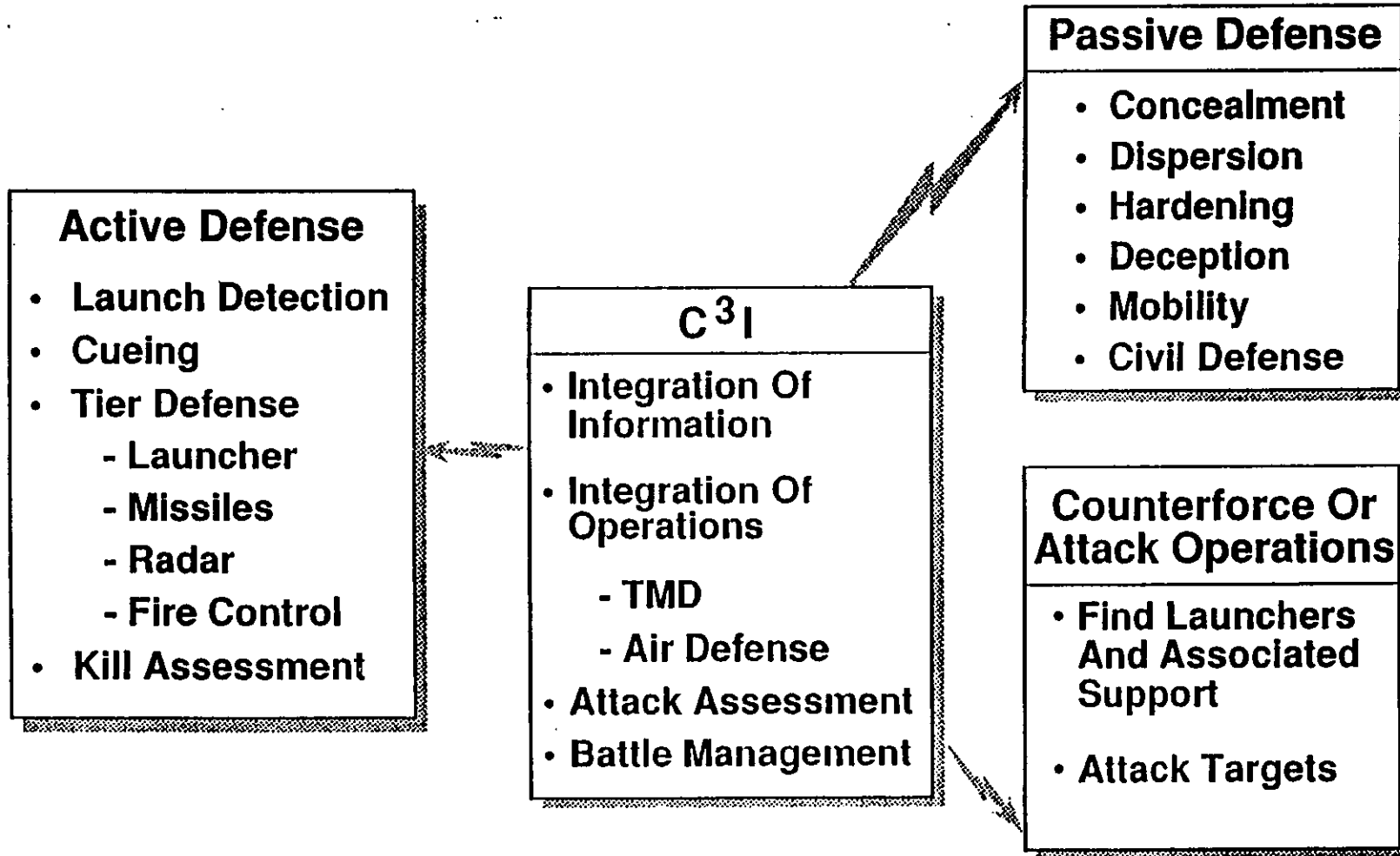


GPALS





TMD FUNCTIONS





SDIO's TMD MISSION

- **Part Of GPALS, But Early Stand-alone Capability**
- **Active Defense And Associated C³I**
 - **Early (Boost Phase) Intercepts**
 - **High-altitude Midcourse Intercepts**
 - **Low Leakage**
 - **Protect Areas (Population) And Assets**
- **Integrate And Balance Among All Pillars**
- **Integrate TMD And Air Defense, Including Cruise Missile Defense**



TOPICS

- **Background**



- **Requirements And Threat**



JCS MISSION AREA NEEDS STATEMENT

- **"Theater Missile" Includes Ballistic, Cruise, And Air-To-Surface Types**
- **Protect U.S. Forces, U.S. Allies And Other Important Countries Including Areas Of Vital Interest To The U.S., From Theater Missile Attack**
- **Conventional, Chemical, Biological And Nuclear Warheads**
- **Four Mission Areas**
- **Mix Of Land, Air, Sea, And Space Capabilities**
- **C³I Should Be Incorporated Into Existing Structures**
- **"Defense In Depth" With Multiple Shot Opportunities**
- **C-130 Deployable**
- **No Quantitative Information**



TMD THREAT

- **Extent**

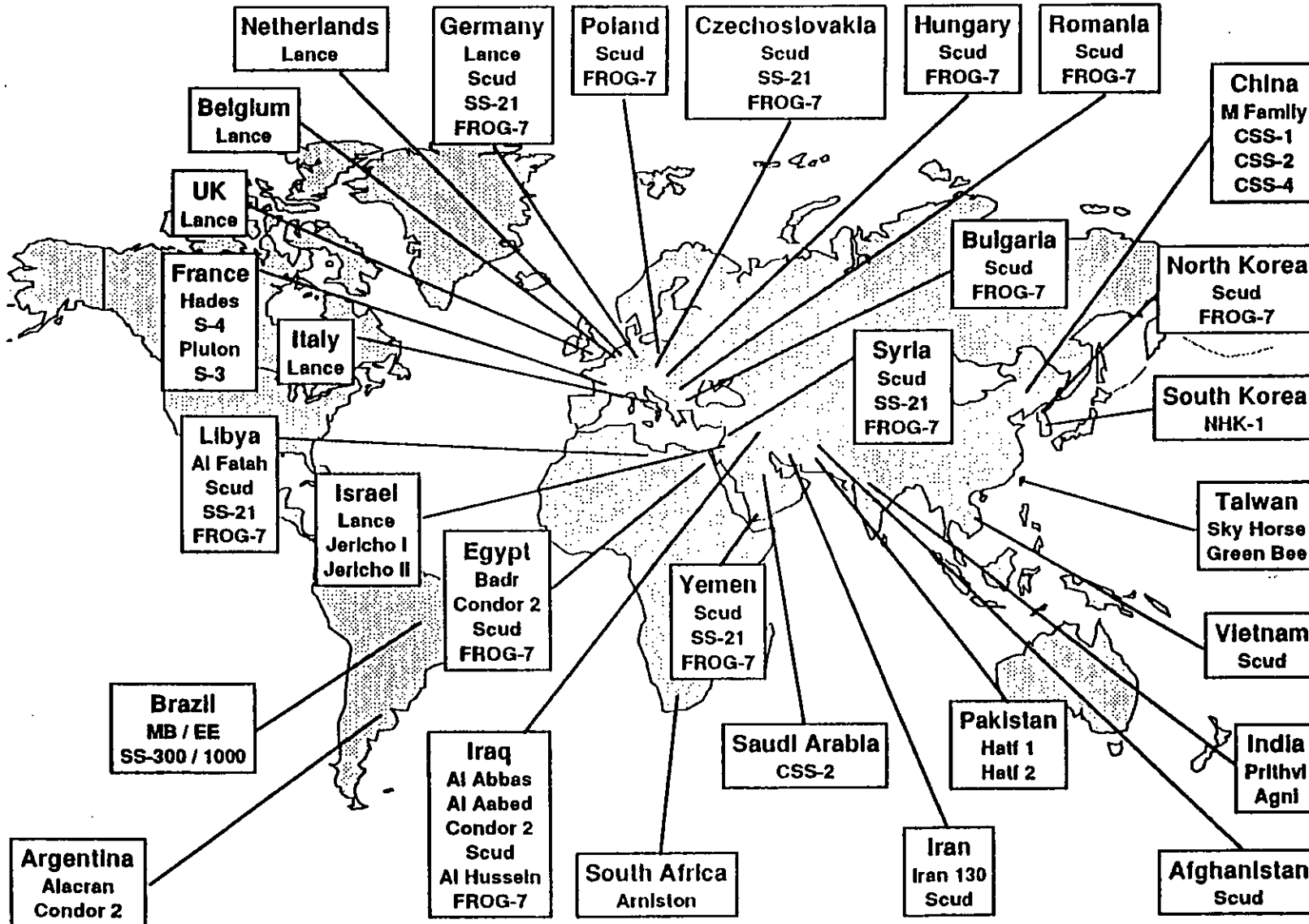
- Countries With TBMs
 - Different TBM Designs
 - Existing Launchers
 - Existing Missiles
- } 10s
- 100s
- 1000s

- **Characteristics**

- Ranges 80 - 3000 km
- Apogees 20 - 150 km
- Velocities 1 - 4 km/sec



EVOLVING BALLISTIC MISSILE CAPABILITY





FUTURE DEVELOPMENTS AFFECTING BALLISTIC MISSILE CAPABILITY

- **Range**
- **Accuracy**
- **Payload**
 - **Warhead**
 - **Packaging**
- **Countermeasures And Decoys**
- **Indigenous Production**



TMD THREAT WARHEADS CONSIDERED

- **Bulk High Explosive**
- **High Explosive Submunitions**
- **Bulk Chemical Munition**
- **Chemical Submunition**
- **Bulk Agent Of Biological Origin (ABO)**
- **ABO Submunition**
- **Soviet Nuclear**
- **Third World Nuclear**



TMD COUNTERMEASURES

- **Separating Warhead**
- **Fragmenting Booster**
- **Standoff Jammer**
- **Escort Jammer (X-band)**
- **RCS - β - Matched Decoys**
- **Low RCS RV**
- **IR Decoy / Flares**



TOPICS

- **Background**
- **Requirements And Threat**
- **Program Organization And Scope**



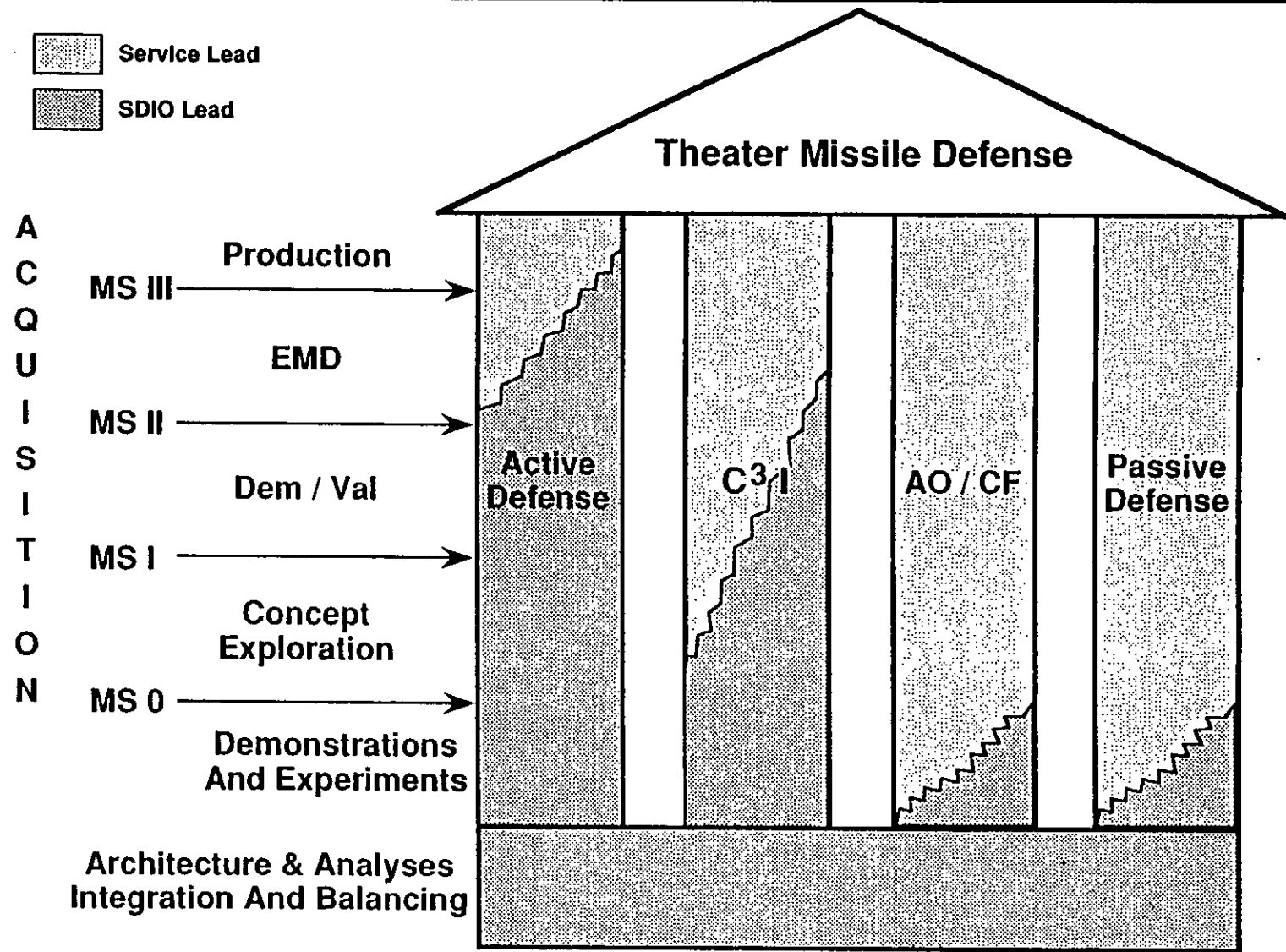


APPROACH

- **Priority To Near-term Improvement Of Active Defense**
- **Flexible / Modular Approach For Range Of Deployments**
 - **Mature Theater**
 - **Immature Theater**
- **Multiservice Involvement**
- **Activities Across Four Pillars Of TMD**
- **Scope**
 - **Architecture And Analyses**
 - **Experimental Support**
 - **Acquisition**
- **International Participation**



SDIO ROLES





SDIO TMD PROGRAM

Pillar Category	Active Defense	C³I	AO / CF	Passive Defense
Architecture And Analyses				
Experimental Support				
System Acquisition				
Special Projects		As Required →		



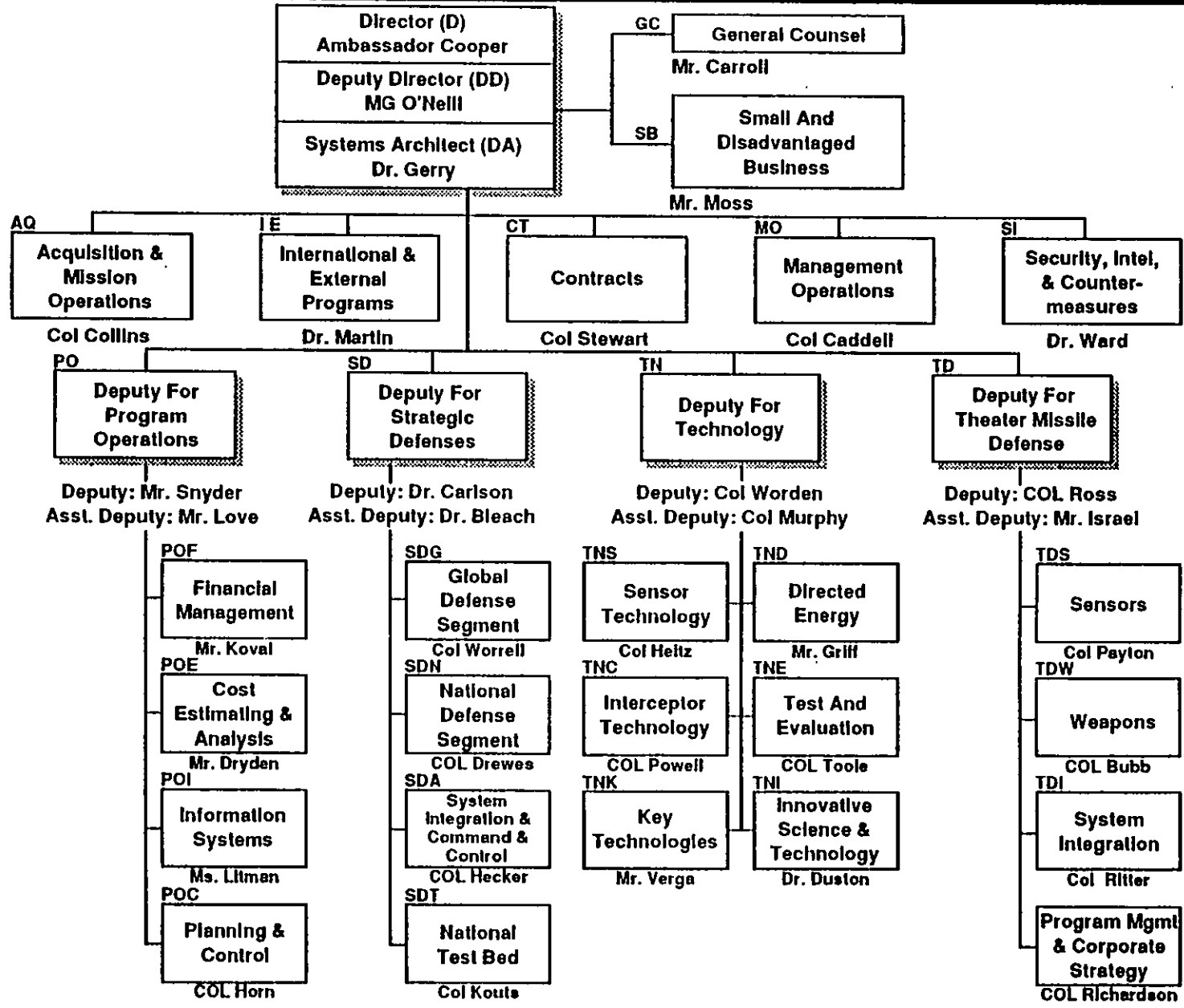
ROLES

- **SDIO**
 - **Central TMD Manager For DoD**
 - **Source Of Funding**
 - **System Engineering And Program Direction**

- **Services**
 - **Combat Development**
 - **System Acquisition**
 - **Contracting**
 - **Technology Development**

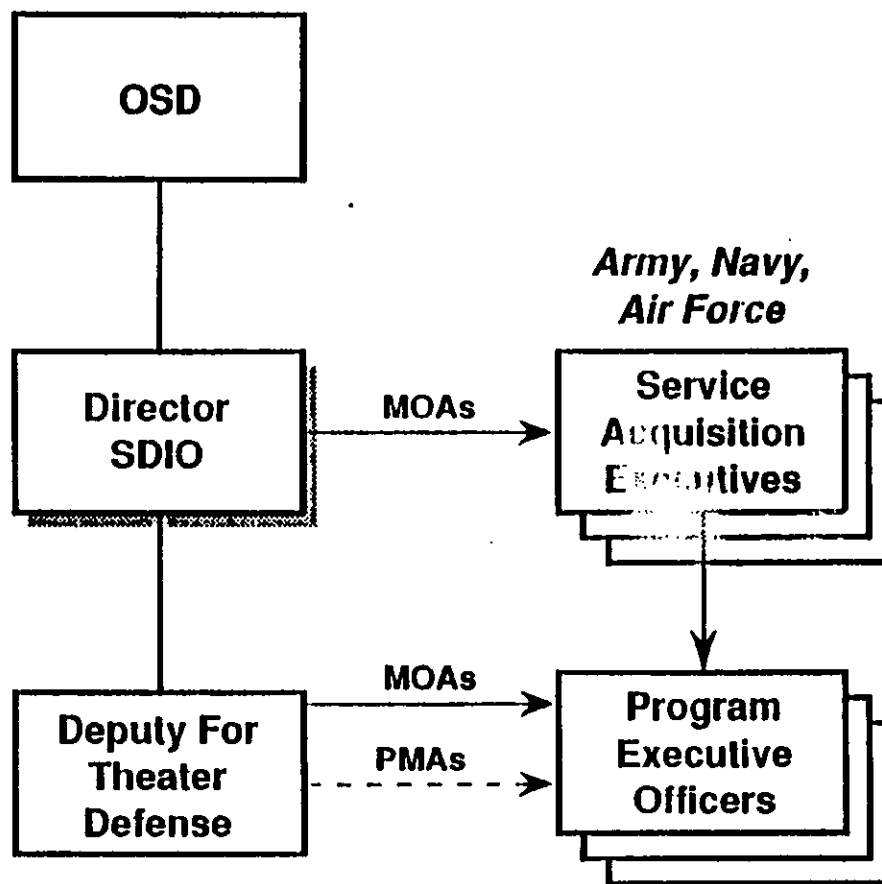


STRATEGIC DEFENSE INITIATIVE ORGANIZATION



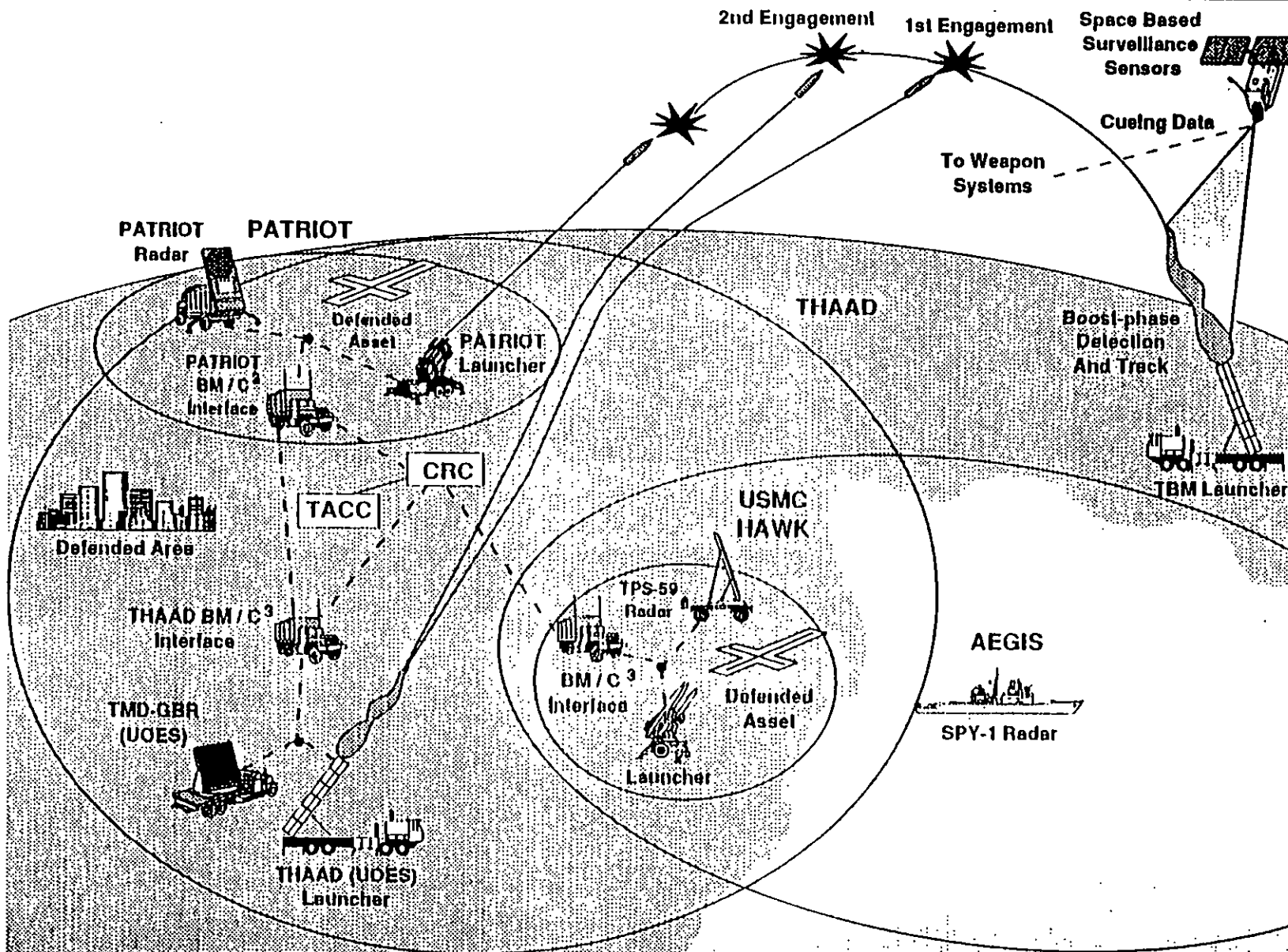


TD MANAGEMENT



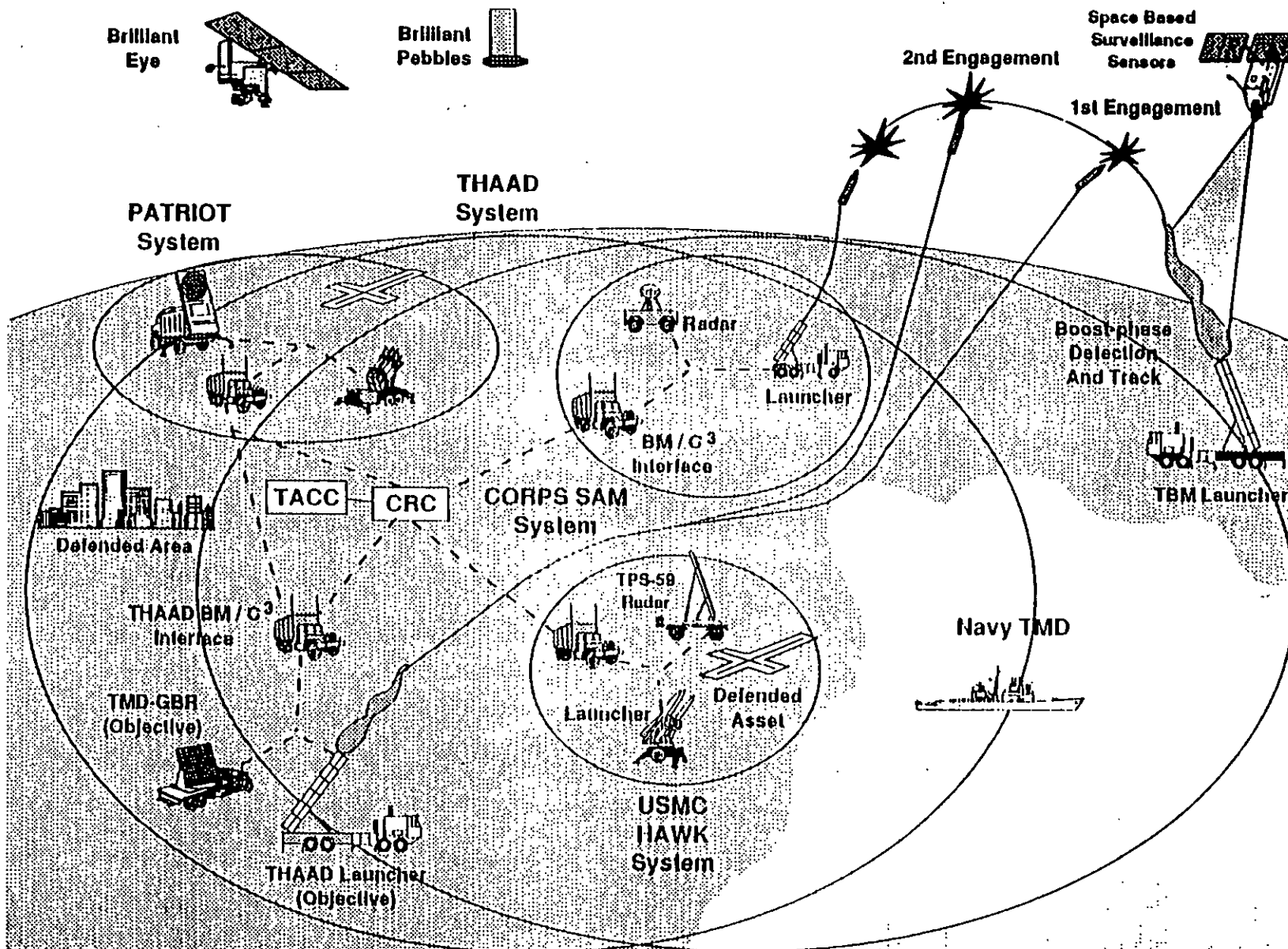


NEAR TERM TBMD ACTIVE DEFENSE BASELINE ARCHITECTURE





FAR TERM TBMD ACTIVE DEFENSE BASELINE ARCHITECTURE





KEY STUDIES

- **Defense Science Board**
- **JASON**
- **Navy Studies**
- **Architecture Integration Study**
- **POET Summer Studies**



DSB / DPB

- **Upgrade PATRIOT Quickly**
- **Lethality Unknowns Merit Attention**
- **Pursue Advanced System (THAAD And TMD - GBR)**
 - **Consider Heavier Warhead**
- **Consider Important Navy Role**
- **Space Can Make Contributions**
- **Management Attention Required**



POET SUMMER STUDIES

- **Launch Detection**
- **Midcourse Sensing (BEAMS)**
- **Counterforce**
- **Advanced Technology**



INTERNATIONAL INTEREST

- **Israel**
 - Mid East Architecture Analysis
 - Arrow / ACES
 - ETG / HVG
 - Test Bed
 - Lethality
- **United Kingdom**
 - Evaluate Theater Strategic Threat
 - Cooperative Program In KBS / AI / Sensors / Test Beds
 - UK Architecture Study
- **Japan**
 - Awareness Of Problem (WESTPAC)
 - PATRIOT Improvements
 - MSAM / CHU SAM
 - Test Bed Interest
- **Germany**
 - Awareness Of Threat
 - PATRIOT Improvements / Dual Mode Seeker
 - MSAM CD Studies
 - Test Bed Interest
 - Lethality / HVG
- **France**
 - Awareness Of Threat
 - Developing ASTER With Italy
 - Test Bed Interest
- **Italy**
 - Awareness Of The Threat
 - Test Bed Interest
 - Developing ASTER With France



TOPICS

- **Background**
- **Requirements And Threat**
- **Program Organization And Scope**
- ➔ • **Technical Activities**
 - **System Acquisition**
 - **Architecture And Analyses**
 - **Experimental Support**
 - **Special Projects**



TOPICS

- **Background**
- **Requirements And Threat**
- **Program Organization And Scope**
- **Technical Activities**
 - **System Acquisition**
 - **THAAD**
 - **TMD-GBR**
 - **PATRIOT**
 - **ERINT**
 - **Launch Detection**





BASIC PREMISE FOR ACTIVE DEFENSE

- **Improvement Of Active Defense Capability Is An Urgent, High Priority Matter**
- **Two Tiers Of Active Defense Are Required**
 - **PATRIOT Upgraded, CORPS SAM**
 - **THAAD (Including TMD - GBR)**
- **Improved Launch Detection Is Necessary**



WHY AN UPPER TIER?

- **High Altitude**
 - **Minimize Chemical Damage**

- **Large Footprint**
 - **Defense Of Dispersed Assets**
 - **Flexibility Of Deployment**
 - **Reduced Inventory / Force Structure**
 - **Reduced Airlift Requirements**

- **Long Range**
 - **Multiple Shots (Shoot-look-shoot)**
 - **Higher Overall System P_k**



AVIATION WEEK INTERVIEW OF **LT GEN HORNER**

" I Underestimated The Political Impact Of the Scud... A Lousy Weapon, A Terror Weapon"... A Miscalculation... Defused Only By The Success Of Patriot... Patriot Success Also has Exposed A Hole In The Allied Arsenal, Patriot Is A Point Defense Weapon, Areas To Be Defended In Saudi Arabia Are Concentrated In A Few, Small Clusters. If The Allied Military Targets Had Been Spread Out, There "Wouldn't Be Enough Patriots In The World To Defend" Them All.

In 15 To 20 Years, When Very Accurate Missiles With Mass Destruction Warheads Are Available To Third-World Nations, The U.S. Will Need A Regional, Wide Area Air Defense Force To Duplicate On A Grand Scale The Patriot's *"Pivotal Role Of Defanging"* The Scud.

***Lt Gen Charles A. Horner,
Commander, U.S. Central Command
Tactical Air Forces
Aviation Week And Space Technology
11 FEB 91***



TMD ACTIVE DEFENSE

• **OVERLAY**
(Continuous, Worldwide Coverage)

Launch
Detection

Brilliant Eyes
Brilliant Pebbles

• **UPPER TIER**
(High Altitude, Area)

THAAD

TMD-GBR

Navy TMD

• **LOWER TIER**
(Asset)

PATRIOT

Improved
PATRIOT

(Maneuver Forces)

(HAWK)

TPS-59

CORPS SAM

Today

1992

1995

2000

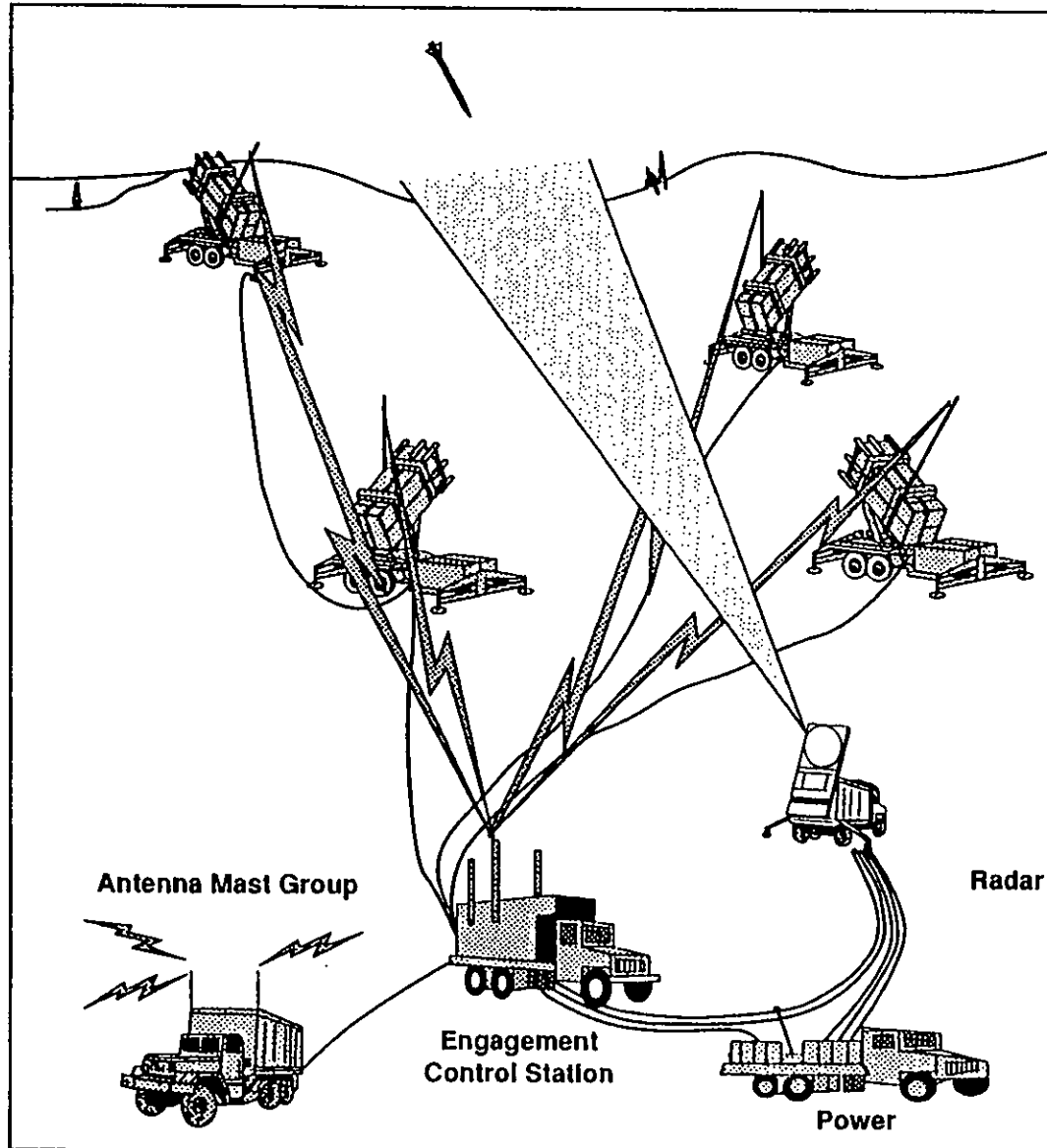
2005

Near Term
(1996-98)

Far Term
(2001-03)




PATRIOT FIRING BATTERY



- Multifunction Phased Array Radar For Multilaunching Stations
- Multilaunching Stations Mission Dependent (Remote)
- Manned Engagement Control Station (ECS)
- Key Support Equipment
 - Antenna Mast Group
 - Electric Power Plant
 - Fiber Optics Links
 - Cables
 - VHF Radio Data Link



PATRIOT GROWTH PROGRAMS



Configuration 3

- Radar Enhancement Phase III
- Multimode Seeker (Full Capability)
- Positive Identification
- Remote Launch (Phase III)
- Out-of-sector Launch
- Battalion Tactical Operations Center (BTOC) / Information Coordination Control (ICC) Integration
- Communication Upgrades
- Launch Point Detection
- Maintenance Equipment

Configuration 2

- Multimode Seeker
- Improved Propulsion
- Remote Launch (Phase II)
- Improved Launcher
- Positive Identification (Initial Capability)
- Communication Upgrades
 - Communications Processor
 - JTIDS / MSE (BN And Above)
- Counter-antiradiation Missile
- Battalion Tactical Operations Center (BTOC) / Information Coordination Control (ICC) Integration (Initial)
 - Passive Emplacement
 - Air Control Order (ACO) Transfer
- Radar Enhancement Phase II

Configuration 1

- Expanded Weapon Control Computer
- Optical Disk (Embedded Data Recorder)

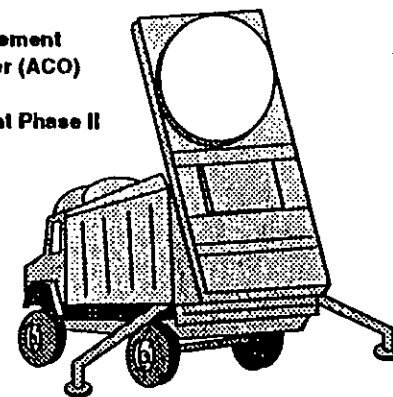
QRP Configuration

- Remote Launch (Phase I)
- Radar Enhancements (QRP)
- Emplacement Enhancements
- Radar Shroud (Not A QRP Task)
- Missile Guidance Enhancements
- Battalion Tactical Operator Center (BTOC) / Information Coordination Control (ICC) Integration Not QRP Task)

PAC II

Legend

- Red - SDIO Funded
- Green - Army Funded



Today

Future



ERINT-1

- **ERINT-1 Will Demonstrate The Hit-to-kill Capability Of A Small, Low-end atmospheric Interceptor Concept**
- **ERINT-1 Will Demonstrate The Integration Of Unique Technologies**
 - **On-board Active Seeker For Terminal Guidance**
 - **Composite Solid-rocket Motor And Attitude-control Motor Casing**
 - **Combination Of Aerodynamic And Impulsive Control To Achieve Hit-to-kill Accuracy**
- **Achievement Of Program Objectives Will Be Measured In A Series Of Eight Flight Tests**



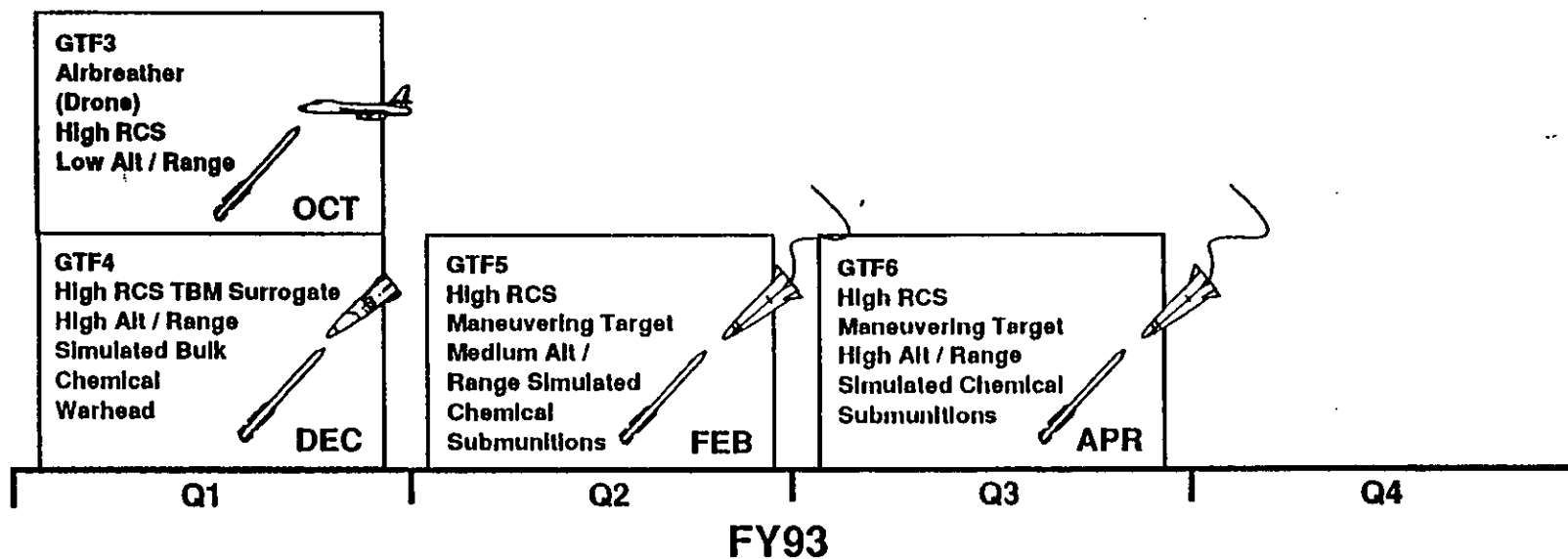
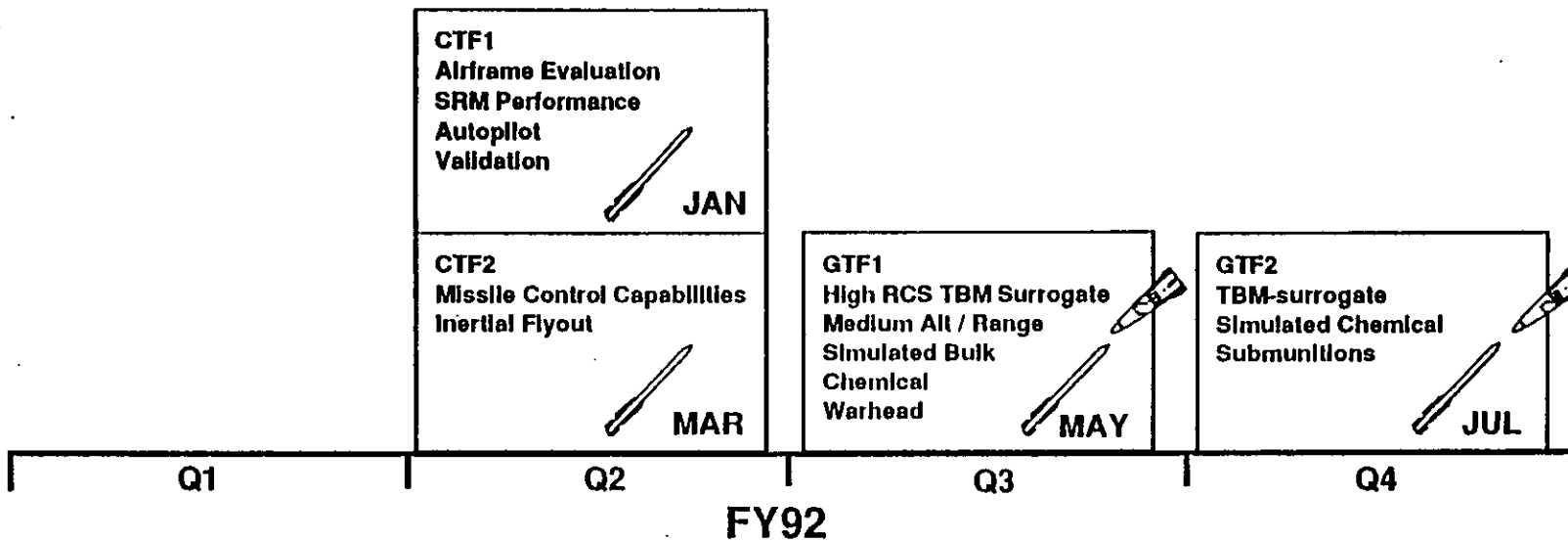
ERINT-1 CONFIGURATION

3:1 VON KARMAN RADOME
180 DEG ATTITUDE CONTROL
MOTORS, 12.5 LB-SEC
ONE PIECE RADAR ELECTRONICS
ASSEMBLY
KOROTHERM THERMAL INSULATION
FIBER OPTIC SIGNAL INTERFACE
ACROSS SRM
AERODYNAMIC MANEUVERING
SYSTEM
LENGTH 4475mm
DIAMETER 255 mm
LAUNCH WEIGHT 303.9 Kg
BURNOUT WEIGHT 135.9 Kg





ERINT-1 FLIGHT TESTS: REVISION B





THAAD FEATURES

- **Endo And Exo Intercepts**
- **Long Range Capability**
- **IR Seeker**
- **Hit-to-kill**
- **Deployable By C-130**
- **Engagement Operations (EO) And Force Operations (FO) Functions In Tactical Operations Center (TOC)**
- **Theater Missile Defense - Ground Based Radar Provides Surveillance / Fire Control For System**
- **Modular Design Allows Use Of Space Based Assets**



THAAD ACQUISITION

- **Concept Definition**
 - **Contract Awards For Missile Design In August 1990**
 - Lockheed Missiles And Space Company
 - McDonnell Douglas Space Systems Company
 - SPARTA
 - **Redirected January 1991 To Design THAAD System (Missile, Radar, BM / C³) Vice Missile Only**
 - **Redirected May 1991 To Design THAAD Missile, BM / C³ And Integration With GFE X-Band TMD-GBR**
 - **Contracts End May 1992**

- **Demonstration And Validation**
 - **RFP Released In January 1992**
 - **Contract Award 4th Quarter FY 92**
 - **Two-fold Purpose**
 - **Prove Concept Ready To Proceed To MS II**
 - **Build Deployable Prototype System For Crisis Deployment If Necessary**

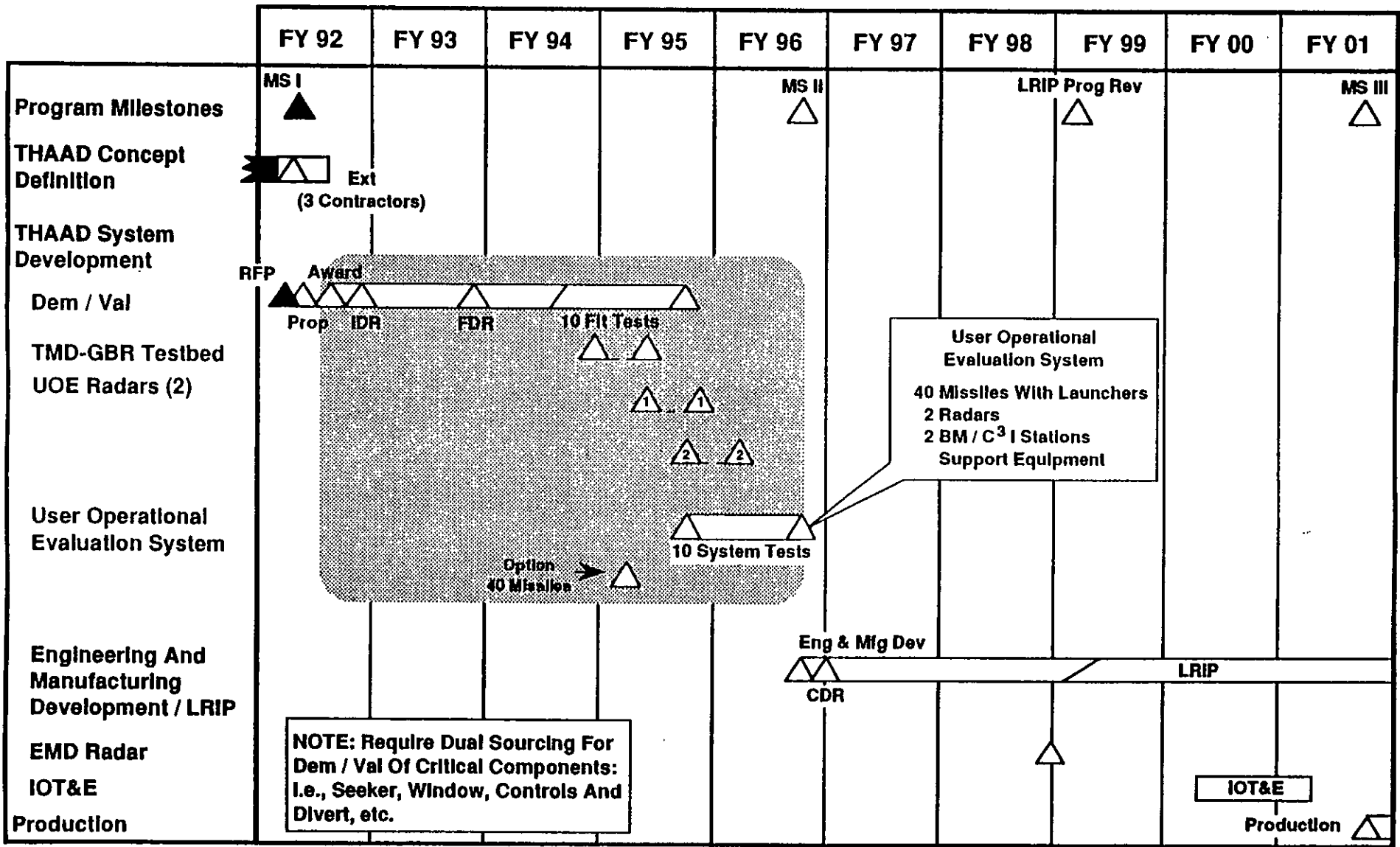


INITIAL THAAD OBJECTIVE

- **Build A Dem / Val "Prototype" THAAD Capability By 1996 For Test And Early User Assessment At WSMR**
 - 40 Missiles With Launchers
 - 2 TMD-GBRs
 - 2 THAAD TOCs
- **With Special Support Provisions, This Capability Could Be Deployed In The Event Of A Crisis Situation**



THAAD SYSTEM PROGRAM SCHEDULE





AIRLIFT COMPARISON: PATRIOT vs THAAD


Equivalent Coverage In SW Asia Scenario	Sorties			
	C-130	Or C-141	Or C-17	Or C-5
PATRIOT 2 HQ Bn And 16 F / U (512 On-line Missiles, 512 Reload Missiles)	--	764	461	251
THAAD 2000 1 HQ Bn And 4 F / B (288 On-line Missiles, 288 Reload Missiles)	206	94	57	40

Note: F / U = PATRIOT Fire Unit (8 Launchers)
F / B = THAAD Firing Battery (9 Launchers)



THEATER MISSILE DEFENSE - GROUND BASED RADAR (TMD-GBR)

TMD - GBR

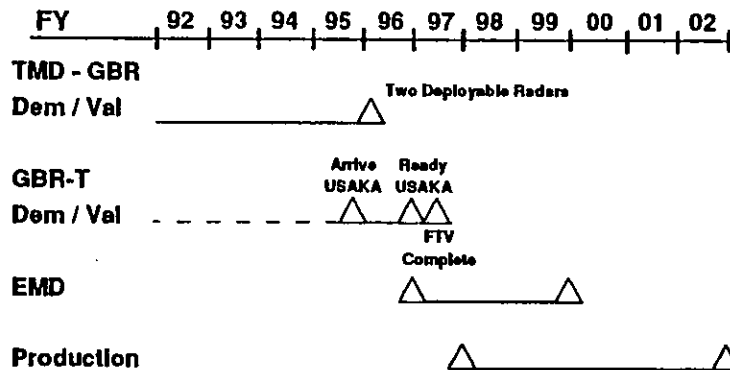


First Increment Of Codevelopment With GBR-T In The "Family Of Radars"

Missions

- Theater Wide Area Defense Providing Horizon And Volume Search
- Acquire, Track, And Classify Targets From Multiple Objects
- Multiple Target / Interceptor Tracking
- Provide Fire Control To THAAD, Kill Assessment And Cueing To PATRIOT / ERINT Underlay
- Operate In ECM Environment
- Launch / Impact Point Prediction
- C-130 Transportable
- Provide BM / C³ Support

Schedule





GBR PROCUREMENT

- **White Sands Range Radar (1994)**
- **Two Deployable TMD-GBRs (1995)**
- **GBR-T At Kwajalein (1995)**



TOPICS

- **Background**
- **Requirements And Threat**
- **Program Organization And Scope**
- **Technical Activities**
 - **System Acquisition**
 - **Architecture And Analyses**
 - **Pillars**
 - **Sensors**
 - **Weapons**
 - **Theaters**





LAUNCH DETECTION STUDY FINDINGS / ACTIONS

- **Launch Detection Is Essential For Effective TMD**
- **Current System Is Only Viable Capability For Now Through Mid To Late 1990s**
Action: Promulgate Tactical / Theater Mission Support Requirements For Launch Detection
- **Tactical Mission Support Requirements Fundamentally Different From Strategic**
Action: Implement Dedicated Tactical Processor / Display System
- **Revisit Rate Does Not Support Quality Burnout Condition Determination**
Action: Demonstrate Augmentation With High Revisit Rate Sensor
- **Timely Delivery Of Launch Detection Data To Theater Is Mandatory**
Action: Promulgate Communication Connectivity, Protocols, And Formats For TMD
- **External Cueing Of Radar / TMD Components Is Very Beneficial To TMD Performance**
Action: Develop / Implement Interfaces For Cueing Data Inputs At TMD Components



TOPICS

- **Background**
- **Requirements And Threat**
- **Program Organization And Scope**
- **Technical Activities**
 - **System Acquisition**
 - **Architecture And Analyses**
 - **Pillars**
 - **Sensors**
 - **Weapons**
 - **Theaters**





COUNTERFORCE

- **Objective**
 - **Destroy Missiles Before Launch:
Fueling / Arming / Transport, etc.**

- **Priority**
 - **Very High**

- **Critical Issues**
 - **Launcher Location Uncertainty**
 - **Decoys**
 - **Rapid Weapon Reaction**

- **Elements**
 - **Sensors**
 - **Integration / Coordination**
 - **Communications**
 - **Weapons**



COUNTERFORCE CHALLENGES

- **Wide Area Search Capability**
- **All Weather, Day / Night Coverage**
- **Foliage Penetration**
- **Denied Surveillance Areas**
- **Very Timely Coverage**
- **Robust Detection And Identification Algorithms For Fixed And Moving Targets**
- **Decoys, Camouflage, Masking**
- **C² And Fusion Network For Rapid Dissemination Of Data**
- **Quick Response Weapon System Fly Out And Kill**



C³ I FUNCTIONS

- **Integration Of Information (Fusion)**
 - **Intelligence**

 - **Launch Detection**

 - **Remote Unattended Sensors**

 - **Communication Links**

 - **Satellites / Airborne Sensors**

- **Integration And Control Of Operations**
 - **Air Defense And Cruise Missile Defense**

 - **Navy Operations**

 - **Active TMD Defense**

 - **Counterforce**



TMD BM / C³ PROGRAM ASSUMPTIONS

- **Theater Missile Defense (TMD) Is An Extension Of Tactical Air Defense**
- **TMD BM / C³ Must Integrate With And Capitalize On Existing Heavy Service Investment In Air Defense BM / C³**
- **TMD BM / C³ Should Be Phased In With Air Defense BM / C³ Upgrades Planned By Services**



PASSIVE DEFENSE

- **Objective:** Improve Asset Survivability
- **Measures:** Concealment, Hardening, Dispersion, Mobility, Deception
- **Note:** Iraq Used Such Measures To Protect Scud Launchers
- **Possible Efforts:**
 - Laser Sensing Of Chemical Dispersion After Warhead Destruction
 - Study PATRIOT And THAAD Protection From Attack
 - Study Common Techniques For Self-protection



AIR FORCE PROGRAM

- **Active Defense**
 - **DSP Upgrade**
 - **Surveillance Testing**
 - **Architecture And Analysis**
- **Counterforce**
 - **Studies Of Sensors And Weapons**
- **C³I**
 - **Included In Active Defense And Counterforce**



NAVY TMD

- **Near Term**
 - **Anti-air Warfare (AAW) Underlay Improvements Consisting Of AEGIS / SPY-1 Modifications And Improvements To SM-2 Block IV To Improve Performance In The TBMD Role**
- **Far Term**
 - **Long-range Endo- And Exo-intercept Capability Using THAAD Or Navy's Unique Weapon Coupled With AEGIS / SPY-1 Upgrades**



MARINE PROGRAM

- **To Provide Limited Area, Highly Mobile TBM Defense For Marine Corps Operations**
 - **Upgrade OF TPS-59 To Provide Enhanced TBM Surveillance And Tracking Capability And Make Data Available On The Net**
 - **Upgrade Of HAWK Launcher To Interface With Digital Missile**
 - **Provide Guidance And Warhead Enhancements To HAWK Missile**
 - **Modify High Power Illuminating Radar System (HIPIRS) To Accept TPS-59 Data For Acquisition**
 - **R & D Of Air Defense Command Post To Act As A Node For Tactical Nets; JTIDS, TADIL-A, TADIL-B**



MIDCOURSE SENSING STUDY ACTIONS

- **Initiate Development Of UAV Platform With IR And LADAR Sensors To Provide:**
 - Hedge Against Radar Jammers And Pen aids
 - Substitute For Ground Radars In Rapid Deployment Or Extension Of TMD Defense Coverage

- **Support Mid-90s Deployment Of BE Block I In Order To Provide Large, Robust Defense Footprints For Theater Area Defense. BE Design Must Include Adequate Communications To Support Theater Defense**

- **Maintain Modularity In The GBR-TMD Development Program In Order To Have One Or Two Module (1/8 Or 1/4 Size) Radars To Support Remote Interceptor Sites For**
 - Shoot-look-shoot Expansion
 - Interceptor Track And Communications
 - Rapid Deployment Or Expansion Of TMD To Theaters
 - Protection Of Amphibious Landing Area



BRILLIANT EYES CONTRIBUTION TO TMD

- **Possible Design**
 - **18-36 SWIR / MWIR / LWIR Satellites**
 - **Orbit: Medium Altitude, Single Inclination**

- **Capabilities**
 - **Theater Wide Launch Detection**
 - **Cueing And Possible Pre-radar Commit For Active Defense**
 - **Global Capablitiy To Support**
 - **Rapid Deployment Forces**
 - **Deployed Naval ATBM Systems**
 - **Data Gathering**



BRILLIANT PEBBLES CONTRIBUTION TO TMD

- **Possible Design**
 - 500 SWIR / MWIR / H-T-K Satellites
 - Orbits: Low Altitude; Multiple Inclinations

- **Capabilities**
 - Global Launch Detection
 - Global Weapons Capability Against TBMs Of Over 500 km Range
 - Global Surveillance Support Similar To Brilliant Eyes



CORPS SAM

- **Protection Of Mobile Forces**
- **Capable Against Aircraft, Cruise Missiles And TBMs**
- **Replacement For HAWK**
 - **Airlift Deployability**
 - **Maneuverability**
 - **Reload**
 - **Firepower**
- **May Involve Allies**
- **Concept Definition Studies In FY 92 And FY 93, MS I
In FY 93; IOC Beyond 2000**



TMD ADVANCED TECHNOLOGY REVIEW FINDINGS / ACTIONS

- **Airborne Laser Offers Greatest Potential For Boost Phase Intercept, But**
 - Propagation And Lethality Are Major Uncertainties
 - Cost, Packaging, Major System Trades Must Be Done

Action: Emphasize Propagation and Lethality Measurements And Modeling; Support Concept Definition Studies
- **Hypervelocity Gun And Projectiles (HVG&P) - Good Candidate For "Cheap Shot" Cluster Kill And Terminal Defense Of High Value Targets**

Action: Focus HVG&P On Cluster Kill And Deployability
- **Airborne LADAR Can Provide High Quality Tracking To Support Extended Surveillance, Discrimination And Kill Assessment, And Cluster Kill / Fire Control For HVG & P**

Action: Develop Operational Concept For Implementing Airborne LADAR, Including Identification Of Airborne Platform And Flight Paths, Message Flow And Communication Links, And Command And Control Procedures



THEATER DEFENSE - ARCHITECTURE STUDIES

66

BILATERAL

United Kingdom
Israel

TMDAS

CoSyDe
SNIA
MBB
Hughes
LTV

WESTPAC

LTV
MHI

PRODUCTS

- Candidate Architectures
- Mission Requirements
- Critical Technology Issues
- Effectiveness Analysis
- Life Cycle Cost Analysis
- Basing Analysis
- System Balancing
- Detailed System Requirements
- Interface Requirements
- BM / C³ Requirements
- Technology Plan
- Development Plan
- Operational Concepts



UK ARCHITECTURE STUDY

Objectives

- **Develop A BMD System To Protect Western Europe**
- **Identify Threat Excursions And Evaluate Architecture Sensitivities**
- **Examine Synergism Between European BMD / TMD Architectures And U. S. Strategic Defense System**
- **Coordinate U.S. / UK Joint Programs**
- **Refocus On GPALS Environment**

Task Description

- **Develop Representative Threats And Scenarios**
- **Provide Simulation And Modeling Capability**
- **Develop And Evaluate Candidate Architectures**
- **Assess Interoperability Of Defense Systems**
- **Identify Means Of Enhancing Interoperability**
- **Assess Architectural Relevance Of U.S. / UK Joint Programs**

Issues

- **Midcourse And Endo Discrimination**
- **Robustness Of Endo Defenses**
- **Interceptor Configurations And Tier Balance**
- **Cost-effectiveness**

Contractor Team

- **Contract Managed By USASDC**
- **UK MOD / SDIPO**
 - **Siemens Plessey Defence Systems (Prime)**
 - **British Aerospace Corp.**
 - **Hunting Engineering Ltd.**
 - **PA Defence Systems**
 - **Data Sciences**



WESTPAC ARCHITECTURE STUDY

- **Objective**
 - To Provide USCINCPAC And WESTPAC Commanders With Vehicle To Study TMD
 - To Provide GOJ Insight To TMD Needs For JDF; Foundation For Testbed
 - To Provide SDIO / TD Insight Into WESTPAC Special Requirements

- **Two Teams**
 - Japanese Perspective: Mitsubishi Heavy Industries And SAIC
 - U.S. Perspective: LTV And Kawasaki Heavy Industries

- **Three-phase Program**
 - FY 89: Defense Of Japan Against Conventional Missile Threat
 - FY 90: Defense Of Japan Against Non-conventional Missile Threat
 - FY 91: Defense Of 1000 n.m. Radius Around Japan And Initial Excursions Into Korea And Other Asian Partners

- **No Direct Government Of Japan Involvement**



ISRAELI ARCHITECTURE STUDY

- **US-GOI Contract, Initiated In 1986 With WALES, Inc. Assisting GOI**
- **Looks At Middle East Region Focusing On Chemical Threat And Israeli Technology**
- **Includes System Engineering And Integration With Other US-GOI Joint Efforts**



TOPICS

- **Background**
- **Requirements And Threat**
- **Program Organization And Scope**
- **Technical Activities**
 - **System Acquisition**
 - **Architecture And Analyses**
 - **Experimental Support**
 - **Test Beds**
 - **Lethality**
 - **CM / Discrimination**
 - **Experiments**





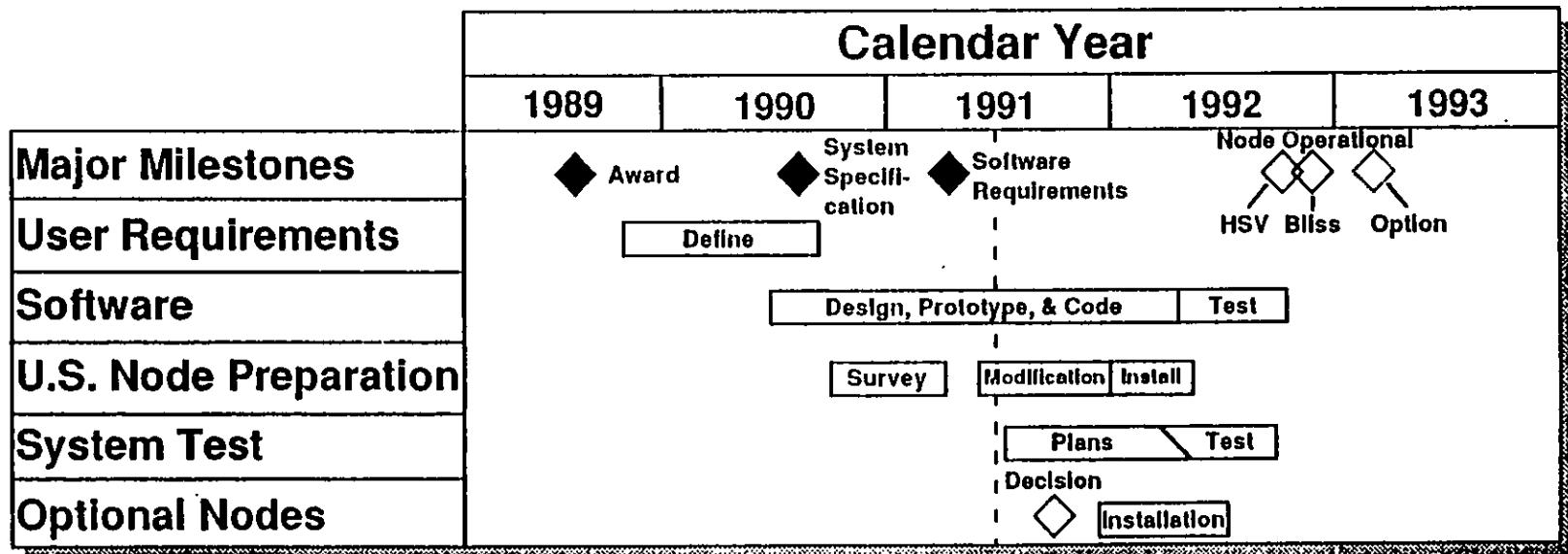
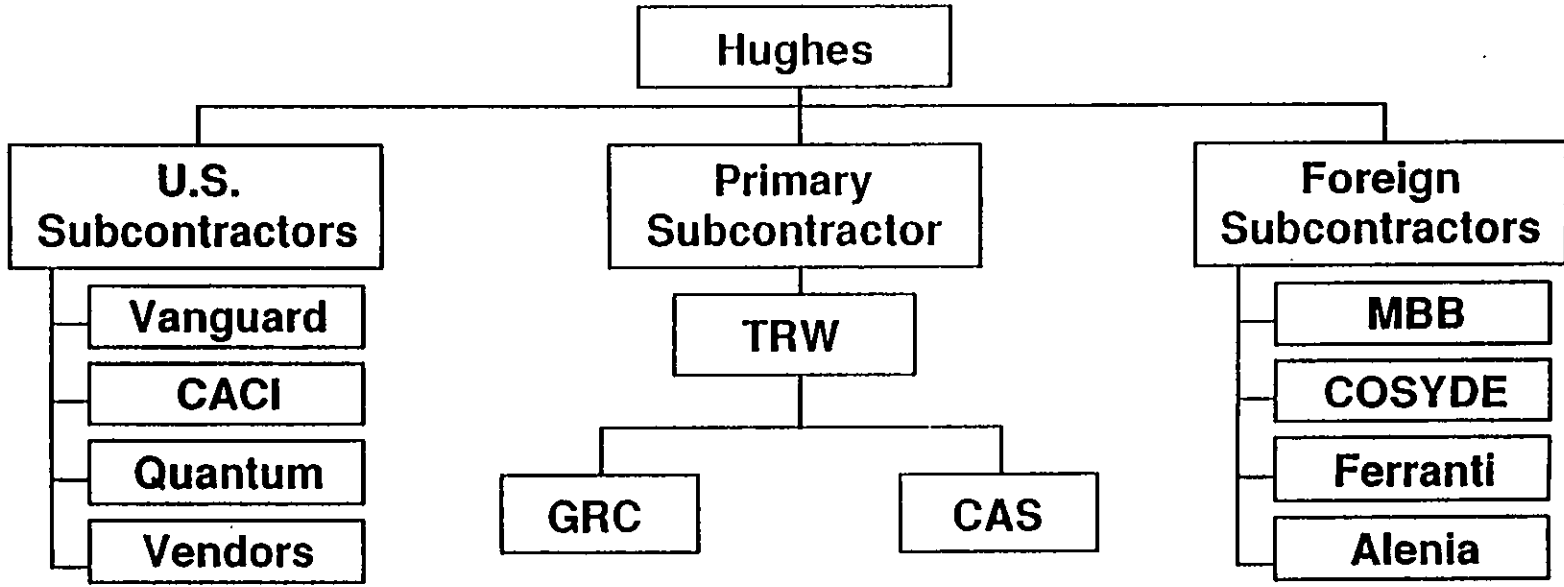
THEATER TEST BEDS

- **Objective**
 - **Provide Common Analysis Tools To Support Resolution Of Extended Air Defense (EAD) Issues Related To The Following Areas**
 - **Theater Level System Requirements, Architectures, Force Structures, And Operational Concepts**
 - **Doctrine And Battle Planning**
 - **Mix And Interaction Of Various Weapon Systems**
 - **System Integration, Interoperability And Interface**
 - **Technology Applications To Systems And Concepts**
 - **Wargaming, Live Exercise Preparation And Evaluation, And Training**

- **Activities**
 - **EADSIM**
 - **EADTB**
 - **EADTB - UK Node**
 - **Israeli Test Bed**



EADTB DEVELOPMENT





UK TEST BED

Objectives

- **Extend UK Air Defense Test Bed To Evaluate TMD Issues**
- **Create EADTB Node Capable Of Stand-alone Operations And Networking With Other Nodes**
- **Develop Common And UK-unique High Fidelity Models**

Program Description

- **Joint Program With Shared Costs (US 52%, UK 48%) SEP 88 - SEP 92**
- **Develop SIMBOX2/DISCON2 In Ada**
- **Enhance SIMBOX2/DISCON2 For TMD**
- **Create Libraries Of Models To Satisfy Initial Terminal Tier Experiment**
- **Design, Implement, Execute, And Analyze Experiment**

Status

- **CONVEX C220 Installed - Operational**
- **SIMBOX 2 Framework Operational**
- **DISCON 2 Prototype Operational**
- **Terminal Tier Experiment Defined**
 - **Software In Development**

Contractor Team

- **LOA Between USASDC And UK Defense Research Agency Electronics Division, Effort Contracted To**
 - **Data Sciences**
 - **Hunting Engineering**



ISRAELI TEST BED

Objectives

- Provide Israeli And U.S. Capability For Evaluating TMD Architecture Concepts In The Middle East
- Support Evaluation Of Key Technologies To TMD
- Provide Resolution of Critical Man-In-The-Loop Issues

Task Description

- Cooperative Venture Of U.S. And Israeli Governments
 - Develop Stand-alone Test Bed Unique To Israeli Environment
 - Evaluate Middle East Missile Defense Designs And BM / C3 Against Defined Threats
 - Include Man-in-the-loop And Hardware-in-the-loop Mechanisms
- Funding: U.S., 72%; GOI 28%
- Experiments Identified For Joint And Unilateral Participation

Status

- Tadiran Contract Awarded June 1989
- Detailed Design Satisfactorily Reviewed
- Coding And Unit Testing Being Completed
- Integration Efforts Initiated
- Computer Hardware Selected
- Facility Location Selected (Tadiran)

Contractor Team

- USASDC (Executing Agent)
- Tadiran (Prime)
 - ELTA
 - Contahal
 - Rafael (GOI Armament Authority)
 - Advanced Technology, Ltd (ATL)



LETHALITY SUMMARY

- **Hit-to-Kill, From A Lethality Perspective, Is The Most Promising Concept For Negation Of Stressing Threats**
- **Hit-to-Kill Can Be Achieved**



LETHALITY

- **Priority Item**
- **Three-pronged Risk Reduction Approach**
 - **Detailed Simulations**
 - **Early Sub-scale And Full-scale Ground Tests (FY 91-93)**
 - **Flight Tests With Broad Spectrum Of Threat Warheads (FY 92-94)**
- **Funding**
 - **FY 90 \$2.7M**
 - **FY 91 \$10.0M**
 - **FY 92 \$30.0M**
 - **FY 93 \$30.0M**



KEY LETHALITY ISSUES

- **Hit-to-Kill**
 - **Guidance Accuracy**
 - Response Time
 - Seeker Noise / Bore Sight Errors
 - Active Seeker Cooling Effects
 - **Target Uncertainties**
 - Warhead Type / Design
 - Tumbling / Breakup
 - Countermeasures
 - **Aimpoint Selection**
 - Seeker Resolution
 - Aimpoint Algorithms
- **Intercept Altitude**
 - Endo Hit-to-Kill
- **Warhead Lethality**
 - Canister Submunitions

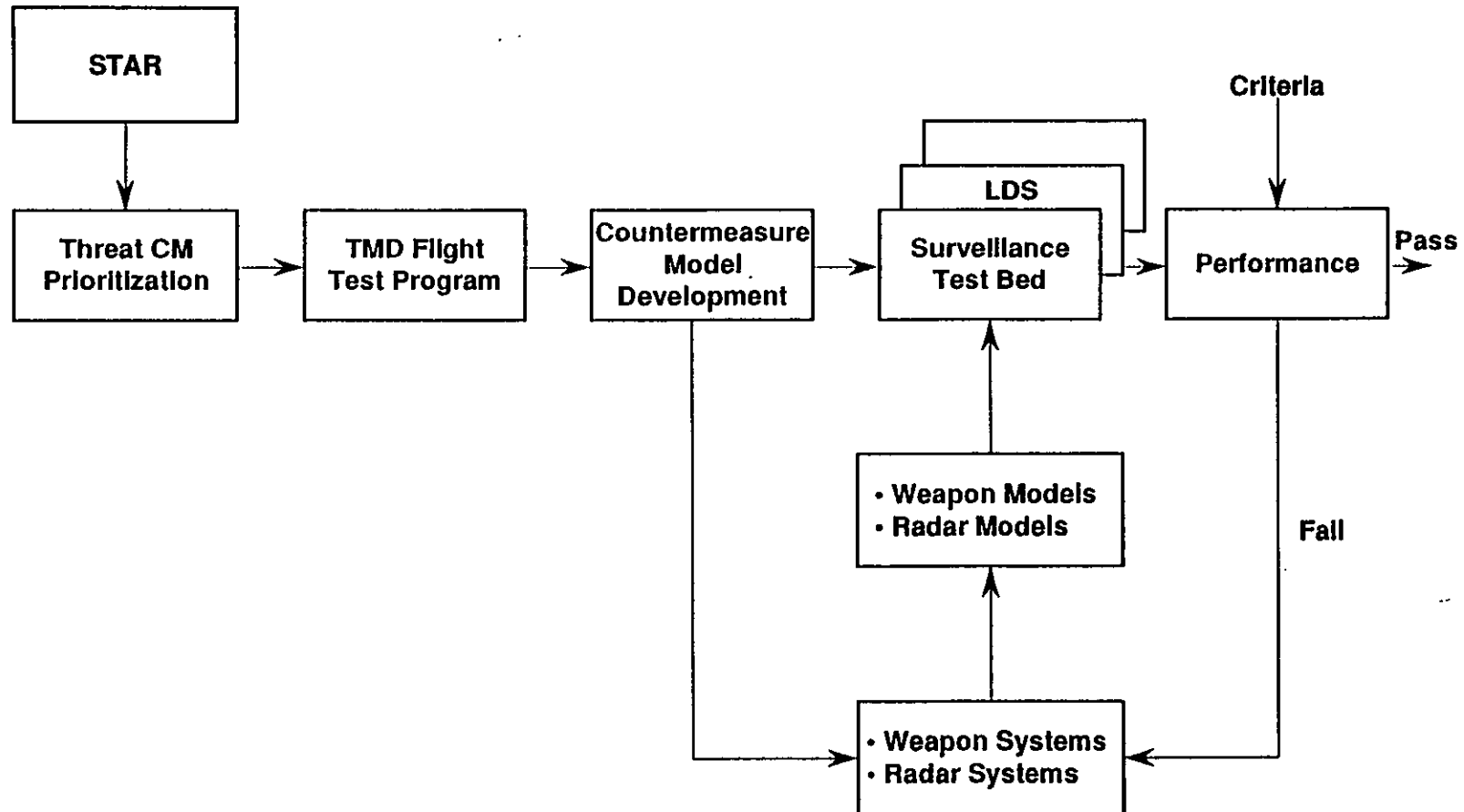


HISTORY OF HIT-TO-KILL

- **Homing Overlay Experiment (HOE)**
 - Demonstrated ≈ 0.5 m Miss (Exo)
 - ≈ 5 km / sec
- **Miniature Homing Vehicle (MHV) (U.S. Anti Satellite Weapon (ASAT))**
 - Demonstrated ≤ 1 m Miss (Exo)
 - ≈ 5 km / sec
- **Flexible Lightweight Agile Guided Experiment (FLAGE)**
 - Demonstrated ≈ 0.3 m Miss (Endo)
 - ≈ 3 km / sec
- **Exoatmospheric Reentry Vehicle Intercept System (ERIS)**
 - Demonstrated ≈ 0.3 m Miss (Exo)
 - ~ 5 km / sec



DISCRIMINATION FLIGHT TEST PROGRAM



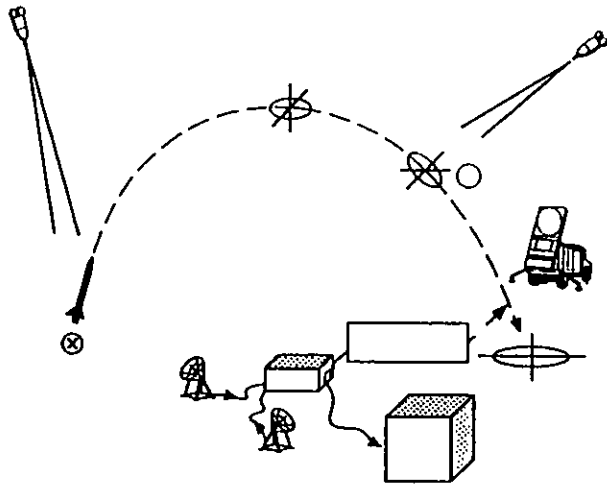


END-TO-END KILL ASSESSMENT STUDY

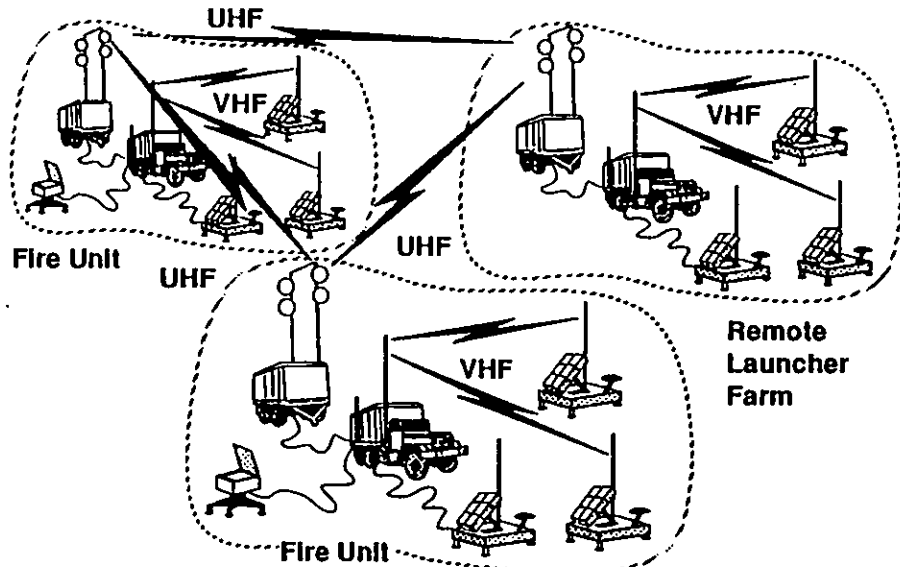
- Objective:**
- Review And Analyze End-to-end Effectiveness Of TMD Weapons Systems, Linking Engagement And Lethality Models And Experimental Data
- Organization:**
- SDIO Organized, POET Led, Service Participation
- Schedule:**
- Kick-off – January 1992
 - Preliminary Recommendation – July 1992
 - Final Report – October 1992
- Products:**
- Assessment Of Current Knowledge Of TMD Weapon System Effectiveness
 - Recommendation Of Models, Algorithm And Methodologies Which Should Be Used In Effectiveness Analysis
 - Recommendations For Associated FY 93 TMD Programs And Activities




EXPERIMENTS



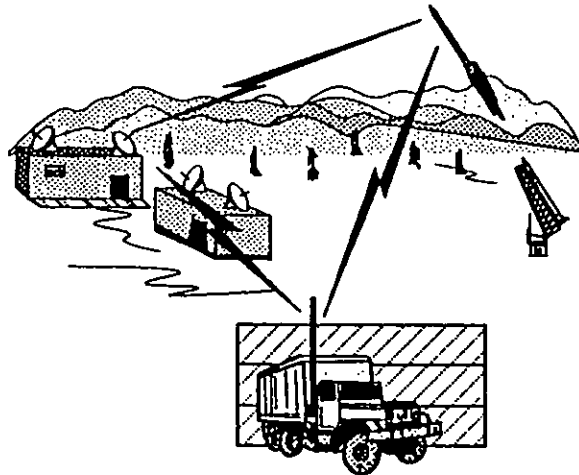
Aerojet Tactical Surveillance Demo




Raytheon Remote Launch Demo



Westinghouse Advanced Expert Missile Tracker (EMT) Demo



IBM Passive Sensor System



Plessey Mesar Trials With Adaptive Nulling Demo



INVITE, SHOW AND TEST (IST) BROAD AREA ANNOUNCEMENT (BAA)

82a

- **Objective**
 - **Follow-on To Current Experiments Program**
 - **Test And Evaluate New Concepts / Systems / Equipment**
 - **Full JMNS Theater Missile Threat**
 - **All Four Pillars**

- **Status (1 MAR 92)**
 - **\$7.2 M For FY 92**
 - **49 Proposals Received Covering All Categories**
 - **14 Proposals Undergoing Final Review**
 - **Final Selection By 1 APR 92**



THEATER CAPABILITY EXPERIMENTS

Purpose

- Work With The CINCs And Services To Explore Thier Unique TMD Problems And Interfaces
- Conduct Experiments To Validate Problems And Solutions And Enhance Readiness

Scope

- All Four Pillars Of TMD
- Inclusion / Integration Of Warning & Intelligence

Schedule Information

<u>Organization</u>	<u>Timeframe</u>	<u>Event</u>
• CINCEUR	FY 89	Torpid Sunset
• CINCEUR	FY 90, 91	Torpid Shadow I & II
• CINCEUR	FY 92	Questor Grail
• CINCPAC	FY 93	TBD
• CINCCENT	FY 94	TBD



TOPICS

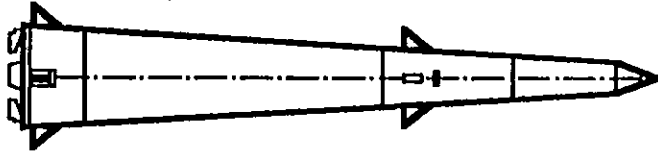
- **Background**
- **Requirements And Threat**
- **Program Organization And Scope**
- **Technical Activities**
 - **System Acquisition**
 - **Architecture And Analyses**
 - **Experimental Support**
 - **Special Projects**





ARROW

Arrow Missile Concept



Objective

- **Cooperative Program With Israel To Demonstrate Arrow's Capability To Intercept A Tactical Ballistic Missile**
- **Three-Year Firm-Fixed-Price Contract Signed With Israeli Aircraft Industries (IAI) In August 1988**
- **Four Flight Tests**
 - **Two Interceptor Flight Tests (AUG 90, MAR 91)**
 - **Two Propulsion And Control Tests (OCT 91)**



ARROW CONTINUATION EXPERIMENT (ACES)

- **Follow-on To Arrow Development**
- **MOA Signed June 1991**
- **Contract With IAI**
- **Missile And Launcher Only**
- **11 Flights Through 1995**
- **Changes**
 - **Booster**
 - **Warhead**
- **Provides Alternative Approaches / Insurance To THAAD**



TOPICS

- **Background**
- **Requirements And Threat**
- **Program Organization And Scope**
- **Technical Activities**
 - **System Acquisition**
 - **Architecture And Analyses**
 - **Experimental Support**
 - **Special Projects**



- **Programmatics**



TMD DOCUMENTATION

- Theater Missile Defense Report To Congress, 30 MAR 91
- TMD Master Program Plan (Based On Service Program Plans)
- TMD Mission Requirements Document (Based On MNS, ORD, etc.)
- TMD System Description
- Active Defense Requirements Document
- C³I Requirements Document
- SDIO Report To Congress, June 1992

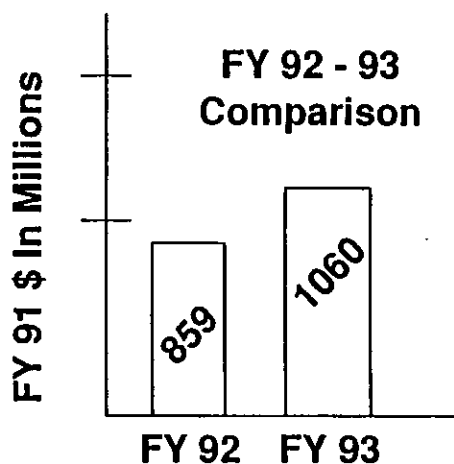


TMD BUDGET IN FY 92

<u>Area</u>	<u>\$M</u>
• System Acquisition Program	493
- PATRIOT	170
- ERINT	171
- THAAD	108
- TMD-GBR	44
• Architecture And Analyses	180
• Experimental Support	125
• Special Projects	60
Total	\$858M



TMD BUDGET FY 93



Adjustments Required

- Navy TMD
- AF TMD (BMC³)
- Others

	(TY \$M)
TMD MDAPS	
CORPS SAM	25
PATRIOT	186
UTTMDS	381
THAAD	258
TMD-GBR	123
Subtotal	<u>592</u>
Other TMD	
ERINT	135
Navy	19
Air Force	14
ACES	58
TMD Integration	11
Advanced Sensors	72
TMD Studies	38
TD Countermeasures	11
C ⁴ I	19
Theater Test Bed	37
Other	54
Subtotal	<u>468</u>
Total	<u>1060</u>



TECHNICAL PROBLEMS AND CHALLENGES

- **Lethality**
- **Software**
- **Boost Phase Kill**
- **Countermeasures**



MAJOR INDUSTRY OPPORTUNITIES

- **In Process**
 - THAAD
 - TMD - GBR
 - IST BAA
- **Upcoming**
 - CORPS SAM
 - Navy TMD
 - Air Force Program



SUMMARY

- **High Administration And Congressional Interest In Theater Missile Defense (TMD)**
- **TMD Is Part Of GPALS, But Must Have An Earlier Stand Alone Capability**
- **An Aggressive TMD Program With Multiservice And International Participation Has Been Initiated**
- **THAAD / TMD-GBR And PATRIOT PAC - 3 Are The Centerpieces Of The Near Term Active Defense Segment Of TMD; Improved Processing And Distribution Of Launch Detection Data Is Required**
- **Navy, Air Force, And Marine Corps Programs Are Underway Or Are Being Formulated**
- **The TMD Program Also Features Architecture, Analyses, And Experimental Support Activities**

STRATEGIC DEFENSE INITIATIVE

Advance Planning Brief For Industry National Test Bed



2 MAR 92

CDR Ed Lenio, USN
Deputy Director, National Test Bed
Strategic Defense Initiative Organization



OUTLINE



- **NTB Mission**
- **Program Summary**
- **Industry Contributions**



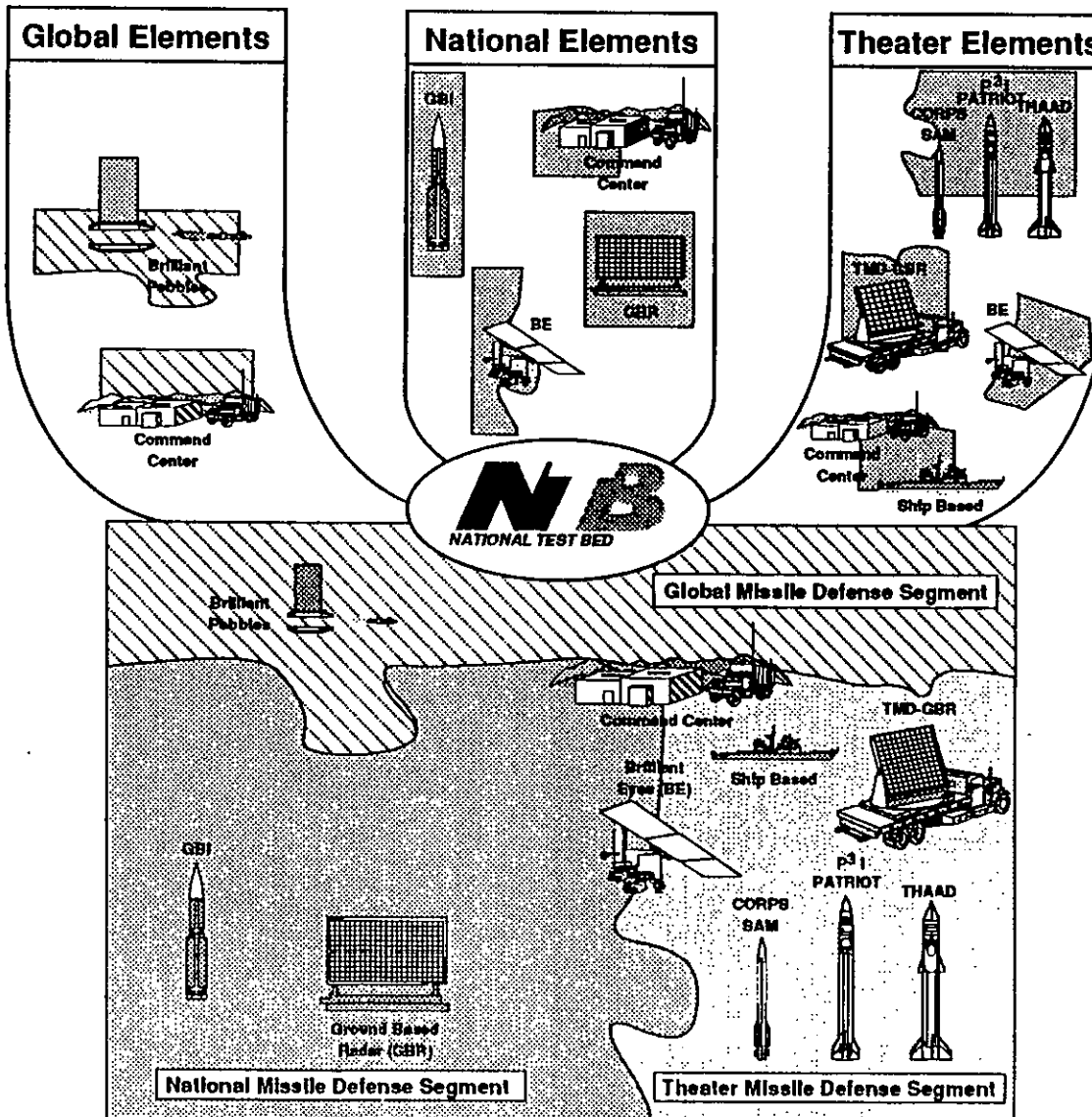
NTB MISSION



Support Design And Development Of Missile Defense Elements

Support Testing And Element Integration Into Segments

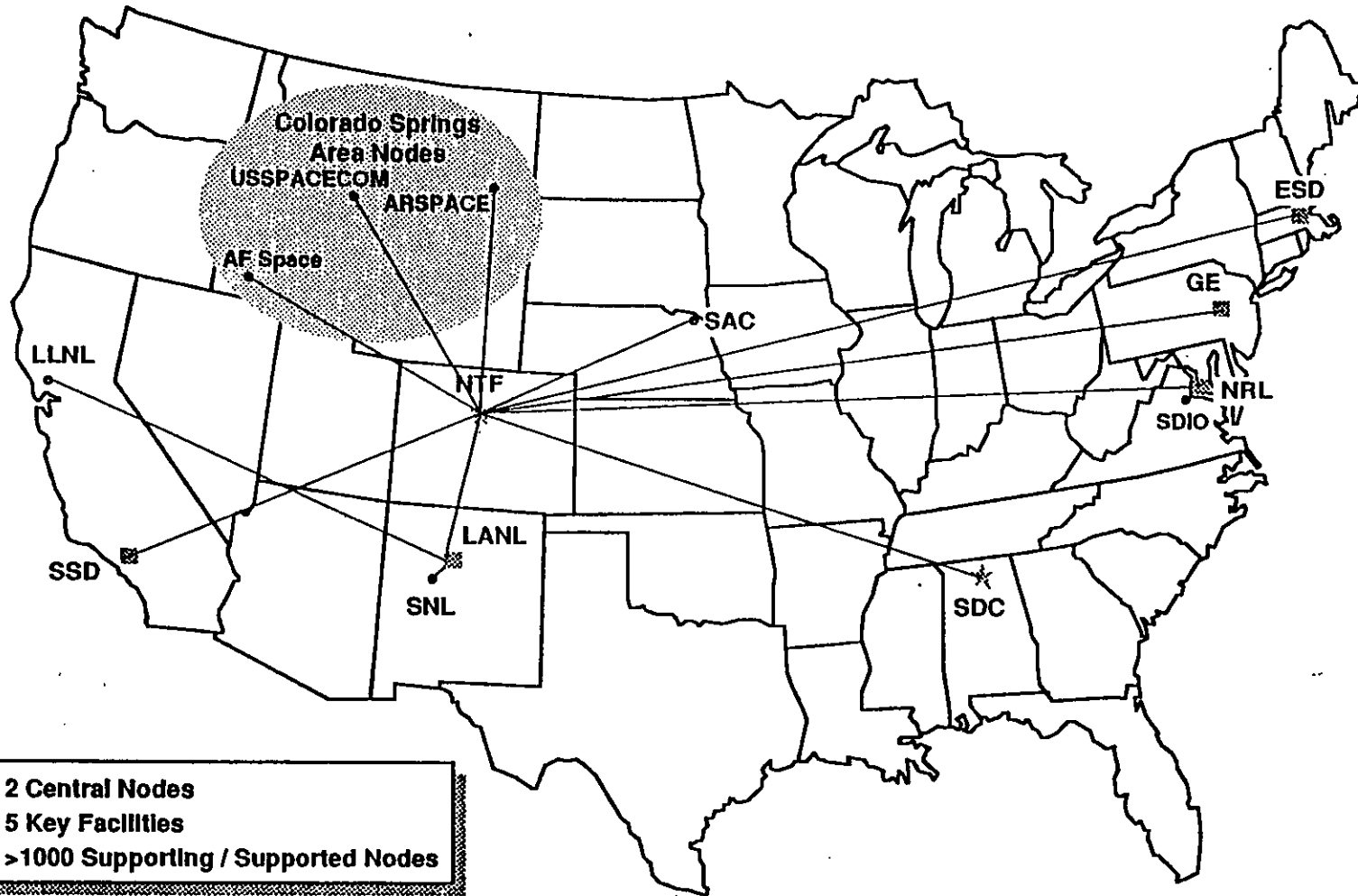
Support Testing And Segment Integration Into GPALS



Global Protection Against Limited Strikes



NTB NETWORK





NTB PROGRAMS SIMULATIONS / EMULATIONS



Background

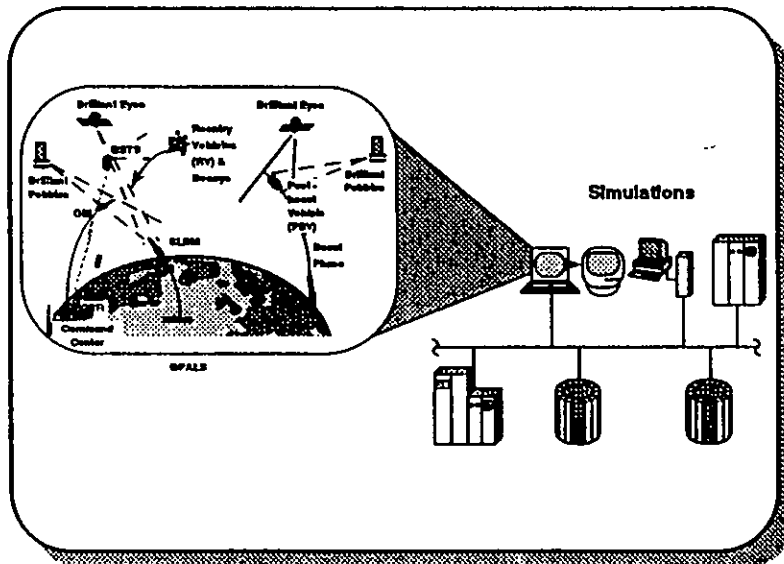
- BP Simulator
- KEW Digital Emulation Center (KDEC)
- End-to-end System Level Simulators (L1SS, L2SS)
- Analytical Tool Box Of Verified, Validated, And Accredited (VV&A) Simulations
- Support For Element Simulations

Plans

- VV&A Program
- Surveillance Test Bed Integration
- EADTB Interface / Hosting
- GBR Test Facility Integration
- L2SS GPALS Element Integration

Accomplishments

- L1B1 Tested Successfully
- L2B1 Requirements Defined
- KDEC Installed In SIMCEN





NTB PROGRAMS - BM / C³ SIMULATION, EMULATION, AND PROTOTYPING



Background

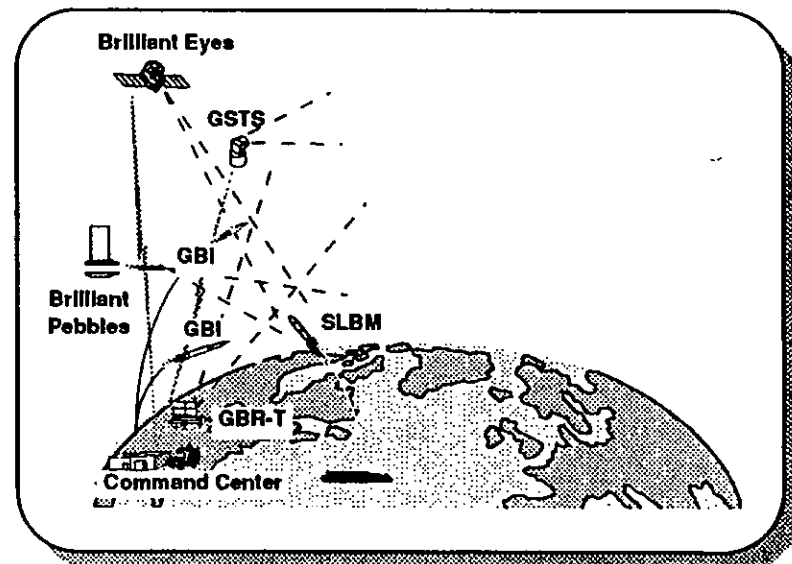
- Concept Of Operations Exercises (GPALS, And Initial Deployment Systems)
- BM / C³ Development And Testing
- C²E Prototype
- Multi-agency BM / C³ Experiments

Plans

- Two Major CONEXs
- C²E Prototype
- Continued BM / C³ Experiments
- Continued CONOPS Refinement
- EV Models Scripted In ARGUS

Accomplishments

- Two Major C² Games Conducted
- CONOPS Refinement
- BM / C² Experiments
- EV LPS Scenario Demonstration
- ARC Node Involvement In CONEX 91-C





NTB PROGRAMS - INTEGRATED SYSTEM TEST CAPABILITY (ISTC)



Background

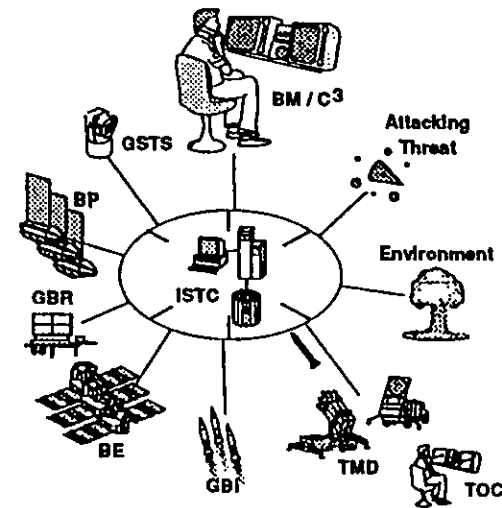
- Support Milestone And Fielding Decisions
- Hardware / Software-In-the-loop
- Individual And Multiple Element Testing
- Distributed Defense Concepts Testing

Plans

- 2 Node Proof Of Concept
- ARC / NTF ISTC Integration
- Support GPALS DT / OT Process
- Maximum Use To Support Segment Integration / Testing

Accomplishments

- ISTC Requirements In Final Draft
- ISTC Preliminary Design Completed
- Limited Test Cases Executed Successfully
- ISTC Prototype Installed At NTF And ARC





NTB PROGRAMS - CENTER FOR RESEARCH SUPPORT (CERES)



Background

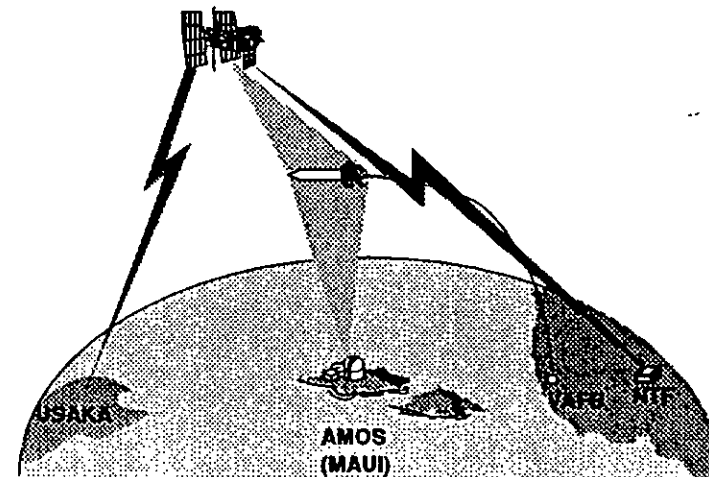
- Provides PMs With Mission And Science Operations Centers
- Links PMs With Test Ranges And Data Repositories

Plans

- CSTC Communications
- Telemetry Processing, Phase I
- Facility Configuration

Accomplishments

- CERES I, Phase I Facility Complete
- BP Support Facility Design Initiated





NTB NETWORK



Background

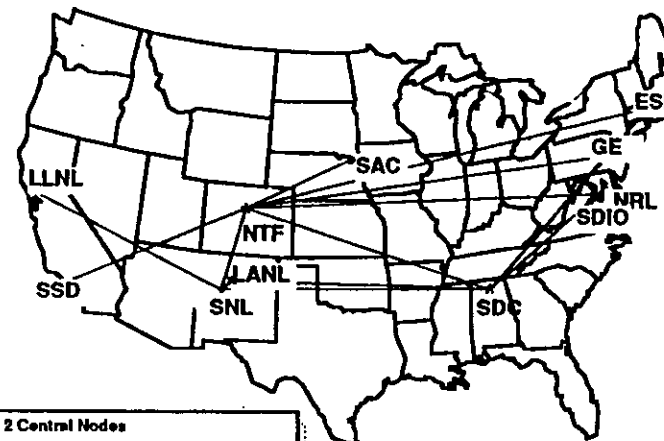
- **Widely Distributed Network Links Through Primary To Support Nodes, Testbeds, And Centers**
- **Access To Super- And Parallel-Computers**

Plans

- **Four New User Sites**
- **MLS Migration Strategy**
- **Integration Of Network Control Center**
- **Multimedia Capabilities**
- **Test Range Connectivity**
- **High Performance Network Enhancements**

Accomplishments

- **SATCOM To Terrestrial Conversion**
- **Five New User Nodes**
- **Open System Architecture Implementation**
- **40% User Increase**
- **Secure Network Architecture Study Completed**





WHERE INDUSTRY CAN HELP



Simulations / Testing

- Real Time High Fidelity Simulations
- Multi-use Adaptability
- Multi-level Fidelity
- Non-intrusive Testing

Software

- Parallelized Systems
- Testing Tools / Methodologies
- Visualization
- Hyper Matrix Tools
- Ada CAD / CAM
- Resource Accounting / Management

Networks

- Heterogeneous Interfaces
- Low Latency
- High Data Transfer Rates
- MLS Capabilities
- Multimedia Capabilities

Hardware

- Electronic Mass Data Storage
- High End Graphic Work Station Technology
- Security
- High Performance Gate Arrays

SIMULATIONS/TESTING

REAL TIME HIGH FIDELITY SIMULATIONS

Real time high fidelity simulations are essential to the conduct of human in control experiments where human responses are critical. Large scale high fidelity simulations requiring controllable, discrete events necessitates real time computer operating systems to insure consistent repeatable experiments. Where specific execution times are critical to the issues at hand, a real time operating system is needed. Many times in troubleshooting or development of a system, operation in WARP time is required. This is where you process data in faster than real time to facilitate the concentrated analysis on a specific area of the simulation or to present a quick look at the entire simulation.

MULTI-USE ADAPTABILITY

Simulations are needed that are readily adaptable to varying scenarios. This is needed to provide greater efficiency in the utilization of simulations. To meet milestone objectives requires flexible simulations that can readily be adapted to changing requirements in threat, performance, parameters or number of elements in the simulation. Ease of adaptability is key in providing an efficient simulation environment where time and cost are critical.

MULTI-LEVEL FIDELITY

Simulations that provide multi-level fidelity are key to the efficient evaluation and development of strategic software. Simulations that can provide high fidelity modeling of an SDIO component such as a missile and yet be adapted to quickly simulate the entire GPALS scenario provide a broad base of uses. This also provides consistence between different levels of simulations when the same building blocks are used where the output of the components are consistent throughout the varying levels of fidelity.

NON-INTRUSIVE TESTING

The need for non-intrusive test mechanisms and methodologies are particularly needed in the software area. As you know, it is impossible to effectively instrument software (insert "hooks") then collect and store data without perturbing the software function being tested. This is particularly true in real time functions where timing is critical. So, ideas are needed which will allow us to instrument and collect data during operations with minimal perturbation to timing and computer resources utilization (CPU time and memory).

SOFTWARE

Parallelized Systems

Recent technology advances and computational performance gains are in the area of massively paralleled processors connected together in various arrays and networks. These machines are great for some specific problems that can easily be "fitted" to their particular architecture. However, some problems require more ingenuity to partition and allocate across the parallel machine so as to take maximum advantage of its computational resources. In this area, software technology is needed to automate the process of converting those traditionally sequential functions to run in parallel.

TESTING TOOLS/METHODOLOGIES

In the past, the accepted way to test software was to test it at the unit level by inputting a "range" of data inputs, execute the unit, check the outputs for accuracy or reasonableness. The units were then integrated into larger modules and tested with this process repeated until the total system is integrated. The problem with this methodology is that the all possible data ranges could not be inputted with all possible timing sequences.

As software systems have become larger and more complex, the integration process has led to timing/synchronization problems, data delays, control/lock-up problems and untested loops.

Static and dynamic testing software and methodologies are needed to alleviate these problems.

VISUALIZATION

The age of sophisticated graphics and visualization is here. We now need to take full advantage of this technology to present test data and results of tests and analysis in the most optimum and understandable way possible. For instance, during an interceptor flight, it would be desirable to present selected telemetered flight data and ground support instrumentation data to project management personnel in formats that could be quickly understood. These formats could be tabular, bar graphics, etc... accompanied by data driven animation models.

Visualization has come a long way, but developing and rendering color models is still a slow and tedious process.

HYPER MATRIX TOOLS

Solution of fluid flow and surface handling problems associated with high velocity flight of intercepting in the atmosphere require solutions to large matrix problems. Work is needed in the distribution of these problems across computational resources to optimize resources utilization and reduce the turnaround time for getting results.

The same multi-dimensional, large matrix problem is prevalent in high-fidelity simulation of these phenomena.

ADA CAD/CAM

Computer Aided Software Engineering (CASE) tools are needed to maintain control and traceability of software and documentation from concept through final testing and delivery. These tools are needed for requirements traceability, configuration control, interface verification, documentation generation, and control and IV & V support. Software CAD/CAM or CASE tools are required for developing simulations and models as well as weapons systems software. Technology advances in this area are critical to the success of the SDI program.

RESOURCE ACCOUNTING/MANAGEMENT

Improved, less intrusive tools are needed to collect and store information on CPU and I/O utilization for each account logged on to the computer. For security auditing purposes, information must be collected on classified files accessed and whether the files were modified.

Resource management tools are needed which automatically notify a requestor that he/she has resources scheduled. The automated management tool would then perform the required control functions to permit the user to log on to the allocated resources.

Automatic schedules/allocations should also be considered.

NETWORKS

HETEROGENEOUS INTERFACES

Industry's expertise in network technology and implementation methodology can be used in networking our testbeds and computers at the geographically distributed as well as at the local level.

Interfacing heterogeneous computers and networks refers to interfacing different kinds, different brands, different architecture machines such as VAXs and CRAYS. On the wide area or geographically distributed networks, ideas are needed in speeding up the transmission process while maintaining the ability to be highly interactive with smaller messages or data packet sizes.

Technology is needed to pass data between networks with unlike formats such as Ethernet and FDDI (Fiber-optic Digital Date Interchange).

LOW LATENCY

Latency refers to the delay between the time a message is available to be sent from its origin until it is received by the requiring function at the destination. These delays may result from the waiting at the origin until a "full" message is ready to be sent; a delay results for the actual transmission time, say from the source to a geosynchronous satellite some 45,000 miles high in the "clark belt" and then from the satellite back to the destination somewhere on the earth. This problem is then amplified by the "handshaking" process which requires the receiver to acknowledge receipt of a message across the same transmission path before the next message is sent. Industry's ideas are needed to reduce latency and maintain acceptable bit error rate levels with minimum overhead.

HIGH DATA TRANSFER RATES

Improved capability is needed in the transfer and movement of large amounts of data between elements and within command and control centers. High transfer rates are required for both large and small packets of data. A reduction in the overhead of routing and verification is important especially with small packet sizes of data. The routing and verification data is often larger than the data when transmission of small packets are required. There is considerable variation in transfer rates between different computers due to varying methods used in preparing data for transmission across the network. Improved standardization is needed as well as overall transfer rates.

MLS CAPABILITIES

More and more, computers and their operating systems are beginning to be certified for managing data and executing software with different classification levels (i.e. Confidential and Secret).

Now suppose we all have two or more computers, each executing programs simultaneously at the "Confidential" and "Secret" levels. Now further suppose that the "Secret" program on computer A is required to communicate or send data to the "Secret" level program on computer B. Furthermore, suppose the same requirement true for the "Confidential" level programs. The requirement now exists for a "multi-level" network. This can be accomplished now, but the process is clumsy and expensive. Work needs to be done in this area.

MULTIMEDIA CAPABILITIES

Networks must be able to support multimedia requirements. Data, voice, and visual information should share the same network to reduce the requirement for many single-use networks. To efficiently evaluate system and element performance requires the rest of multiple media forms to ensure the problem is being assessed with the optimum of information. Recent advances in fiber optics technology are beginning to provide this capability, but greater effort is needed in the interfacing and expansion of this technology.

HARDWARE

ELECTRONIC MASS DATA STORAGE

Improved technology for electronic mass storage of large amounts of data is required to support resolution of strategic defense critical issues. Data must be readily available to perform analysis and develop methods to improve system performance such as discrimination of objects in a cluttered environment. There are large volumes of data currently available and this data is growing at an ever increasing rate, yet the accessibility of this data is impeded by the lack of efficient electronic mass storage devices.

HIGH END GRAPHIC WORKSTATION TECHNOLOGY

Visualization provides a tremendous advantage in the analysis of data that is critical to the success of strategic and theater defense systems. Improved workstations are required to run the sophisticated software being developed to provide visualization of the strategic defense challenges. Workstations require higher performing central processing units with large amounts of memory that are rapidly accessible. Efficient workstations are the key in reducing the development time of critical software.

SECURITY

Hardware is required to meet the increasing security needs of the SDIO user community. Multi-level security systems provide for a more efficient use of assets. It also provides for a greater degree of security of data to prevent the loss of technology vital to strategic defense. Current systems that provide this capability are not state-of-the-art computers. The process to develop and validate security systems takes several years. Security systems should be developed as an integral part of the system that meets NSA requirements and must be rapidly verifiable.

HIGH PERFORMANCE GATE ARRAYS

Improved high performance gate arrays or other circuit technologies which can be quickly adapted to high performance, highly specialized designs such as special interfaces or test/test control devices for signal and data processing. Higher performance gate arrays will improve the access and exchange of data required to meet SDIO element and command center requirements. Improve access between system components is critical to meet the throughput requirements for real time system components.

F

FOI 92-0855



SDIO Test and Evaluation

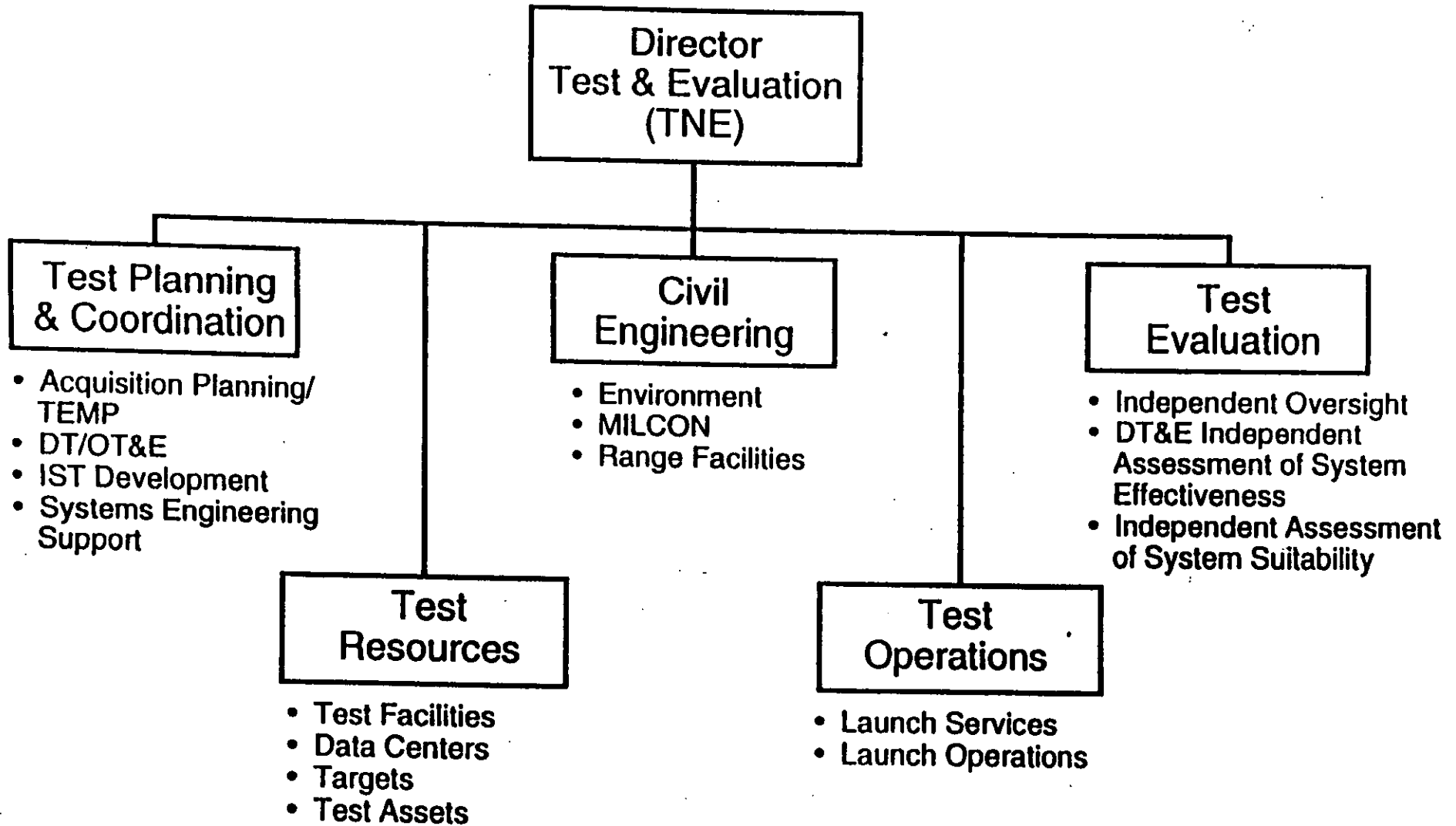
Advanced Planning Briefing for Industry

Col Michael T. Toole
SDIO, Director of T&E
February 1992

46



TNE Service Organization





SDI Test and Evaluation Role

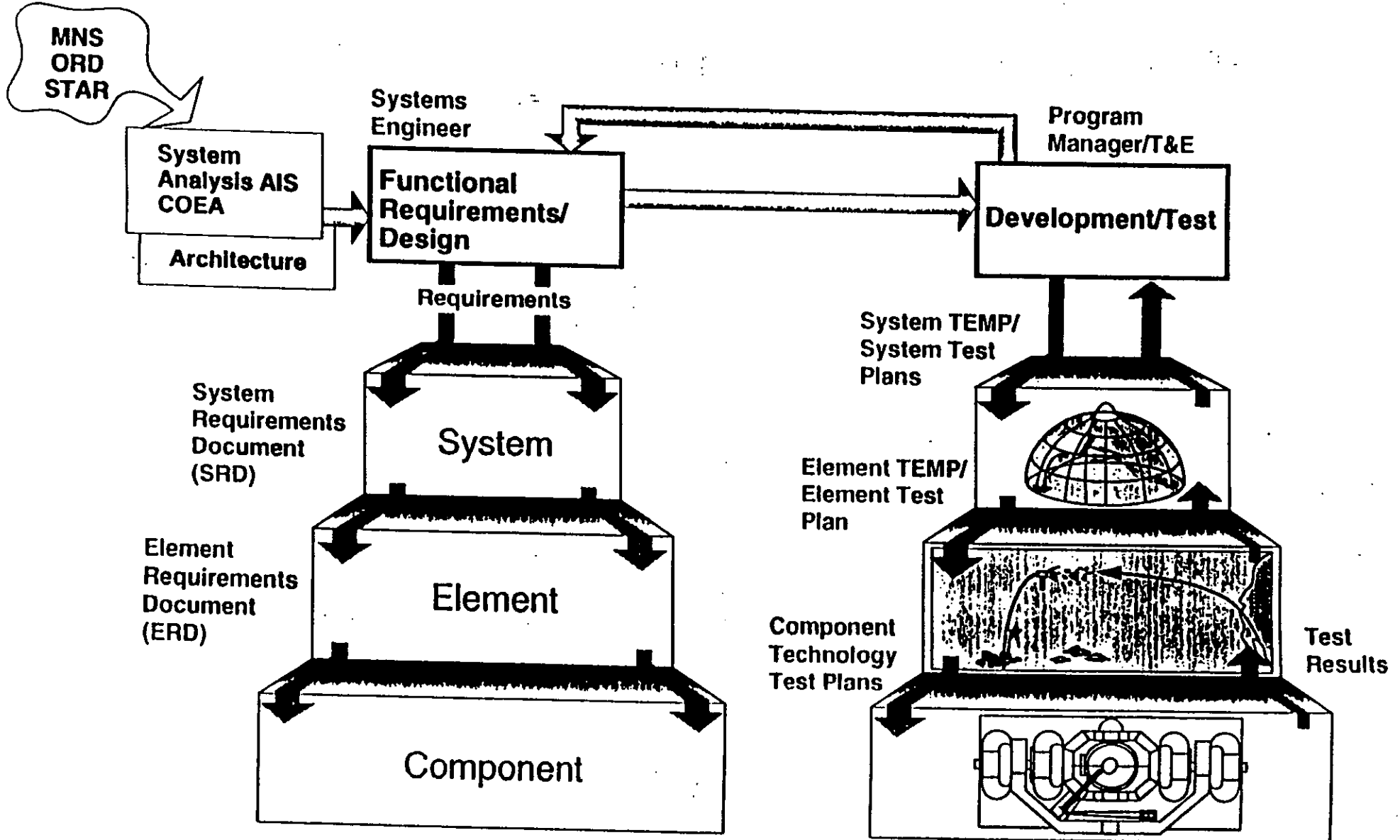
- Conduct Objective Test and Evaluation.
- Provide Accurate, Timely Information on Test Activities.
- Support National and Programmatic Decision Makers.

Through:

- Coordinated Test Planning;
- Efficient Test Resource Management;
- Comprehensive Civil Engineering Support (MILCON, Environmental, Site Activation);
- Responsive Test Operations Services;
- Independent Evaluation.



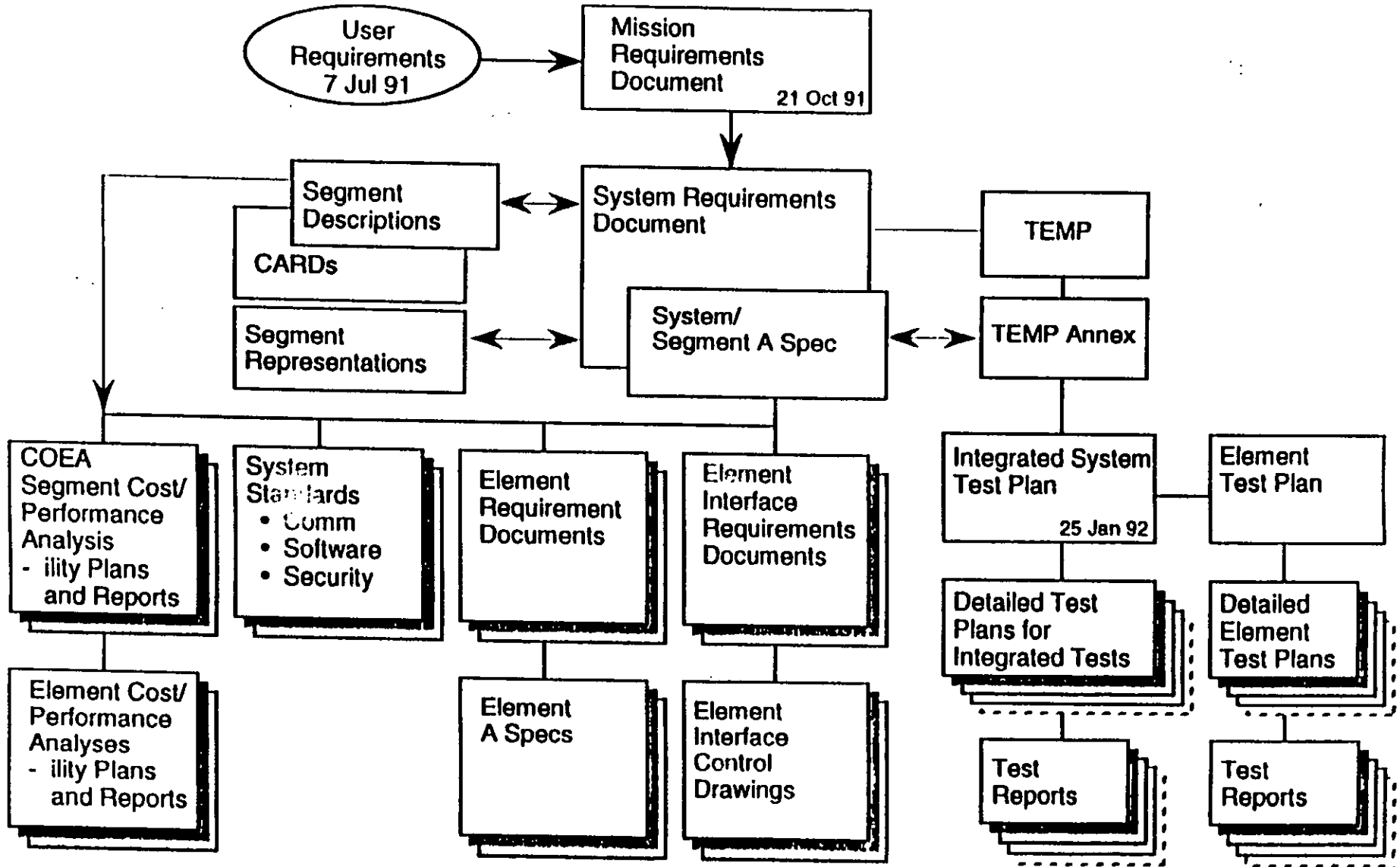
Planning Process



(13)

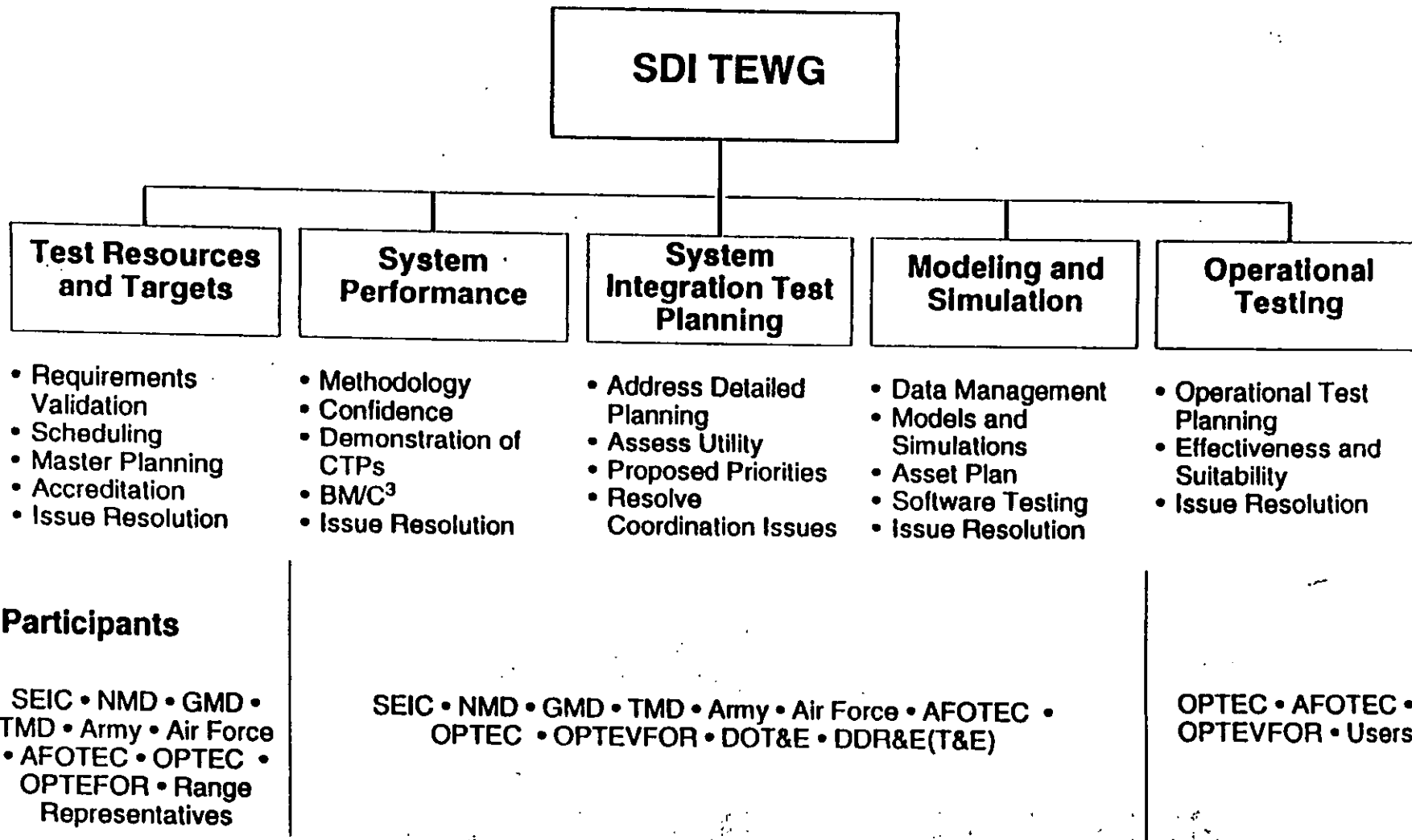


Definition and Control of GPALS Segment Design Baseline



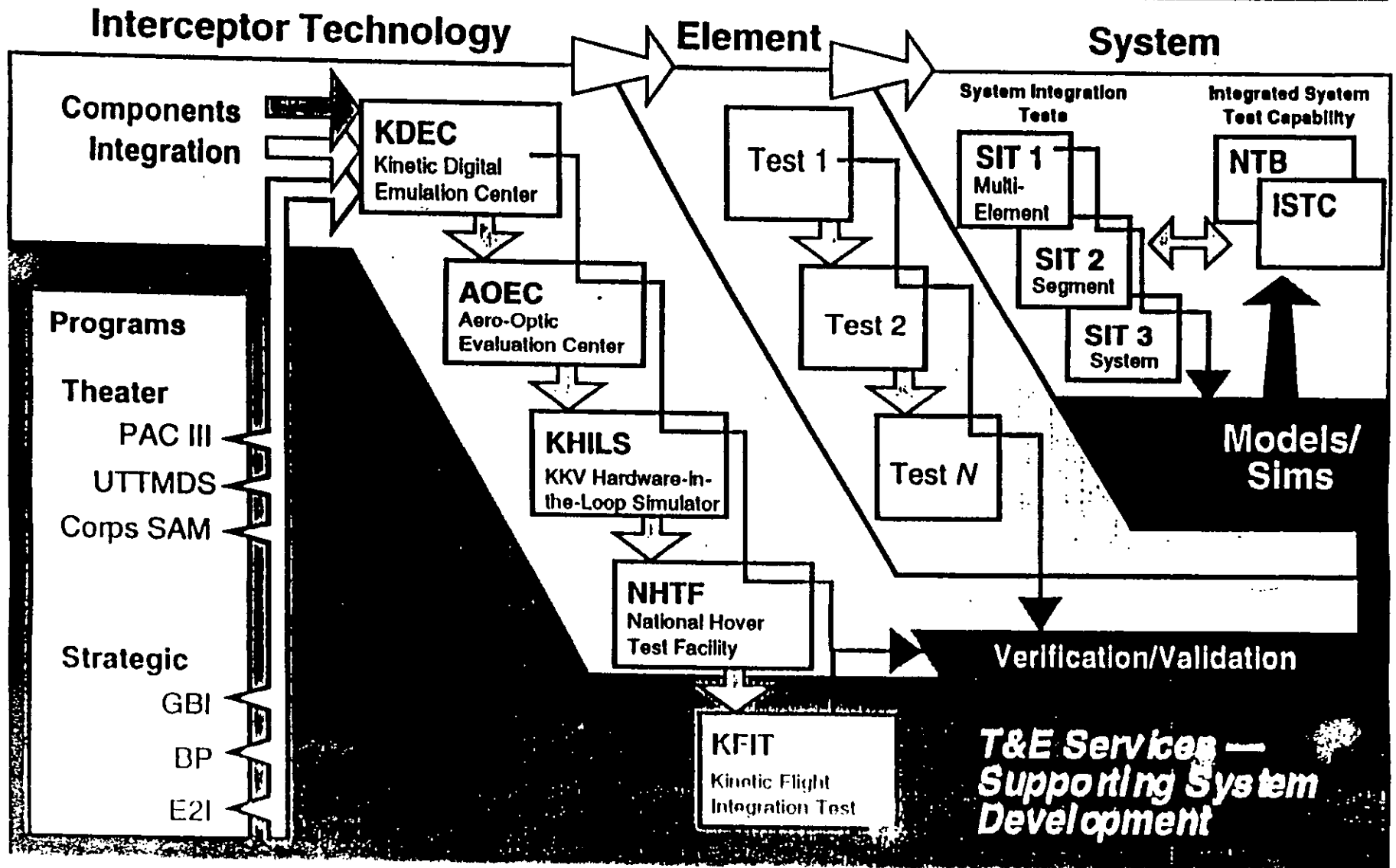


SDI TEWG Subcommittees





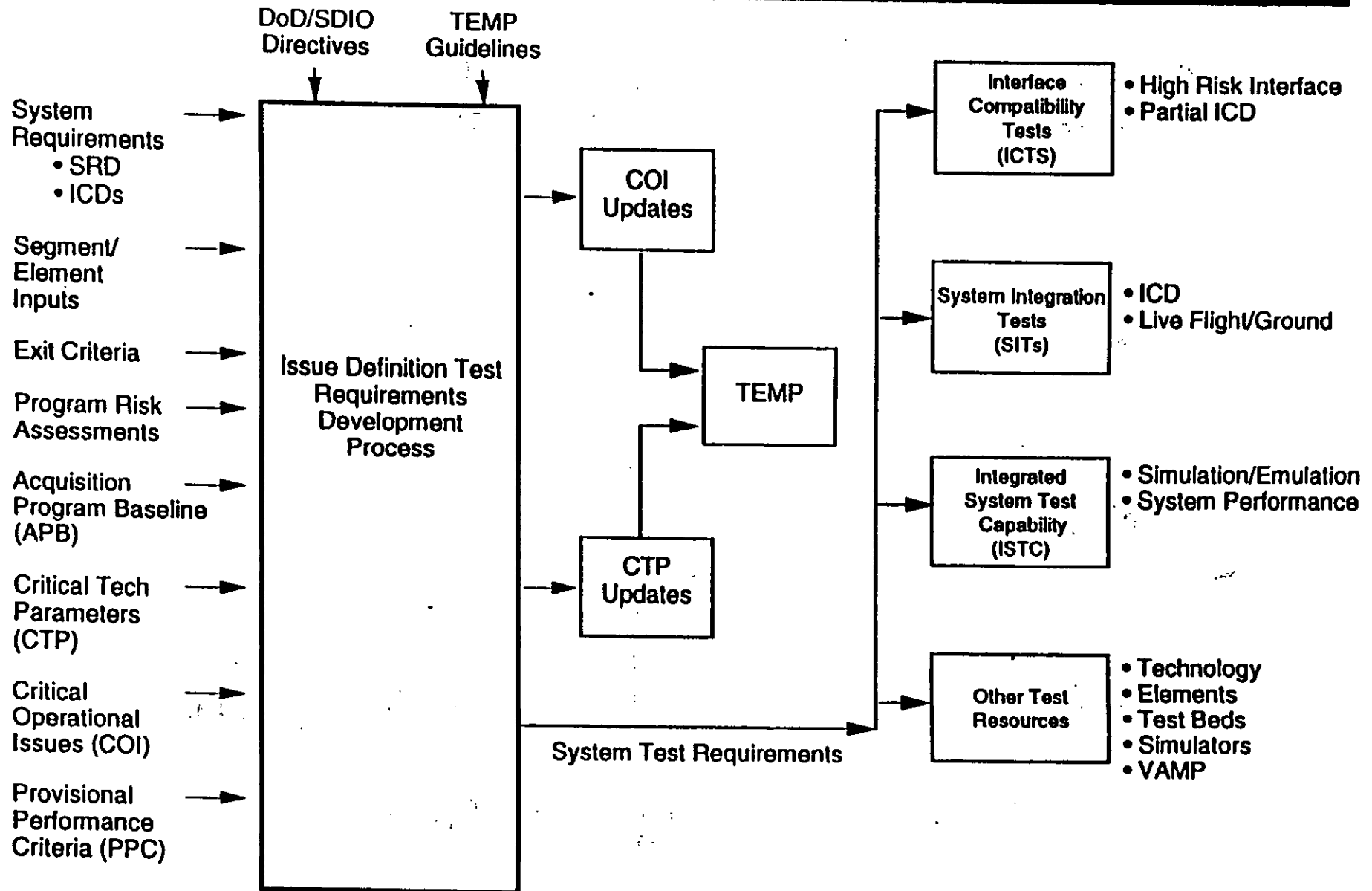
Sample Test Process



(1)



Test Requirements Development/Allocation





System Test Concept Supports

- Development Testing
- Operational Testing
- User Testing
- P³I Testing





System Integration Tests

Objective

Initiate an Effort to Develop a Cost Effective Approach to Resolve System Integration Issues Using SITs and the ISTC as a Part of an Overall Test Program.

Approach

- Force Requirements Flow Down
 - Define Performance Envelopes
 - Identify Critical Issues
 - Map Issues to Test Requirements

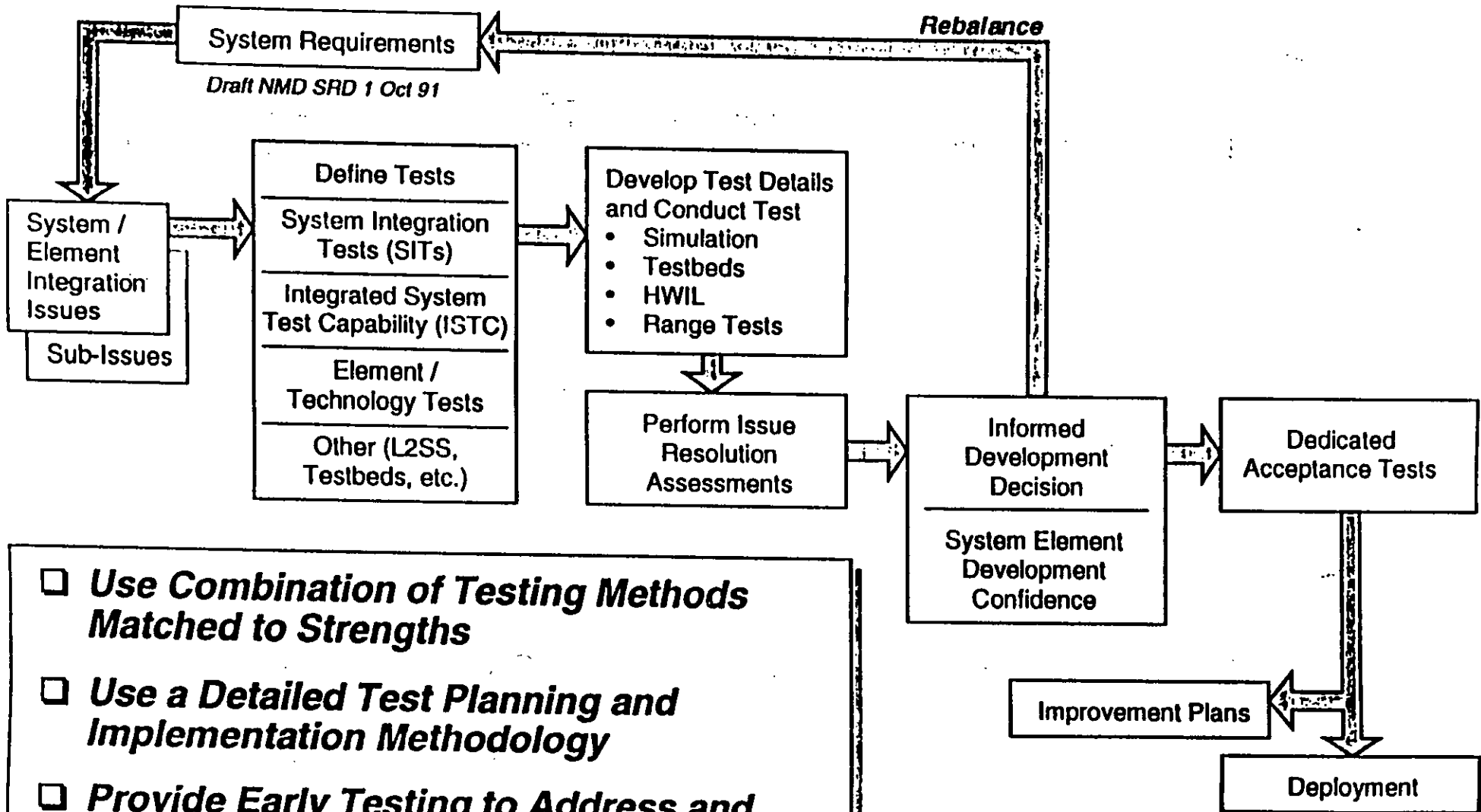
- Develop Integrated Testing Strategy
 - Identify Live Testing Requirements
 - Coordinate System Testing Activities

- Determine Executive Agent(s)
 - Planning/Execution/Evaluation

- Use Proven Experience and Resources



Approach to Design of System Integrated Tests



- Use Combination of Testing Methods Matched to Strengths**
- Use a Detailed Test Planning and Implementation Methodology**
- Provide Early Testing to Address and Resolve Issues**



Current Status

Requirements That Should Be Tested

Requiring Ref	Req #	MOP(s) #	MOP Req #
SRD 3.2.1.1.3.2.1.2	R 1	1	1
SRD 3.2.1.1.3.1.1.6	R 2	2, 3	2, 2.5
SRD 3.2.1.1.3.1.b	R 3	4, 5	3
SRD 3.2.1.1.3.3.2.5	R 4	6	4
SRD 3.2.1.1.3.3.2.5	R 5	7	5
SRD 3.2.1.2.1	R 6	8	6
SRD 3.2.1.1.2.1	R 7	9	7
SRD 3.2.1.1.3.1	R 8	10	8
SRD 3.2.1.1.3.2.1.2	R 9	11	9
SRD 3.2.1.1.3.2.1.2	R 10	12	10
SRD 3.2.1.1.3.2.1.2	R 11	13	11
SRD 3.2.1.1.3.2.1.3	R 12	14	12
SRD 3.2.1.1.3.2.2.1.1.c	R 13	15	13
SRD 3.2.1.1.3.3	R 14	16	14
SRD 3.2.1.1.3.3.1	R 15	17	15
SRD 3.2.1.1.3.3.2	R 16	18	16
SRD 3.2.1.1.3.3.2.b	R 17	19	17
SRD 3.2.1.1.3.3.3.a	R 18	20	18
SRD 3.2.1.1.3.1.1.2.b	R 19	21, 22	19, 19.5
SRD 3.2.1.1.3.1.1.4.b	R 20	23	20, 20.5, 20.6
SRD 3.2.1.1.3.1.1.4.c	R 21	24	21, 21.5
SRD 3.2.1.1.3.1.1.4.d	R 22	25	22, 22.5
SRD 3.2.1.1.3.1.1.4.e	R 23	26	23
SRD 3.2.1.1.3.1.2.2.b	R 24	27, 28	24, 24.5
SRD 3.2.1.1.3.1.2.4.b	R 25	29	25, 25.5, 25.6
SRD 3.2.1.1.3.1.2.4.c	R 26	30	26, 26.5
SRD 3.2.1.1.3.1.2.4.d	R 27	31	27, 27.5
SRD 3.2.1.1.3.1.2.4.e	R 28	32	28

Traceability

CTP
Battle Management
Surveillance
Surveillance
Communications
Battle Management
Battle Management
Human-In-Control
Surveillance
Battle Management
Battle Management
Battle Management
Battle Management
Kill Effectiveness
Kill Effectiveness
Battle Management
Kill Effectiveness
Communications
Kill Effectiveness
Surveillance
Battle Management
Battle Management
Kill Effectiveness
Surveillance
Surveillance
Battle Management
Battle Management
Kill Effectiveness
Surveillance

Critical Issues That Can be Tested

Decomposed CTP	MOP	Units
Intercept Success	1	sec
Impact Point Prediction	2, 3	km, sec
Surveillance Tasking Response	4, 5	sec, sec
Reporting Capability	6	sec
Simultaneous Engagement	7	sec
Data Combination	8	sec
Threat Decision Support	9	sec
Surveillance Tasking Plans	10	sec
Kill Data Rate	11	sec
True Report	12	—
False Report	13	—
Keep Out Zone	14	sec
Weapon Tasking Plans	15	—
Minimum Engagement	16	—
Interceptor Select	17	sec
System Authorization	18	—
Receipt Report	19	sec
Effectiveness Value	20	—
Passive Search	21, 22	km, km/sec
Passive Commit Target Accuracy	23	meters
Final Uplink Target Accuracy-Passive	24	meters
Position of Object, Endgame-Passive	25	meters
Post-Intercept Passive Track	26	sec
Active Search	27, 28	km, km/sec
Active Commit Target Accuracy	29	meters
Final Uplink Target Accuracy-Active	30	meters
Position of Object, Endgame-Active	31	meters
Post-Intercept Active Track	32	sec



SIT Planning Matrix

Opportunity	Prop. SIT No.	Involved Elements						Scheduled	ISTC	Targets	Remarks
		C2E	GBR	GSTS	GBI	EWS	BE				
1		Surr Funct	KREMS	AMOS AST	ERIS FTV 2	X		2/92		1	Sensor Weapon Handover KREMS-Lmt'd GBR Functionality
2		Surr Funct	KREMS	(EDX) AMOS AST	ERIS FTV-4	X	(MSX)	2/93		1	Acquire, Track, Disc., Engage. KREMS-Lmt'd GBR Functionality (EDX, MSX if Available)
3		Bld #2	GBR	1 GSTS	1 GBI	X		1/95	12 Node	1	Sensor Handover; GBI not integrated (Data Merge Post Test)
4		Bld #2	GBR	1 GSTS	1 GBI	X	(1 BE)	3/95	12 / 38 Node	1	Full 1 on 1 Engagement with C2E (Bld #2)
5		Bld #3	GBR	2 GSTS	2 GBI	X	(1 BE)	1/96	38 Node	1	Full 2 on 1 Engagement with C2E (Bld #3); Tactical H/W
6		Bld #3	GBR	2 GSTS	Multiple GBI	X	(1 BE)	2/96	38 / 100 Node	2	Full 4 on 2 Engagement with C2E (Bld #3); Tactical H/W; S/W
7		Bld #3	GBR	2 GSTS	Multiple GBI	X	(1 BE)	4/96	38 / 100 Node	2	Dedicated OT (4 on 2)

Significant Resources

- 1 GBR
- 15 GBI
- 9 Targets
- 8 GSTS
- Tactical Launch System at KMR
- C2E Bld #3 H/W - S/W, Needed 4Q95, or very early 96.

(17)



SIT Planning Matrix

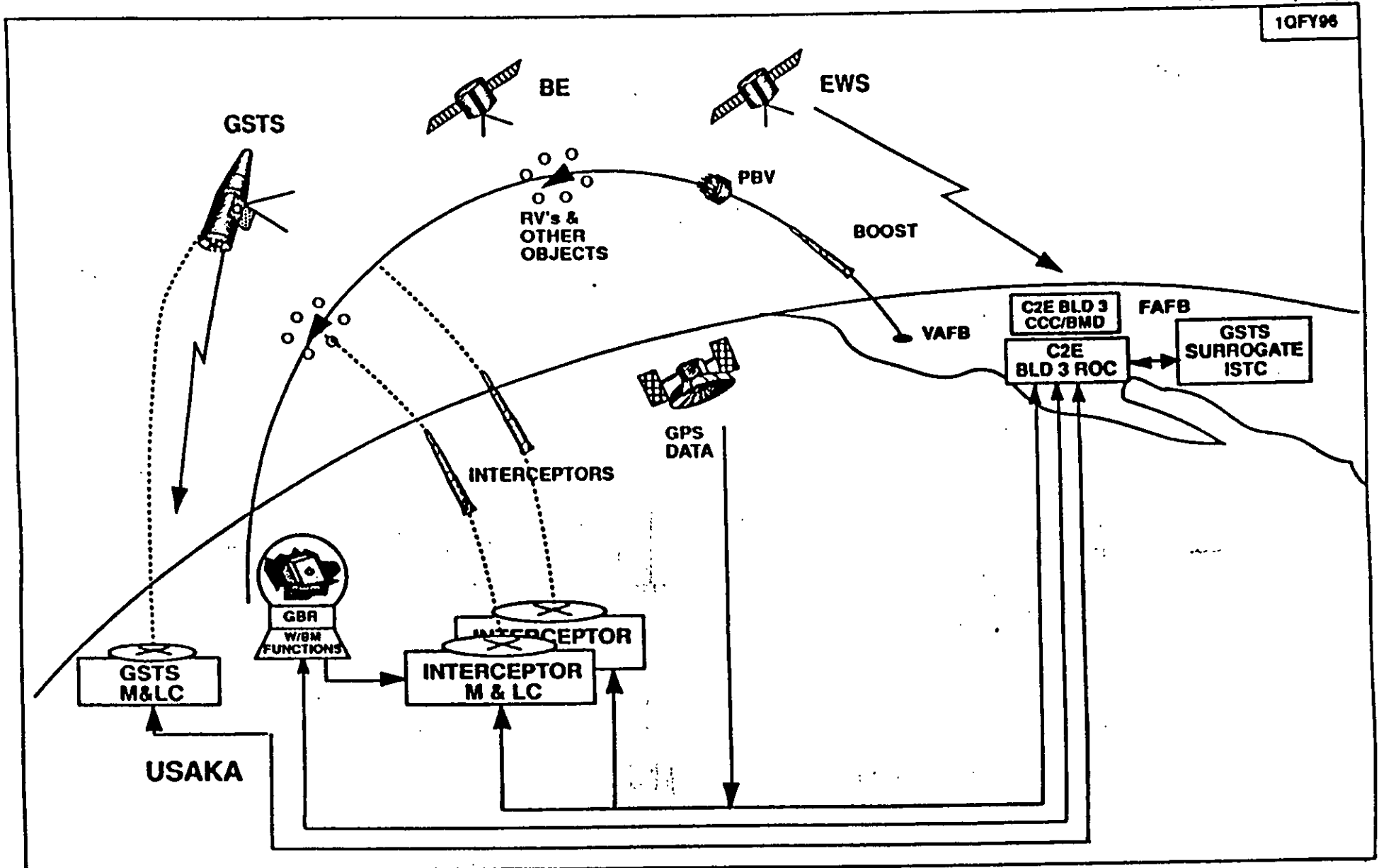
Opportunity	Prop. SIT No.	Involved Elements						Scheduled	ISTC	Targets	Remarks
		C2E	GBR	GSTS	GBI	EWS	BE				
1		Surr Funct	KREMS	AMOS AST	ERIS FTV 2	X		2/92		1	Sensor Weapon Handover KREMS-Lmtd GBR Functionality
2		Surr Funct	KREMS	(EDX) AMOS AST	ERIS FTV-4	X	(MSX)	2/93		1	Acquire, Track, Disc., Engage. KREMS-Lmtd GBR Functionality (EDX, MSX if Available)
3		Bld #2	GBR	1 GSTS	1 GBI	X		1/95	12 Node	1	Sensor Handover; GBI not Integrated (Data Merge Post Test)
4		Bld #2	GBR	1 GSTS	1 GBI	X	(1 BE)	3/95	12 / 38 Node	1	Full 1 on 1 Engagement with C2E (Bld #2)
5		Bld #3	GBR	2 GSTS	2 GBI	X	(1 BE)	1/96	38 Node	1	Full 2 on 1 Engagement with C2E (Bld #3); Tactical H/W
6		Bld #3	GBR	2 GSTS	Multiple GBI	X	(1 BE)	2/96	38 / 100 Node	2	Full 4 on 2 Engagement with C2E (Bld #3); Tactical H/W; S/W
7		Bld #3	GBR	2 GSTS	Multiple GBI	X	(1 BE)	4/96	38 / 100 Node	2	Dedicated OT (4 on 2)
		Significant Resources		<ul style="list-style-type: none"> • 1 GBR • 15 GBI • 9 Targets 	<ul style="list-style-type: none"> • 8 GSTS • Tactical Launch System at KMR • C2E Bld #3 H/W - S/W, Needed 4Q95, or very early 96. 						

17

SIT 5, SYSTEM DEMONSTRATION RANGE TEST (2 ON 1)

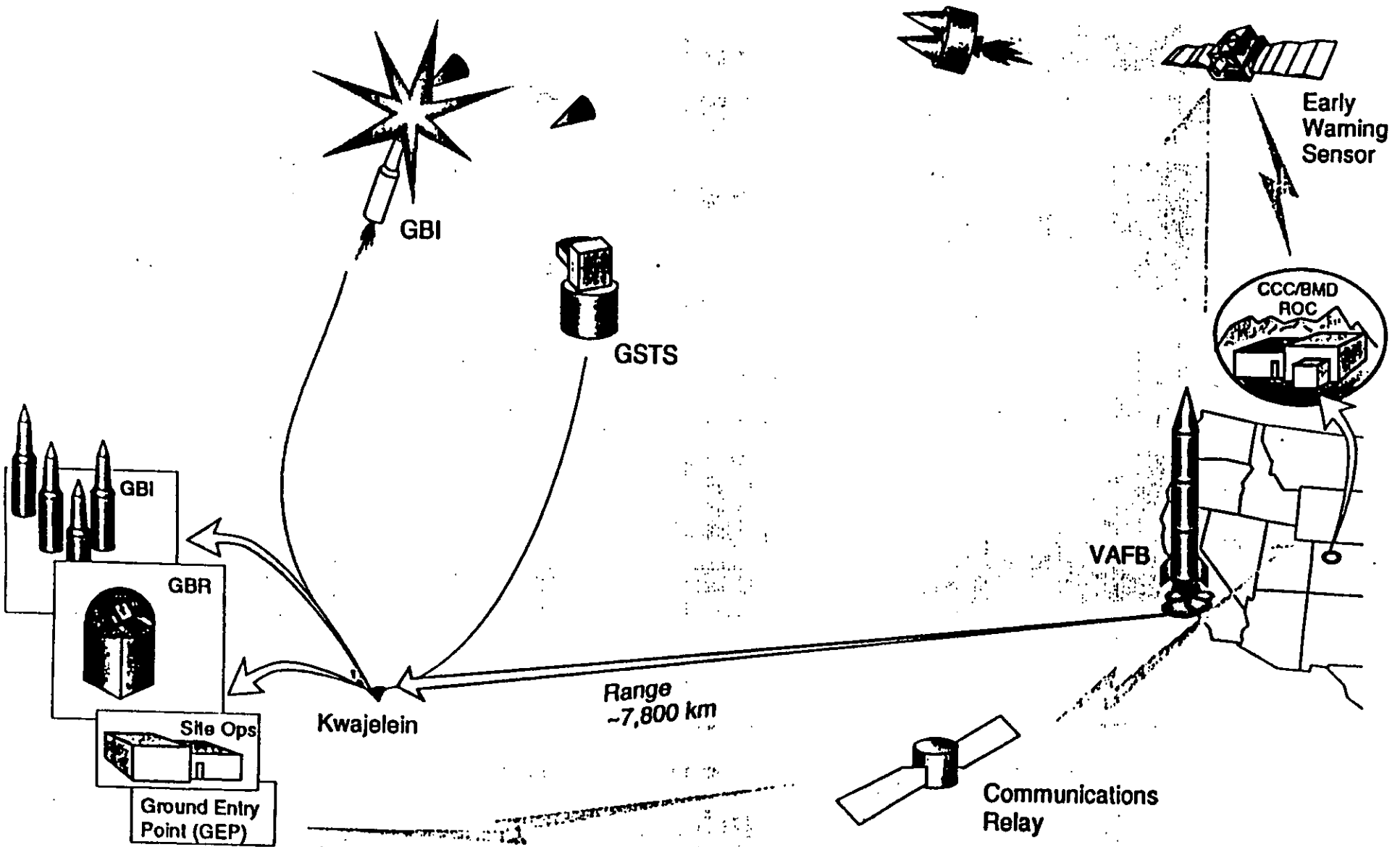
I-911120-04 (0323)

1QFY96





NMD Test Scenario





Preliminary Mapping of 28 "Testable Requirements" Traced to SITs

NMD Issue Categories & CTPs	Req't No.	1 2/92	2 2/93	3 1/95	4 3/95	5 1/96	6 2/96	7 4/96
SURVEILLANCE								
Impact Point Prediction	2							
Surveillance Tasking Response	3							
Surveillance Tasking Plans	8							
Passive Search	19							
Post-Intercept Passive Track	23							
Active Search	24							
Post-Intercept Active Track	28							
BATTLE MANAGEMENT								
Intercept Success	1							
Simultaneous Engagement	5							
Data Combination	6							
Kill Date Rate	8							
True Report	10							
False Report	11							
Keepout Zone	12							
Interceptor Select	15							
Passive Commit Target Accuracy	20							
Final Uplink Target Accuracy-Passive	21							
Active Commit Target Accuracy	25							
Final Uplink Target Accuracy-Active	26							
COMMUNICATIONS								
Reporting Center	4							
Receipt Report	17							
KILL EFFECTIVENESS								
Weapon Tasking Plans	13							
Minimum Engagement	14							
System Authorization	16							
Effectiveness Value	18							
Position of Object, Endgame-Passive	22							
Position of Object, Endgame-Active	27							
HUMAN-IN-CONTROL								
Threat Decision Support	7							

	No/ Limited Relevant Data
	Some Data to Assess Requirement
	Data to Qualify Spec/ CTPs



Integrated System Test Capability

Objective

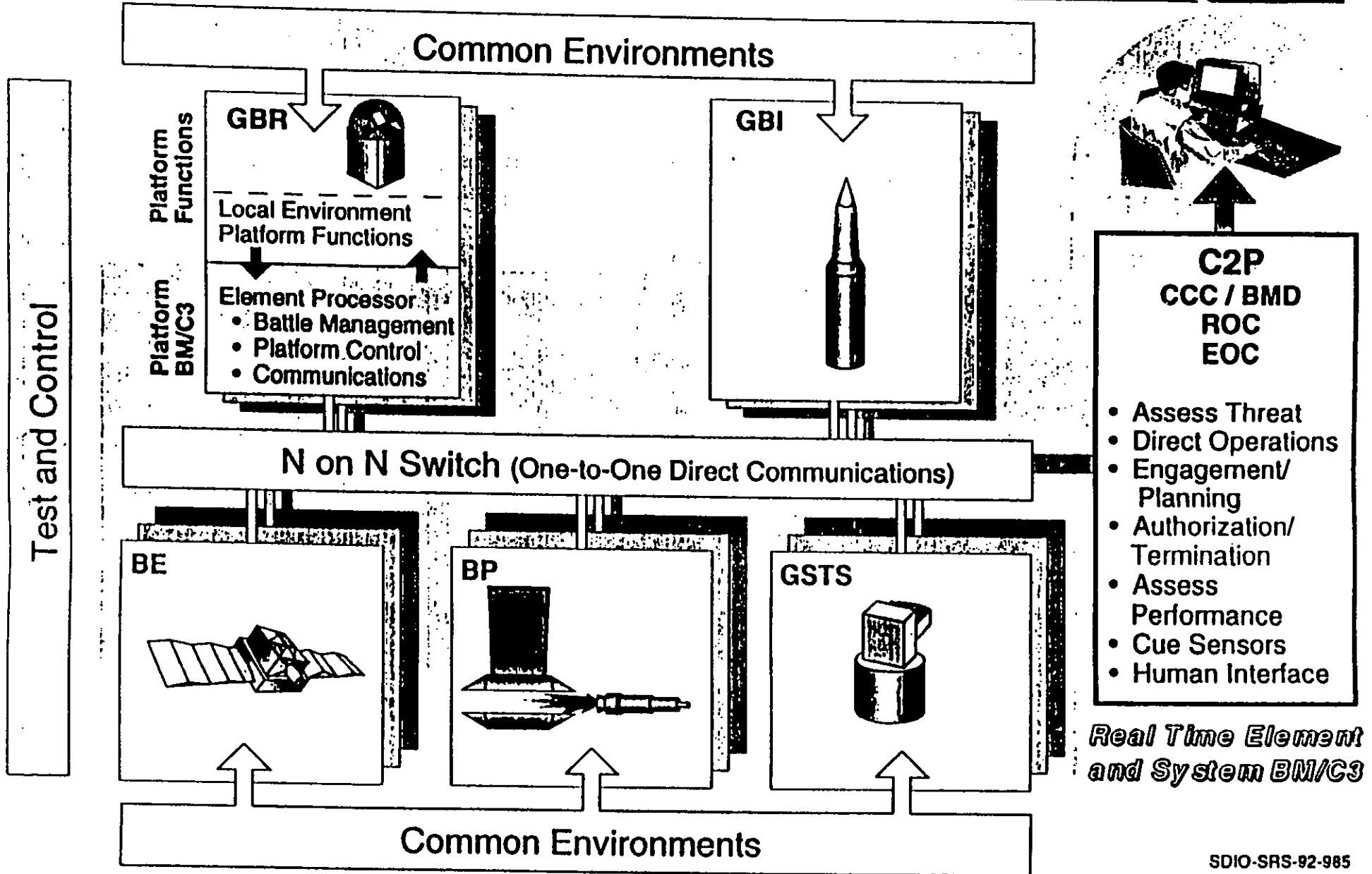
- Develop a Real-Time, HWIL Testing Capability To Conduct Statistically Significant Iterations for Integrated System Performance Assessment
- Provide the Ability to Extend the Test Envelope to Include Stressing Environments and Fully Representative System Operation

Approach

- Design the Tool to be a Valid Representation of the Full GPALS
 - Model Each Element Platform Independently in HW and SW
 - Incorporate Actual Element Hardware and Software
- Develop the ISTC to Support Engineering Integration, Operational Testing, and User Training
- Include DT and OT Representation in Development Process to Ensure ISTC Validation and Accreditation



ISTC Architecture



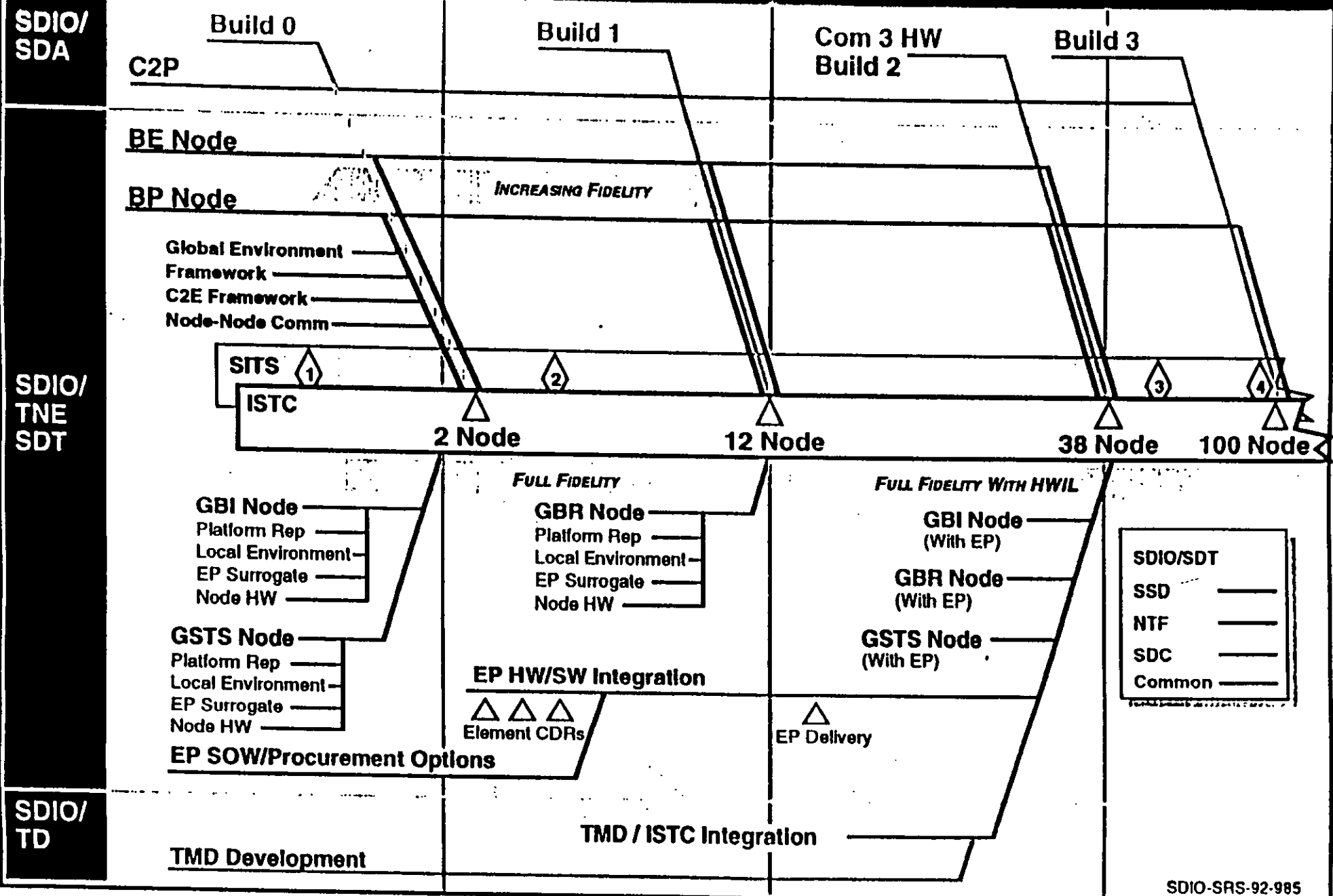


Integrated System Test Capability

- Provide Engineering Integration Between Elements
 - Algorithms
 - ICD Testing/Demonstration
- Predict Performance of USAKA System Integration Tests
- Validate System and Segment Performance
- Provide Operational Test Resource
- Provide User Training Resource

ISTC Development Activities

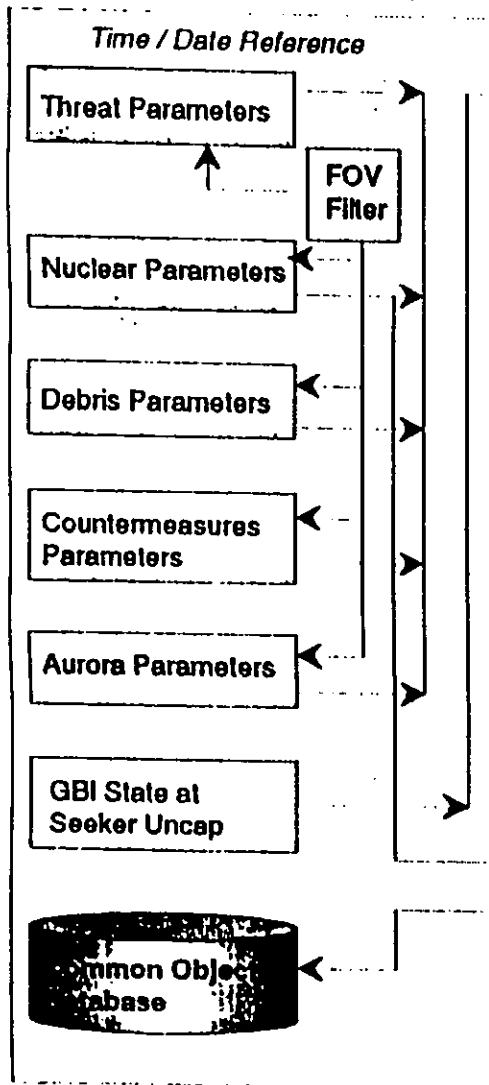
FY92 FY93 FY94 FY95



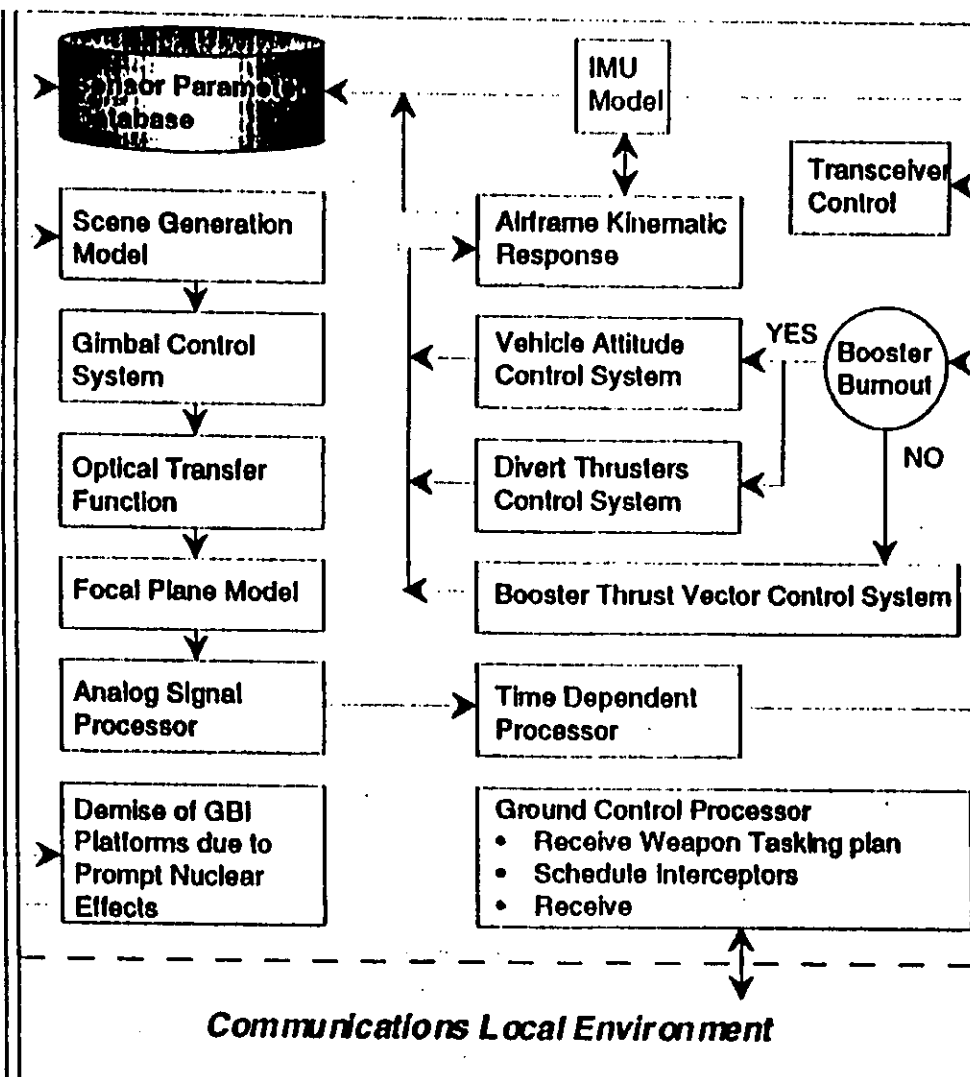


GBI Functional Flow

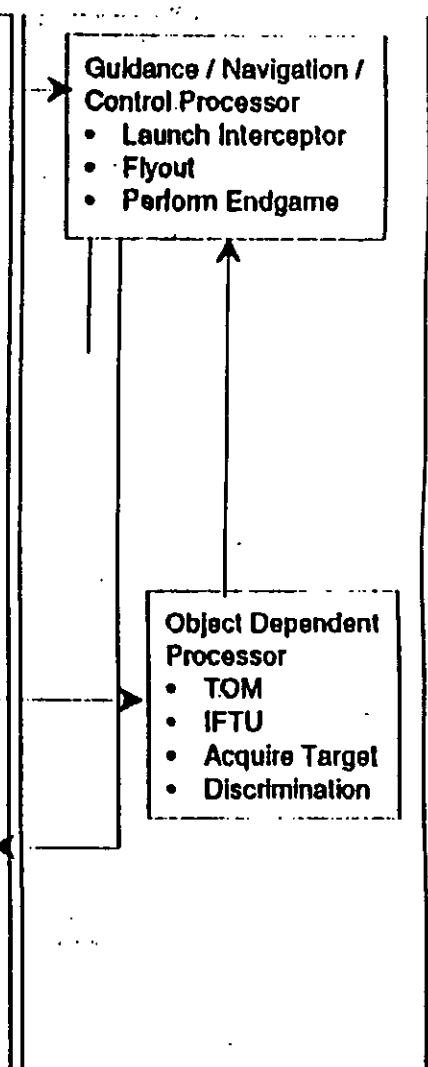
Common Environment



GBI Unique Environment



GBI Element Processor





C2E Functional Flow

Common Environment

Time / Date Reference

Threat Parameters

Nuclear Parameters

C2E Initial Positions
(at T_{zero})

C2E Unique Environment

CCE

TW / AA

NMCS

IOC

Communications Local Environment

C2E Element Processor

CCC /
BMD

BMD Attack
Assess / Characteristics

System Performance
Assessment

Engagement Authorization/
Termination

Select / Mod
Pro / DEO / ECD

ODC

ECD Selection

System Activation

Engagement Authorization/
Termination



ISTC Planning Matrix

ISTC Conflg	Involvement Elements							Sched.	ISTC	Targets	Remarks
	C2E	GBR	GSTS	GBI	COM3 HW	BE	BP				
0	Build 0		PL Rep LE EP Sur	PL Rep LE EP Sur				1/93	2 Node		<ul style="list-style-type: none"> Global Environment Framework C2E Framework
1	Build 1	PL Rep LE EP Sur	PL Rep LE EP Sur	PL Rep LE EP Sur				1/94	12 Node		<ul style="list-style-type: none"> Available for GPALS Utilization Use for SIT 3 Prediction
2	Build 2	PL Rep LE EP	PL Rep LE EP	PL Rep LE EP	X	PL Rep LE EP		1/95	38 Node		<ul style="list-style-type: none"> Use as NMD System Performance Tool Following SIT 3
3	Build 3	↓	↓	↓	↓	↓		1/96	38 Node		<ul style="list-style-type: none"> Use as GPALS System Performance Tool Allocate
4	Build 3	↓	↓	↓	↓	↓		1/97	XXX Node		<ul style="list-style-type: none"> 38 Node Tool to GPALS SIT Predictions
5	Build 4										
TBD											

PL Rep = Platform Representation
 LE = Local Environment
 EP = Element Processor
 Sur = Surrogate

61



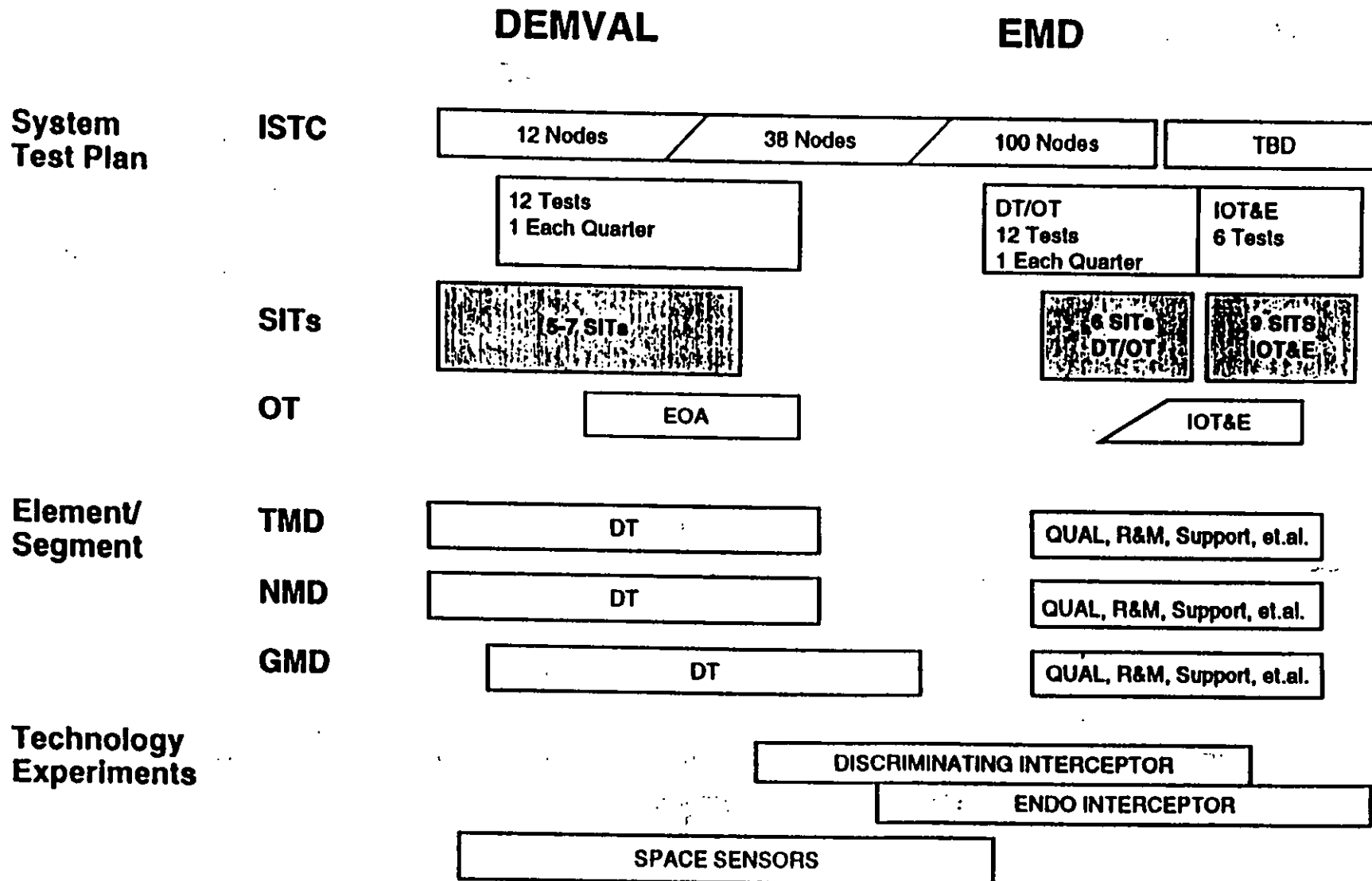
Element Impacts From System Testing

<i>ICTs</i>	<ul style="list-style-type: none"><input type="checkbox"/> Elements Required to Provide Windows of Opportunity in Their Test Schedules for Interface Testing with Other Elements of Critical Interface Functions / Requirements
<i>SITs</i>	<ul style="list-style-type: none"><input type="checkbox"/> Elements Required to Supply Test Articles in Sufficient Number to Meet Schedules for SIT Testing.<input type="checkbox"/> Test Articles Will be Functionally Complete "Platforms", e.g., A GBI, a GSTS, etc.
<i>ISTC</i>	<ul style="list-style-type: none"><input type="checkbox"/> Elements Required to Supply Test Articles in Sufficient Number to Meet Schedules for ISTC Testing.<input type="checkbox"/> Test Articles Will be Functionally Complete "Processors" with Hardware and Software, e.g., a GSTS "Object Dependent Processor", a GBI "Guidance / Navigation Control Processor", etc.



System CARD

SITs and ISTC Phasing





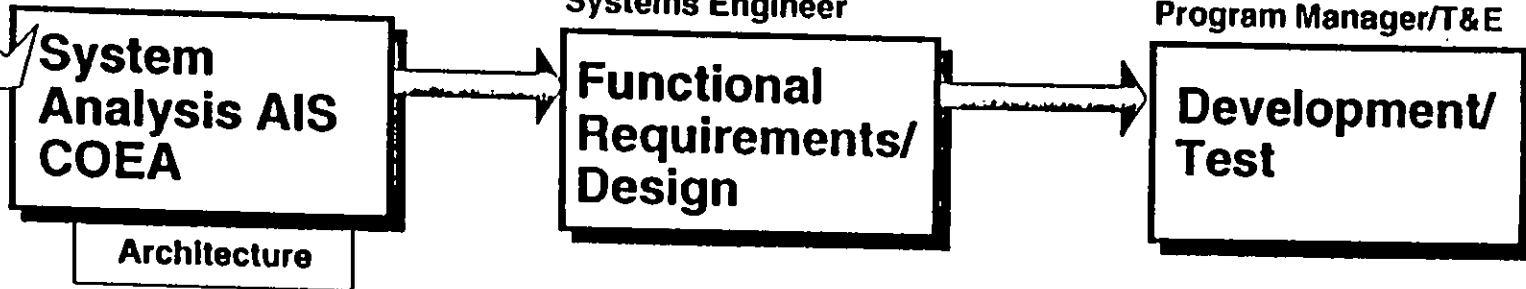
T&E Resources Policy

- Use Existing Test Resources Where Possible
- Before Initiating New Resources, Coordinate with T&E
- Consolidate Existing Resources



Test Resources

MNS
ORD
STAR



**Testbeds (TB)
(Models/Sims)**

Facilities

Mobile Assets

Ranges

**Data Center
Targets**

EADTB, UKTB, ISTB
BP SIM

Level 1 System
Simulator (L1SS)
KDEC
Various Engineering
Models

L2SS
ISTC
Surveillance (STB)
Weapons (WTB)

C2TB
CNE
HICTB

C2 Prototype
(C2P)

LSTC (7V / 10V) , KHILS, NHTF, AMOS,
CERES, Milstone Hill Radars

USNS Redstone, AST, HALO, ARGUS, COBRA EYE ,
COBRA JUDY, COBRA BALL

USAKA, Wake Island, ESMC LC20
WSMC, WSMR, PMRF

Plume, Midcourse, Background

TTV, ATV, SMRV, ODES, PENARDS,
STARS, MM, ...



Civil Engineering and Environmental

Advance Planning Activities

- Environmental Documentation and Siting Analysis
- Real Property Engineering Studies
- Facility Design Requirement Definition
- Geologic and Topographic Surveys
- Site Activation Facilities
- Facility Refurbishment
- Construction Contracts Anticipated in FY93



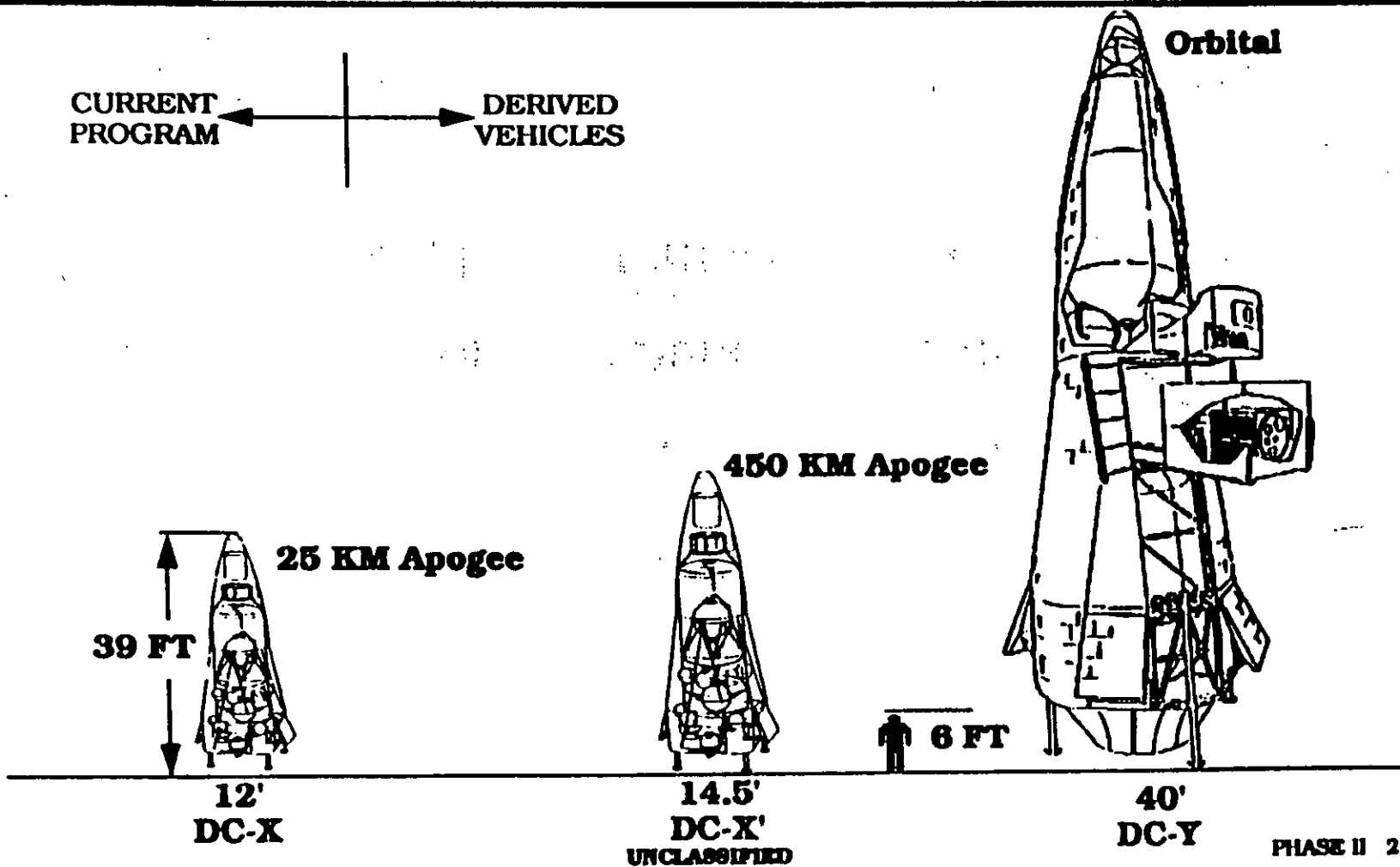
Test Operations

- FY93 Procurement
- Full and Open Competition
- Suborbital Launch Services for FY94-97
- Number of Launches TBD



UNCLASSIFIED

POTENTIAL DERIVED VEHICLES





UNCLASSIFIED

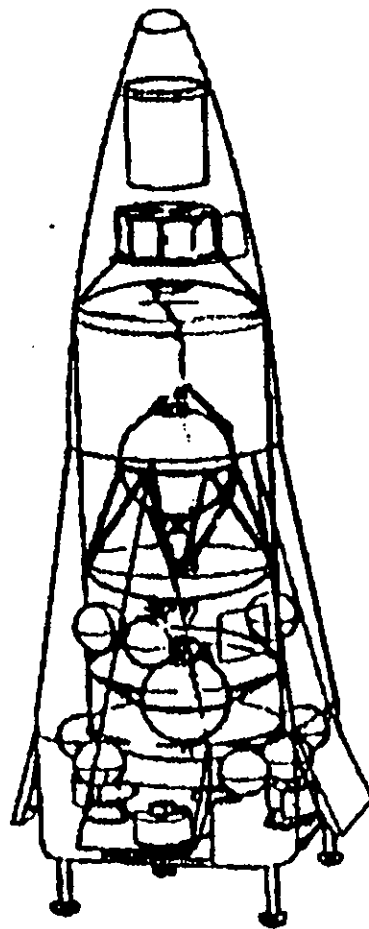
PHASE II DC - X DESIGN 1/3 SIZE OF DC-Y

MATERIALS & STRUCTURES

- Aluminum & Steel Tanks
- Aluminum Intertank & thrust structure
- Graphite epoxy aeroshell

REACTION CONTROL SYSTEM


- GO_2/GH_2 Thrusters



UNCLASSIFIED

PROPULSION SYSTEM

- Four RL-10's modified for sea level start & throttling



VEHICLE CHARACTERISTICS

Base diameter	12 ft
Vehicle height	39 ft
Gross lift-off weight	35,980 lb
• Payload experiment	500 lb
Empty weight	15,940 lb

PHASE II 4



UNCLASSIFIED

SCHEDULE

INCREMENTAL DEVELOPMENT APPROACH

FISCAL YEAR	90	91	92	93	94	95	96	97	98	99	00
Phase I Concept Exploration	Design Selection		Final Reviews		\$15M	4-WAY AIRFRAME COMPETITION					
Phase II Prototype Design & Flight Demonstration		RFP	ATP	IDR	FDR	DC-X Fabrication	Flight Test		\$60M		
Phase III Experimental Prototype						DC-Y Prototype Design	Hardware Demos				
Phase IV Operational System							1st Flight	SSTO			IOC

■ COMPLETED

NON SDIO ACTIVITIES

UNCLASSIFIED

PHASE II 6

(3)

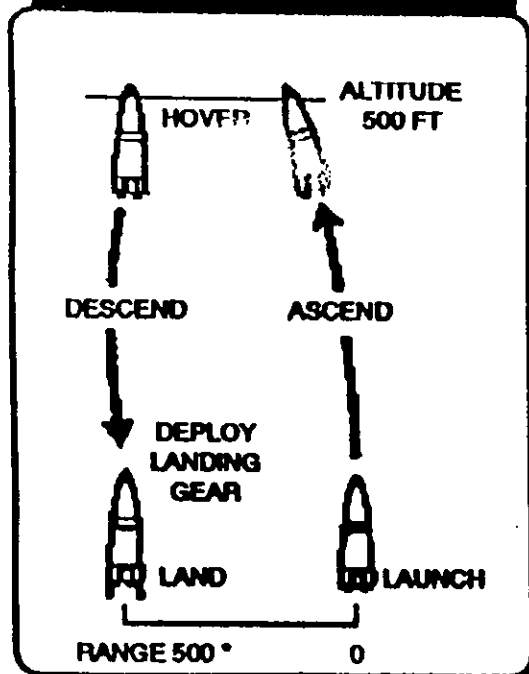


UNCLASSIFIED

PHASE II WSMR FLIGHT TEST PROGRAM

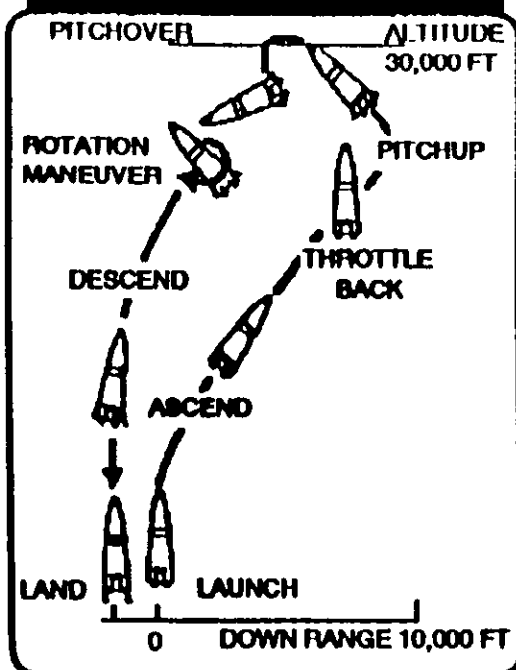
AIRCRAFT ENVELOPE EXPANSION - - NO DESTRUCT PACKAGE

FLIGHT TEST SERIES 1



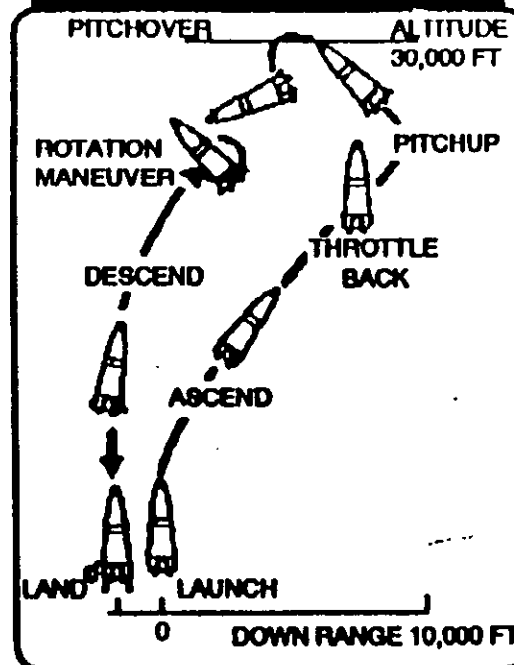
- LAUNCH & ASCEND
- DIFFERENTIAL THROTTLING CONTROL
- RCS ROLL CONTROL
- DESCEND & LAND

FLIGHT TEST SERIES 2



- AERODYNAMIC LIFT UNDER LOWER POWER THROUGH APOGEE
- ROTATION MANEUVER


FLIGHT TEST SERIES 3



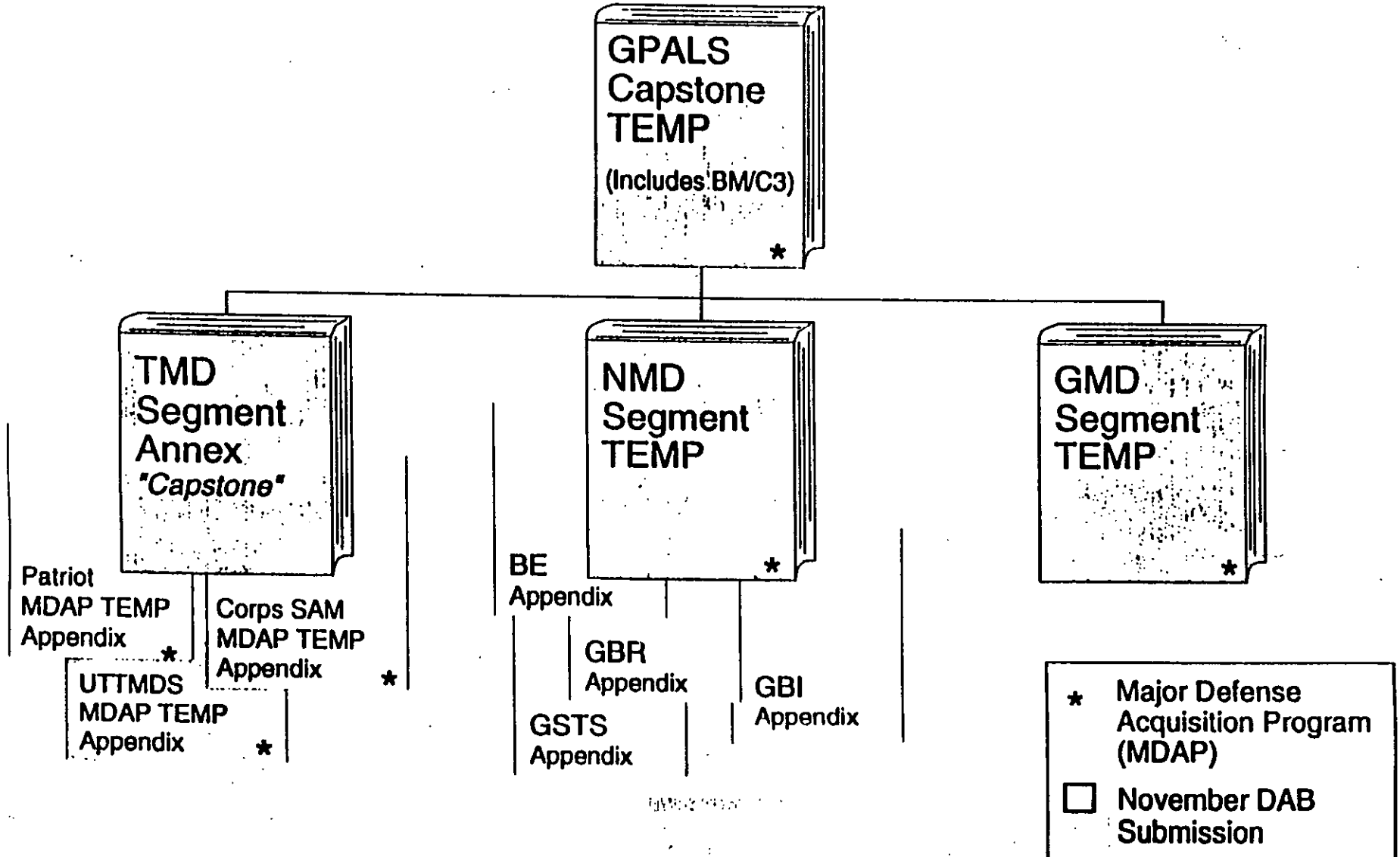
- EXPAND FLIGHT ENVELOPE
- DEMONSTRATE O&S GOALS
 - 3 DAYS TURNAROUND
 - RESPONSIVE CALL-UP

UNCLASSIFIED

PHASE II 5

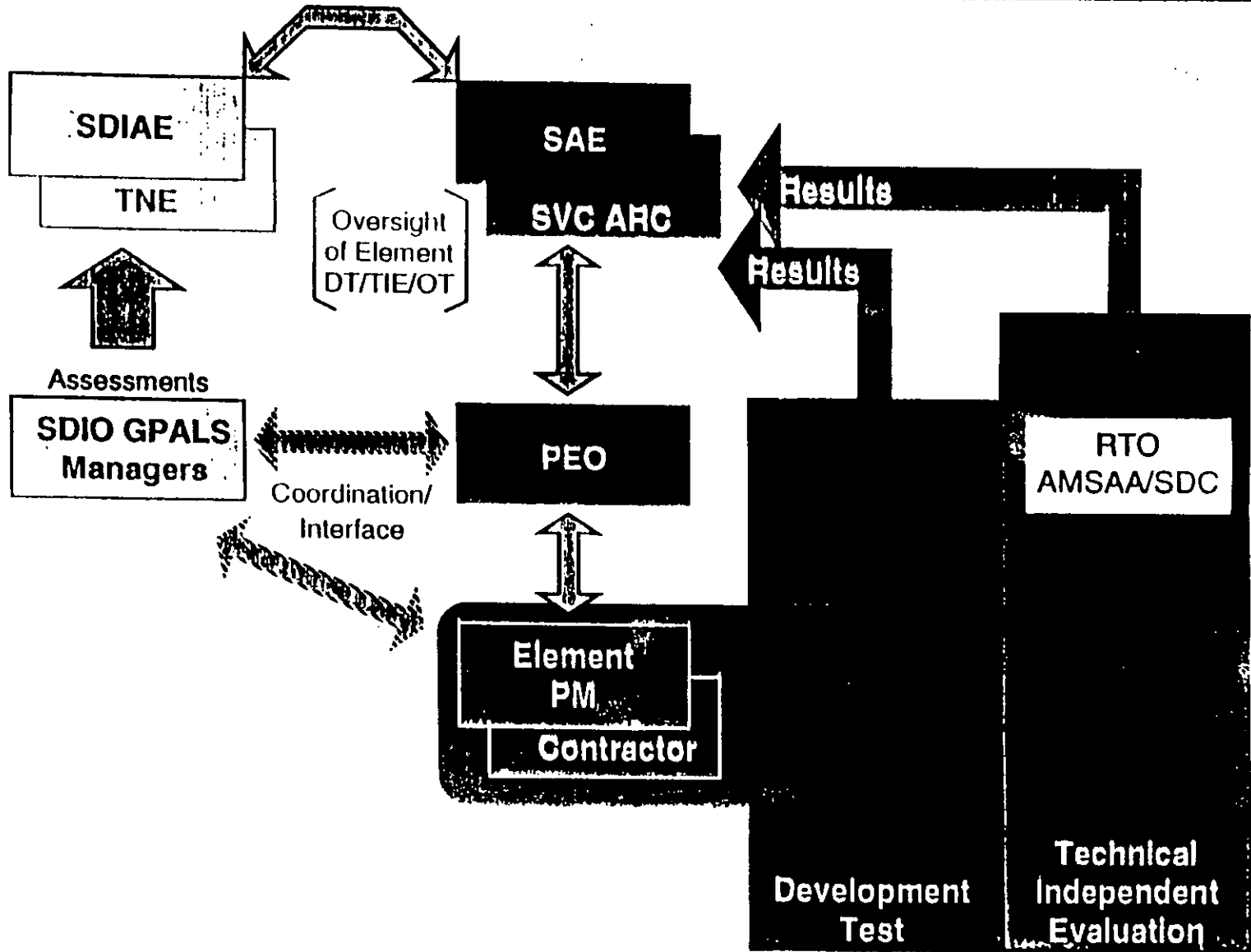


TEMP Structure



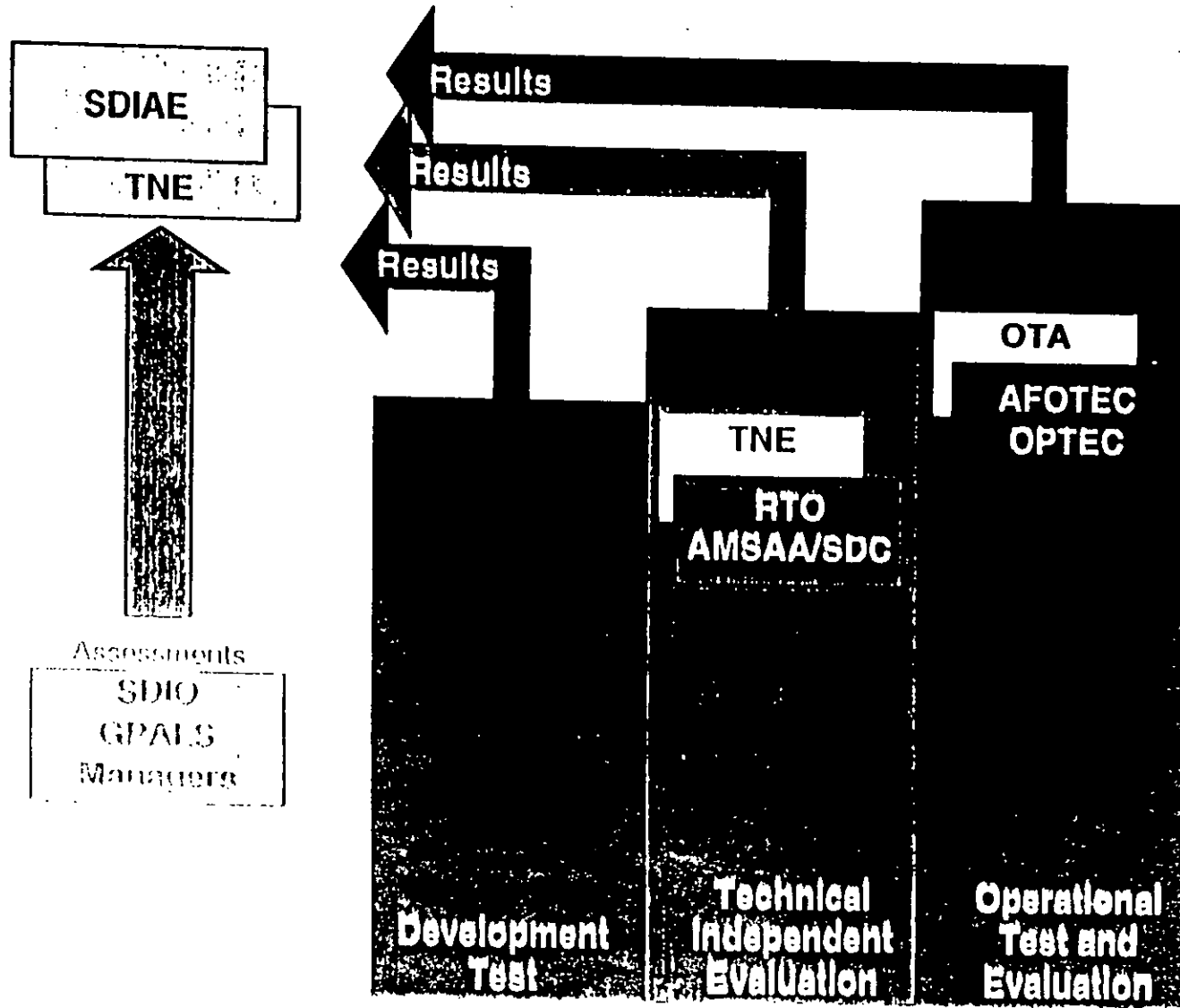


Element T&E





System / MDAP T&E





UNCLASSIFIED

OUTLINE


- The Goal**
- Lessons Learned**
- The Military Construction Process**
- NMD Facility Acquisition Timelines**
- Summary**

UNCLASSIFIED



UNCLASSIFIED

THE GOAL



UNCLASSIFIED



UNCLASSIFIED

LESSONS LEARNED

- Establish Clear Lines of Authority and Responsibility**
Fast Track Decisions
- Maintain Strong Executive Agent Control**
Identify Requirements Upfront
Specify Realistic Facility Standards
Actively Direct the Configuration Change Order Process
Ensure System & Facility Contractor Communications
- Make Civil Engineering Part of the "Acquisition Team"**
A/E Designer and Element System Contractor Partnership
Get User Involved Early and Keep Him Involved
- Keep NEPA Requirements and Timeliness Upfront**



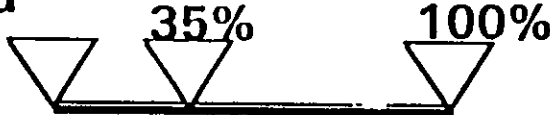

UNCLASSIFIED

UNCLASSIFIED



THE MILITARY CONSTRUCTION PROCESS

PLANNING DESIGN BUDGET PROGRAM
YEAR YEAR YEAR YEAR

	FY 1	FY 2	FY 3	FY 4	FY 5
Planning					
Programming					
Design					
Construction					

UNCLASSIFIED



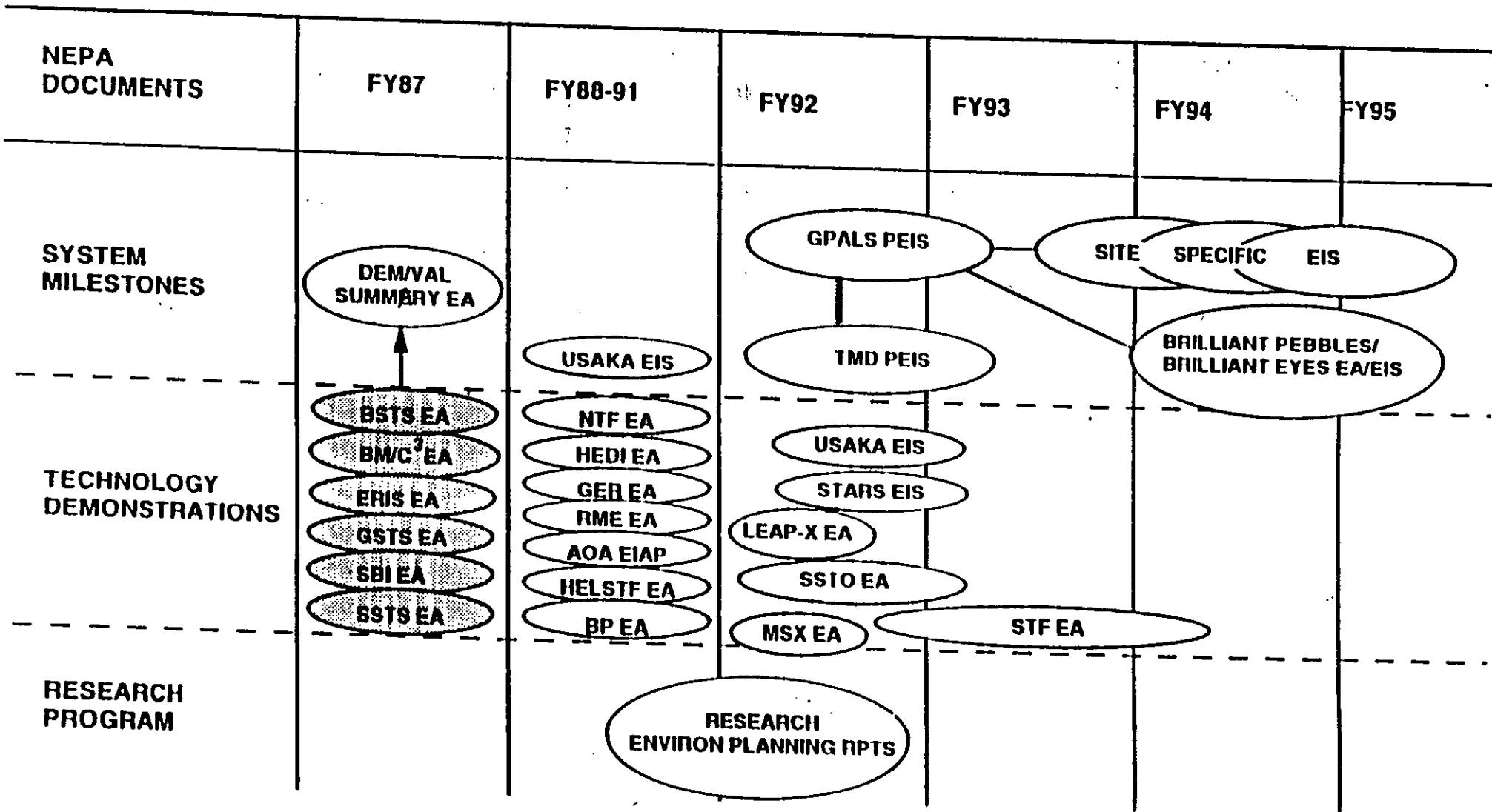
THE RDT&E CONSTRUCTION PROCESS

BUDGET PROGRAM
YEAR YEAR

	FY 1	FY 2	FY 3	FY 4	FY 5
Planning					
Programming	<p style="text-align: center;">Identification</p> <p style="text-align: center;">Funds Requested Funds Approved</p> <p style="text-align: center;">100%</p>				
Design					
Construction	<p style="text-align: center;">Obligated Const. Complete</p>				



SDIO NEPA COMPLIANCE STRATEGY



LEGEND

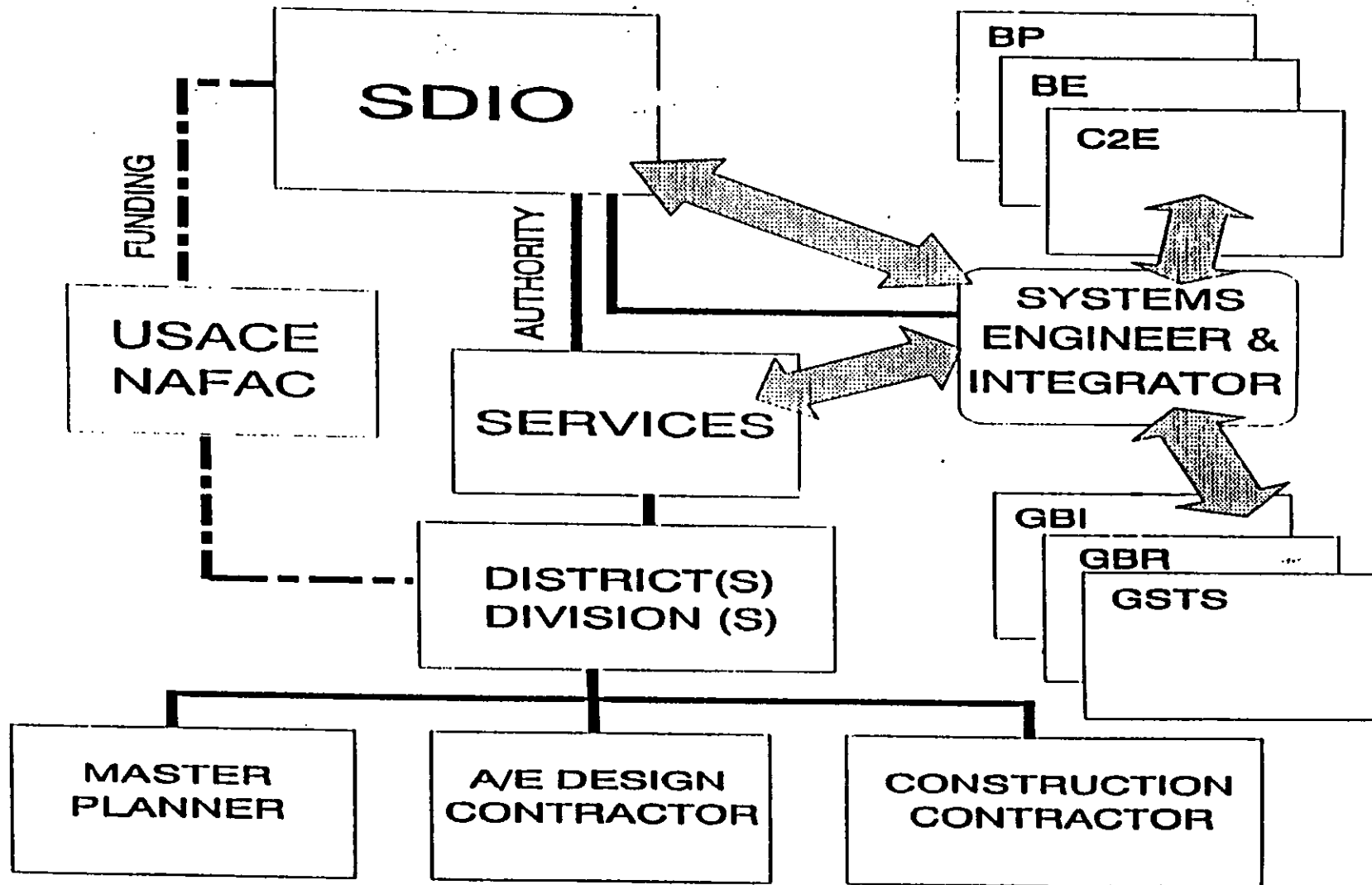
— Tiered Document

⋯ Reference Document



UNCLASSIFIED

IMPACT OF SYSTEMS ACQUISITION THE MILITARY CONSTRUCTION PROCESS



UNCLASSIFIED



UNCLASSIFIED

THE MILITARY CONSTRUCTION PROCESS

ROLES AND RESPONSIBILITIES

Congress

Provides Funds

SDIO (Executive Agent)

Executes PPBS Process

Ensures NEPA Compliance

Issues Authority & Funding to Executing Agents

Provides Congressional Interface

Directs SE & I Process

Provides Executive Oversight

UNCLASSIFIED



UNCLASSIFIED

THE MILITARY CONSTRUCTION PROCESS

ROLES AND RESPONSIBILITIES (CON'T)

Services (Executing Agent)

Establishes Site Specific Facilities Requirements

Assigned as Design/Construction Manager

Executes the Site Specific NEPA Process

Design/Construction Agent (USACOE, NAVFAC)

Executes Design/Construction Activity

Oversees Design/Construction Contractors

Installation Commander/System User

Establishes User Requirements

Accepts, Operates and Maintains Facilities and Systems

UNCLASSIFIED

NWD/OPALSACQ 28/12/01



UNCLASSIFIED

THE MILITARY CONSTRUCTION PROCESS

ROLES AND RESPONSIBILITIES (CON'T)

- Services (Executing Agent)**
 - Establishes Site Specific Facilities Requirements**
 - Assigned as Design/Construction Manager**
 - Executes the Site Specific NEPA Process**
- Design/Construction Agent (USACOE, NAVFAC)**
 - Executes Design/Construction Activity**
 - Oversees Design/Construction Contractors**
- Installation Commander/System User**
 - Establishes User Requirements**
 - Accepts, Operates and Maintains Facilities and Systems**

UNCLASSIFIED

STRATEGIC DEFENSE INITIATIVE

Strategic Defense In 'The 1990's

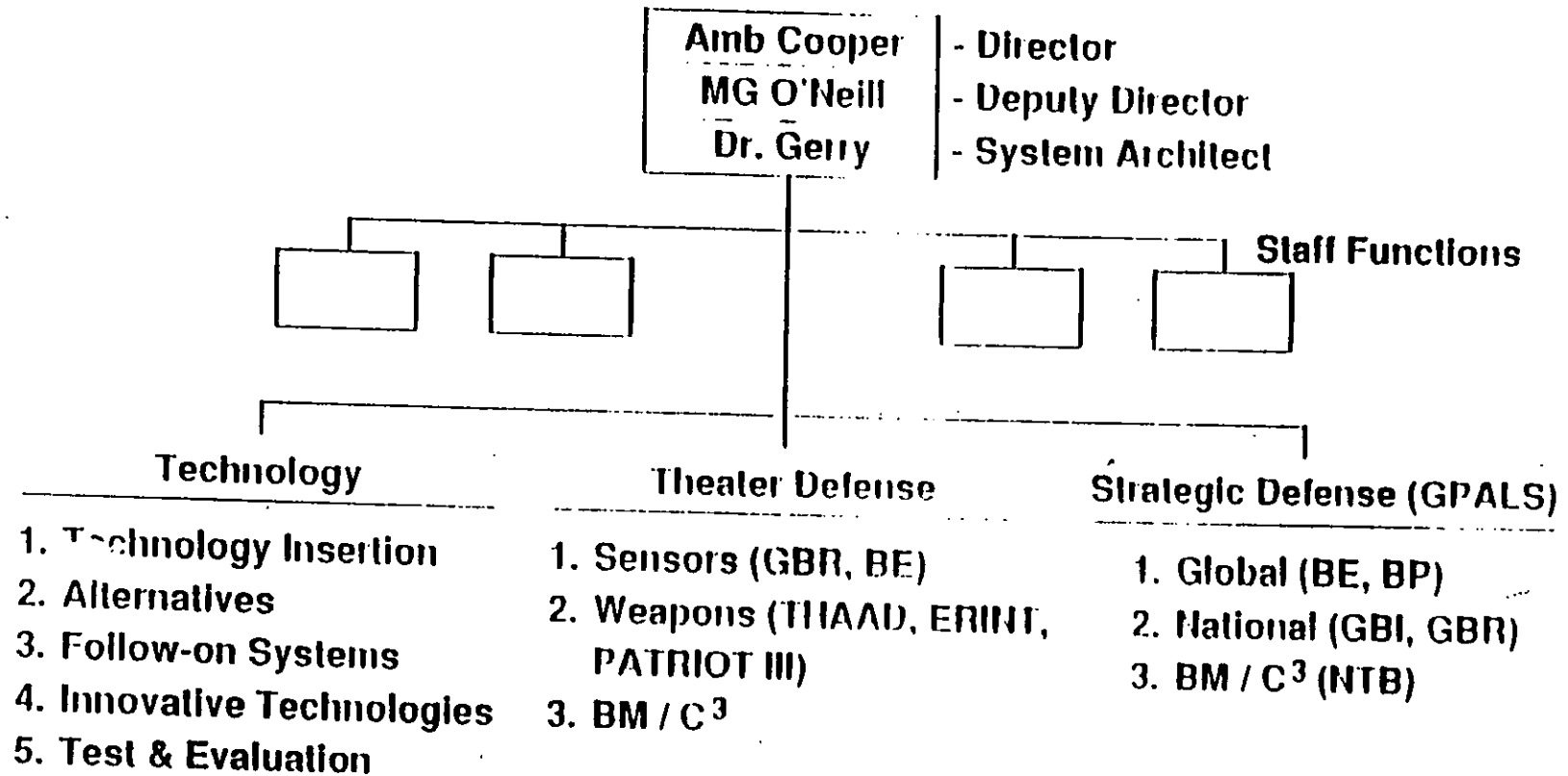


**Col Simon P. (Pete) Worden, USAF
Deputy For Technology
Strategic Defense Initiative Organization**



UNCLASSIFIED

SDIO TODAY



UNCLASSIFIED

TEST AND EVALUATION

**INTERCEPTOR
TECHNOLOGY**

SENSOR TECHNOLOGY

TECHNOLOGY OVERVIEW

KEY TECHNOLOGY

DIRECTED ENERGY

**INNOVATIVE SCIENCE
& TECHNOLOGY**



UNCLASSIFIED

TECHNOLOGY FASTER, CHEAPER AND BETTER

UNCLASSIFIED

PL 21511 / 012102



UNCLASSIFIED


TECHNOLOGY INSERTION

UNCLASSIFIED

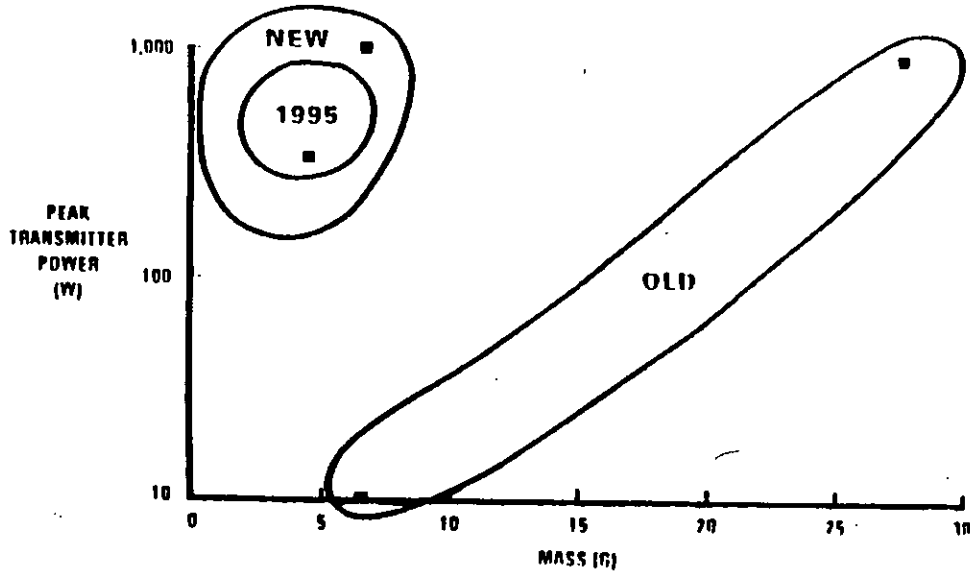
In 23545 / 012192



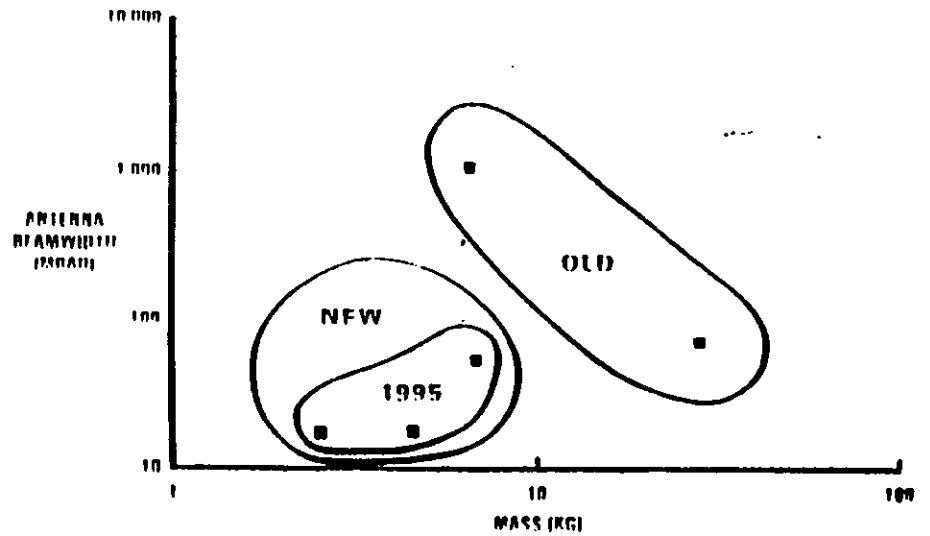
ACTIVE SEEKERS COMPONENTS



RF TRANSMITTER PEAK POWER VS. MASS



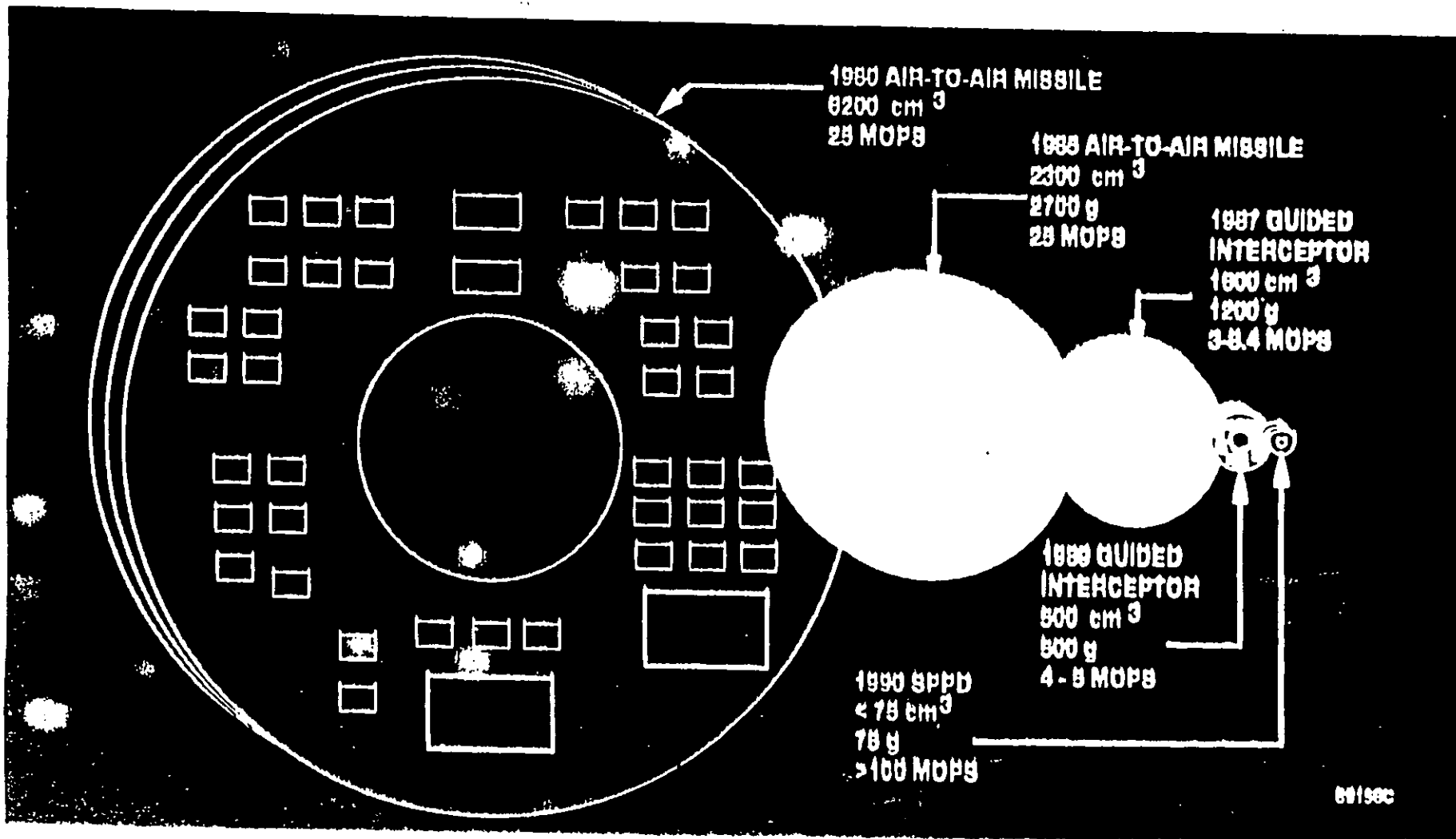
RADAR ANTENNA BEAMWIDTH VS. MASS





UNCLASSIFIED

SIGNAL PROCESSOR VOLUME IS A KEY DRIVER OF INTERCEPTOR



64190c

UNCLASSIFIED

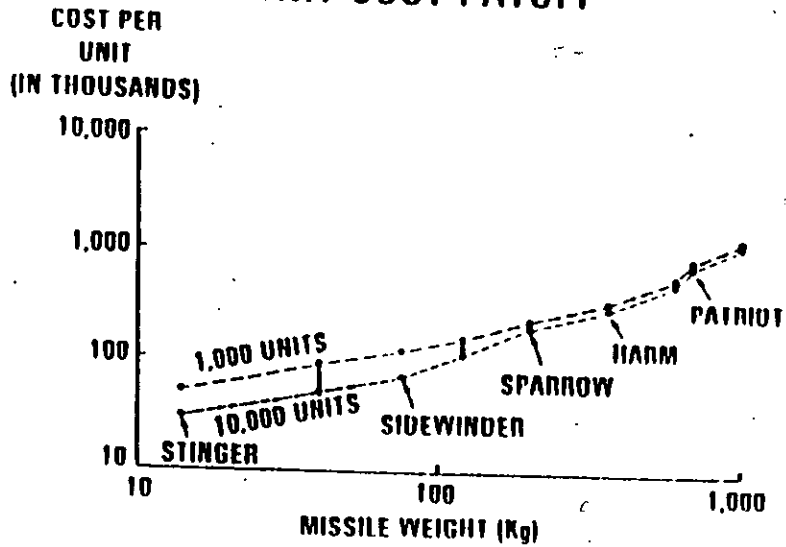
311 2114
29 14-91




UNCLASSIFIED

BOTTOM LINE ON SIZE AND COST

UNIT COST PAYOFF



THAAD MOBILITY LOGISTICS PAYOFF



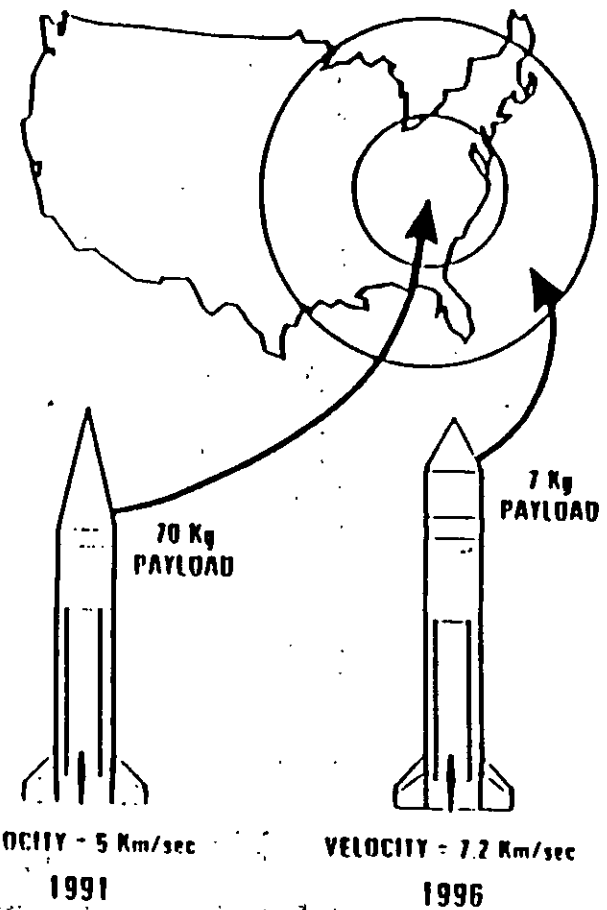
1991

1996

8 TIMES LOADOUT FOR SMALL INTERCEPTORS

GBW

PERFORMANCE LOGISTICS PAYOFF



VELOCITY = 5 Km/sec

1991

VELOCITY = 7.2 Km/sec

1996

ONE-TENTH SIZE YIELDS 4 TIMES PROTECTED AREA

UNCLASSIFIED

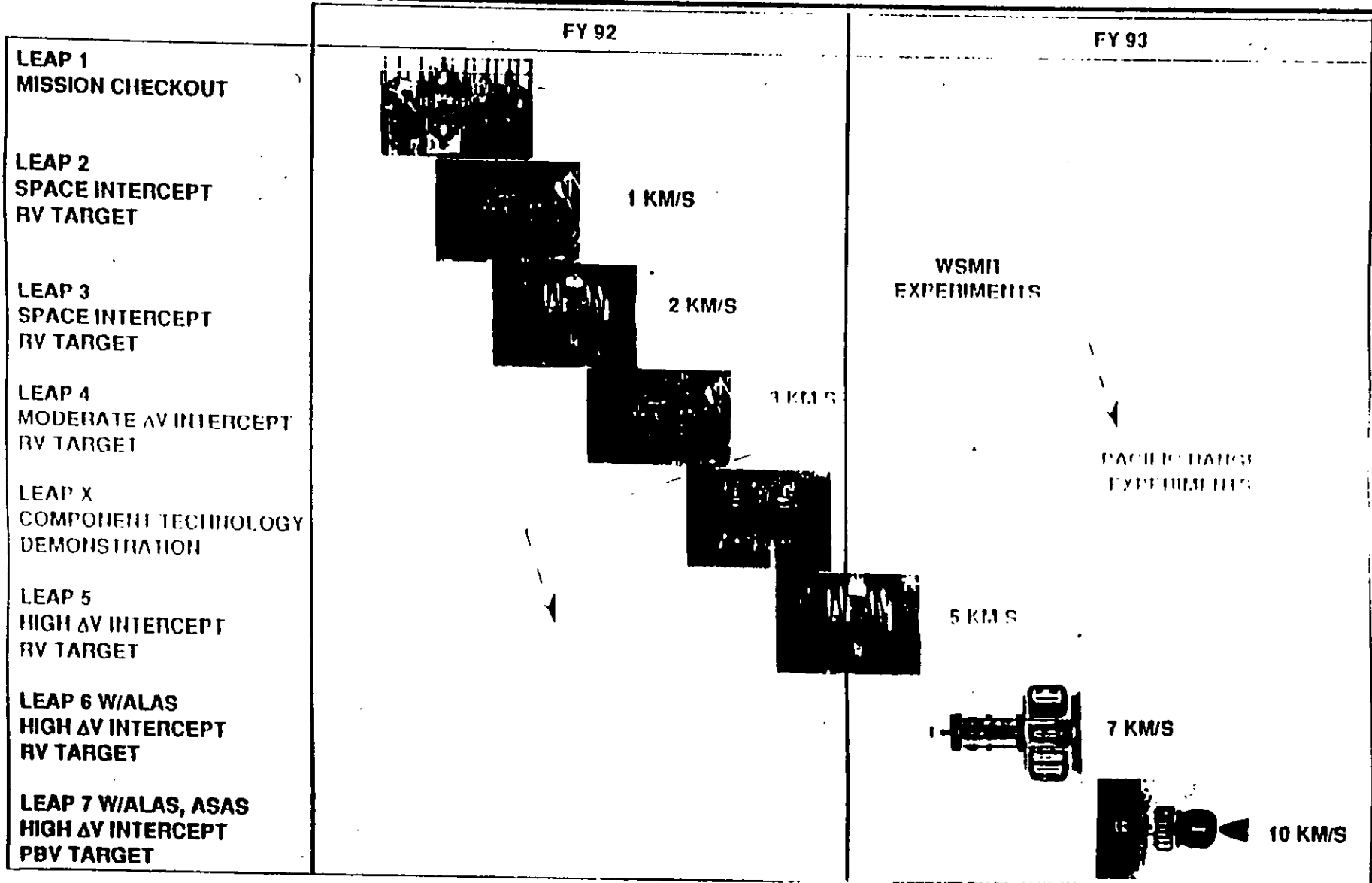
DDI 1000-1
10/91



UNCLASSIFIED



LEAP FLIGHT TEST SCHEDULE



UNCLASSIFIED



UNCLASSIFIED

ALTERNATIVES

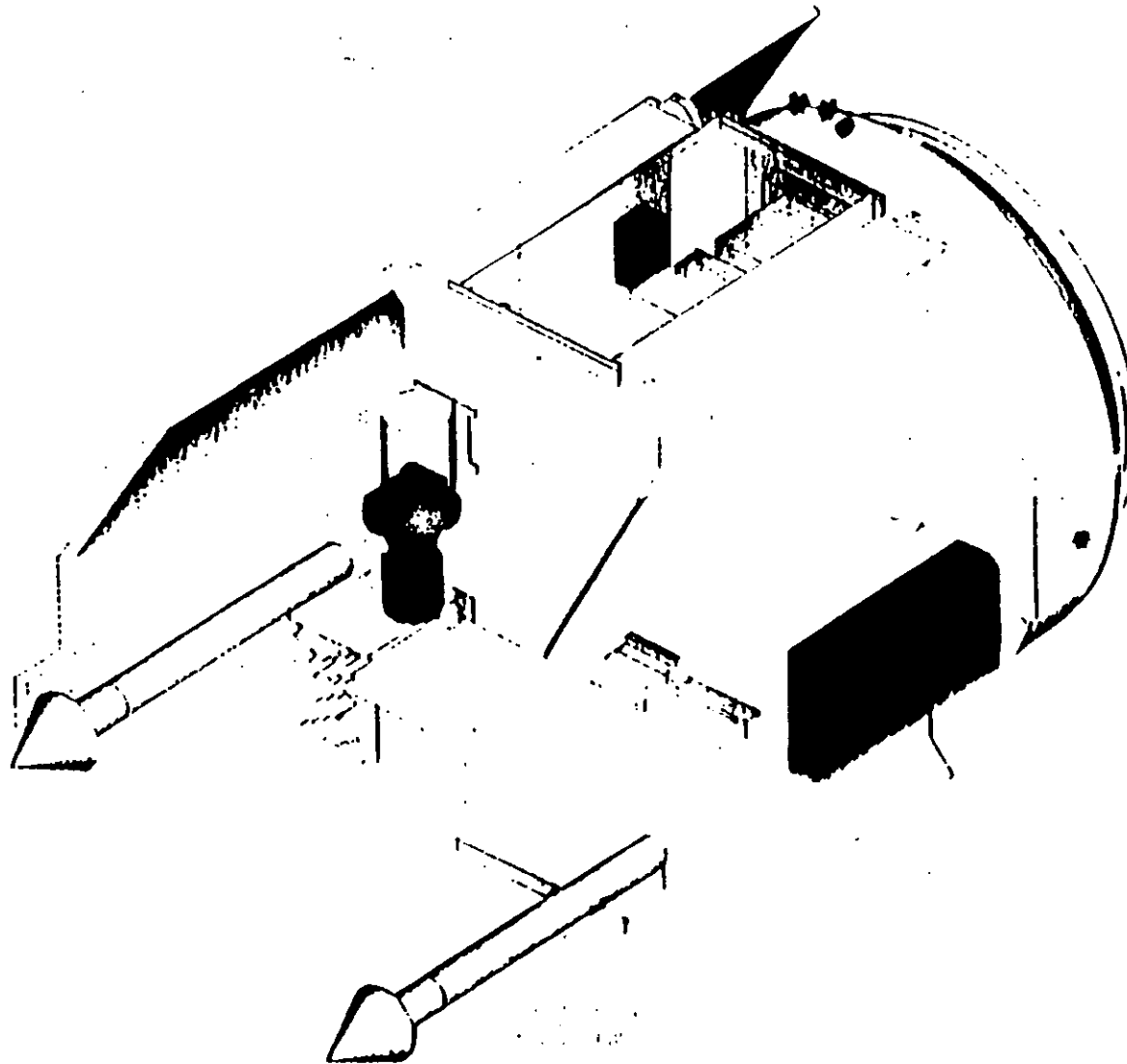
UNCLASSIFIED

PL 23516 1012102



UNCLAS

MSTI SATELLITE MULTIMISSION BUS CONCEPT




UNCLASSIFIED

910 1000
17 7-91



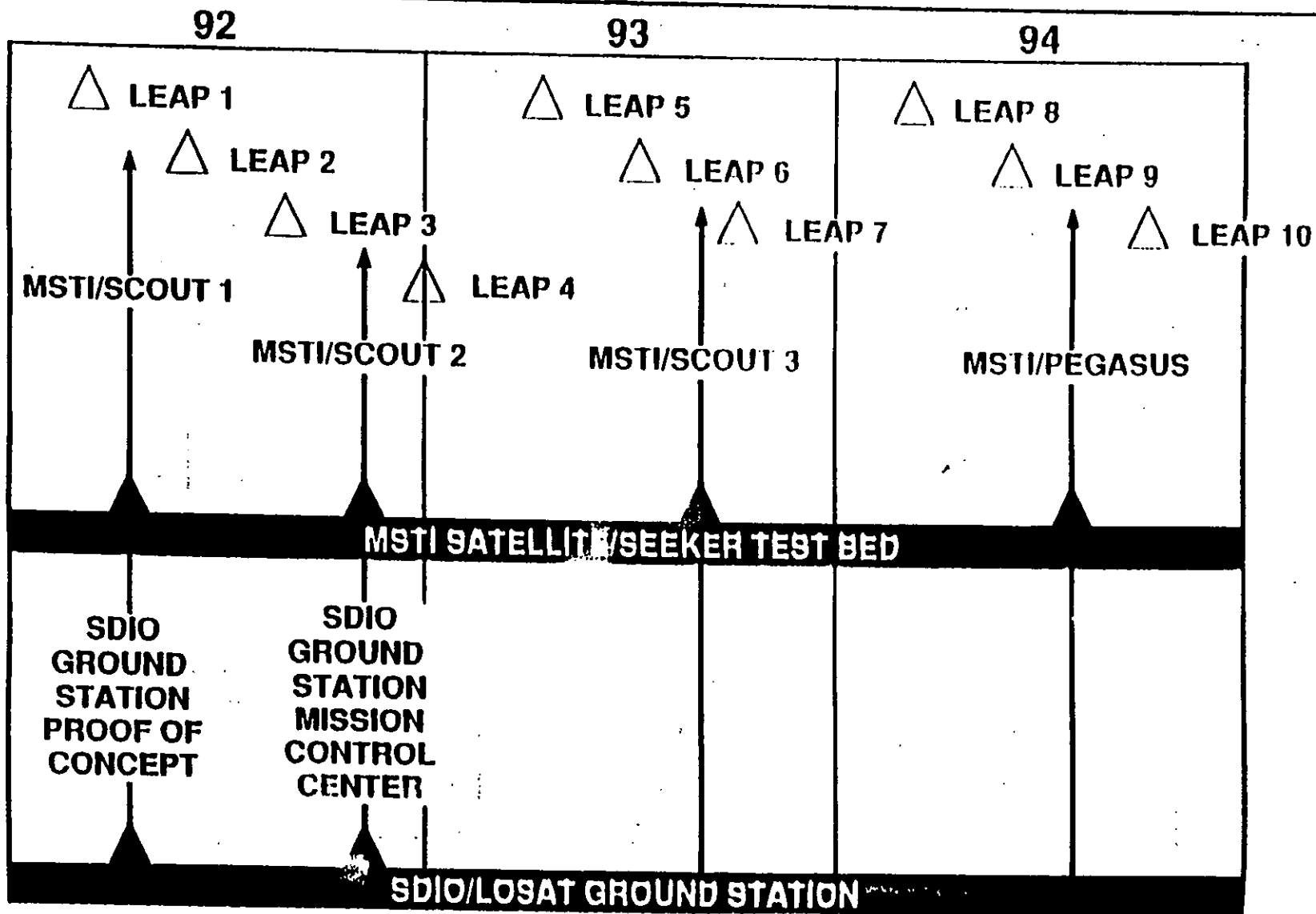
UNCLASSIFIED
MSTI SATELLITE INTEGRATION AT
PHILLIPS LAB
EDWARDS AFB





UNCLASSIFIED

MSTI DEPLOYMENT AND LEAP FLIGHT TESTS




UNCLASSIFIED

9210 0001
21 1011 92

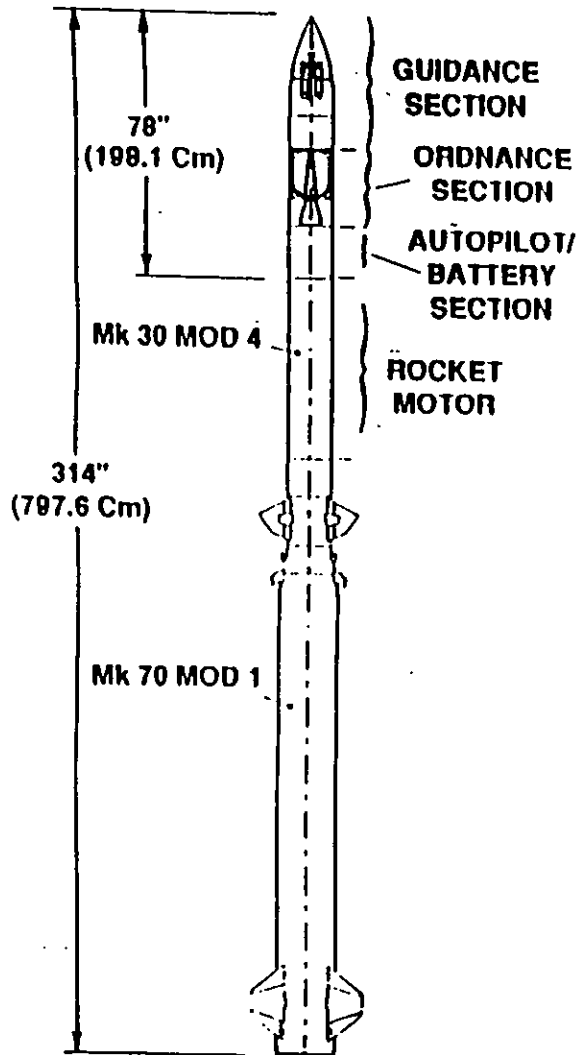


UNCLASSIFIED

LEAP LAUNCH VEHICLE PERFORMANCE USING SM 2 BLOCK II ER (TERRIER) BOOSTER AND SUSTAINER PLUS ASAS



WEIGHT: 3,383 LB
(1,522 Kg) 13.5" (34.3 Cm)



VELOCITY
(Kps)

ALTITUDE
(Km)

3.5
3.0
2.5
2.0
1.5
1.0
0.5
0

500
400
300
200
100
0

65° LAUNCH ELEVATION ANGLE
100 LBS ADDITIONAL PAYLOAD

ASAS

SM 2 BLOCK II ER WITH ASAS

TIRE ASAS

SM 2 BLOCK II ER

DOWNRANGE (Km)

UNCLASSIFIED

910.10171
07Apr 81



UNCLASSIFIED



NAVY LEAP GETS YOU . . .

FLIGHT	1	2	3	4	5	6	7	8	9
DATE	FEB 92	MAY 92	SEP 92	DEC 92	FEB 93	MAR 93	JULY 93	SEP 93	DEC 93
RANGE	ATWIF	WSMR				ETR, ATWIF, OR PACIFIC RANGE			
INTERCEPTOR LAUNCH MODE	SHIPBOARD RAIL	DESERT SHIP RAIL			WSMR VLS/RAIL	SHIPBOARD VLS/RAIL	SHIPBOARD VLS OR RAIL		
RICK MOTOR	NONE	MASS MICROUP	ADVANCED SOLID		AVALANCHE (MQR)				
SUSTAINER	MR 30 MOD 7				MR 30: MR 104				
BOOSTER	SM2 BLOCK IIA		SM2 BLOCK IIA			OR		SM2 BLOCK IV	
INTERCEPTOR	MASS MICROUP	LEAP 1 OR		LEAP 2 OR		LEAP 3			
FIRE CONTROL ELEMENTS	TIMING	TIMING	TIMING	RADAR TRACK AND ALERT	SHIPBOARD ATCS (MQR) TERRIER		TERRIER		
CLOSING VELOCITY	22 KM/S	22 KM/S	17 KM/S	7 KM/S	2200 KM/S	1 - KM/S	8 - KM/S	5 - KM/S	0.3 - KM/S

- 9 FLIGHT TESTS
- 5 AT SEA DEMO
- EARLY SHIPBOARD DEMONSTRATION
- PROVIDES AGGRESSIVE PRE-THREAT TMD ROLE
- MERGES SDIO/NAVY TEST AND TECHNOLOGY INFRASTRUCTURES
- BRINGS NAVY TO TECHNOLOGY READINESS

NAVY LEAP WILL HAVE DEMONSTRATED EXO-TMD CAPABILITY BY 1993

UNCLASSIFIED



UNCLASSIFIED

AIRBORNE LASER

UNCLASSIFIED

FD 23547 / 012102



INITIAL OBSERVATIONS

- **BOOST PHASE INTERCEPT WOULD BE A COMPELLING ADDITION TO THEATER MISSILE DEFENSE**
- **AIRCRAFT-BASED LASERS (ABL) OFFER PROMISE IN PROVIDING SUCH A CAPABILITY**
- **ABL IS NOT A NEW CONCEPT; A 10¹⁴ W/sr CLASS LASER SHOT DOWN AIR-TO-AIR MISSILES IN 1983-84**
- **THE TECHNOLOGY BASE CREATED IN OVER TWO DECADES OF WORK SUPPORTS THE CONCEPT**
- **FOCUSED PROGRAM COULD YIELD OPERATIONAL CAPABILITY EARLY IN THE NEXT DECADE**



Airborne Laser Laboratory (ALL)




- Demonstrator program: 1970 to 1983
- Laser- High Energy CO₂ GDL (10.6 μ m)
- 60 cm Pointer telescope
- Demonstrated
 - 6 μ rad class tracking (1 sigma - 1 axis)
 - Destroyed 5 Air to Air missiles (AIM-9)
 - Destroyed 2 Cruise missiles (BQM-34)



IRAQ "SCENARIO SUMMARY"

- OPTIMIZED THREAT BASING ASSUMED FOR MAXIMUM OFFENSE CAPABILITY



Threat Class

- I ■ 200 km Range
- II ■ 500 km Range
- III ■ 1000 km Range
- IV ■ 3000 km Range



UNCLASSIFIED

FOLLOW-ON

UNCLASSIFIED

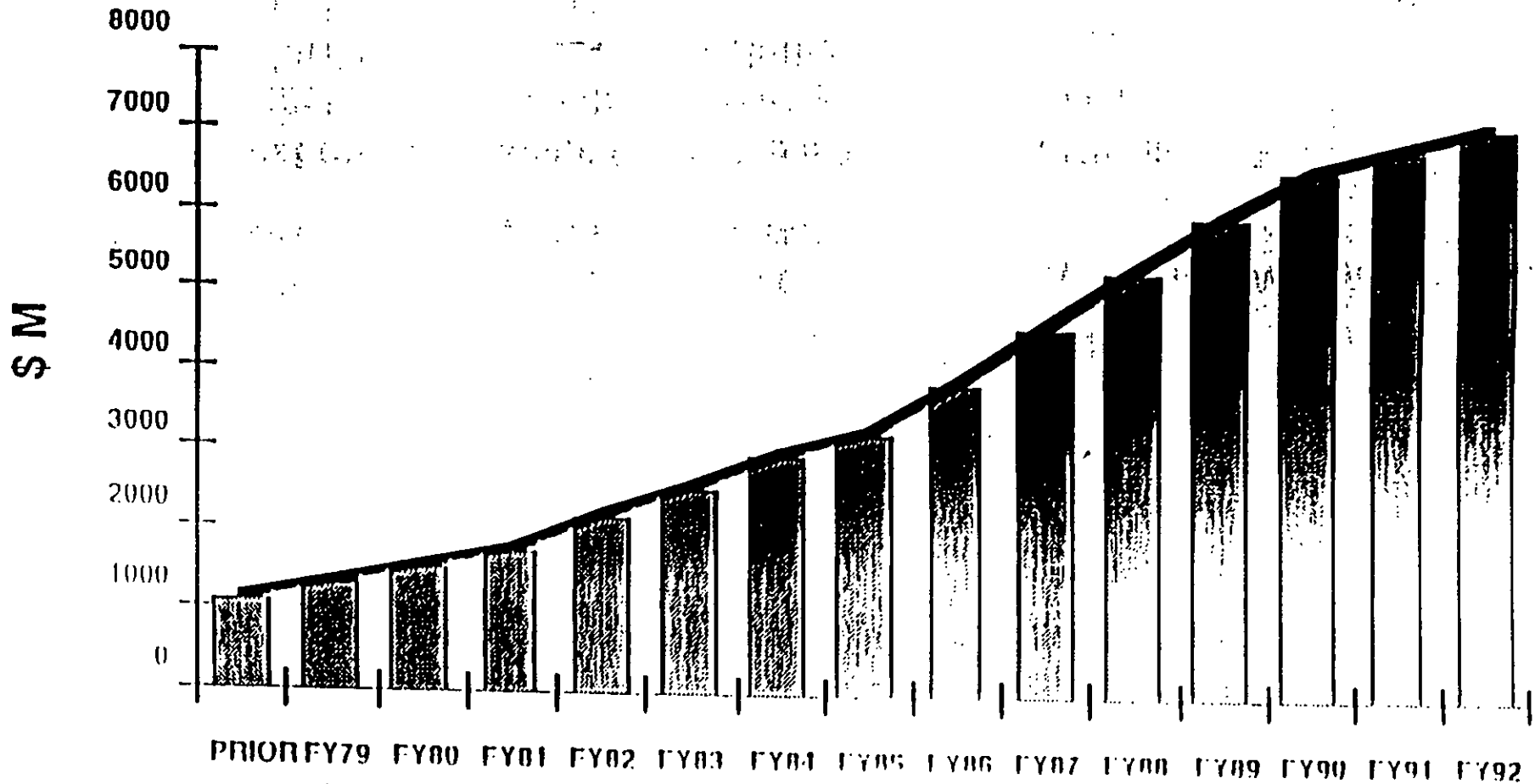


STARWARS - THE DREAM IS ALIVE AND WELL!

- DoD Has Made Considerable Investments In Directed Energy (Speed-Of-Light) Weapons Technology For Two Decades
- Pay-Offs Are Emerging Now
 - Near Weapon Level Components Have Been Built And Tested, And Are Now Being Integrated For Mid-90s Tests
- In The Next Decade, This Nation Can Field Truly Unique Weapon Systems For A Broad Variety Of Defense Missions, e.g.
 - Boost-Phase Intercept Of Strategic And Theater Missiles
 - Interactive Discrimination Of Decoys From Warheads
 - Worldwide Full-Time Air Superiority
 - Highly Robust Surveillance




DIRECTED ENERGY INVESTMENT THEN YEAR DOLLARS



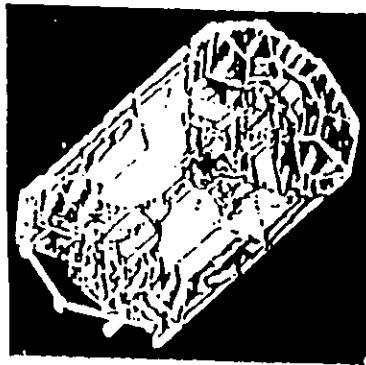


SPACE BASED CHEMICAL LASER






LASER DEVICE TECHNOLOGY



Alpha Laser




Gain Generator Assembly



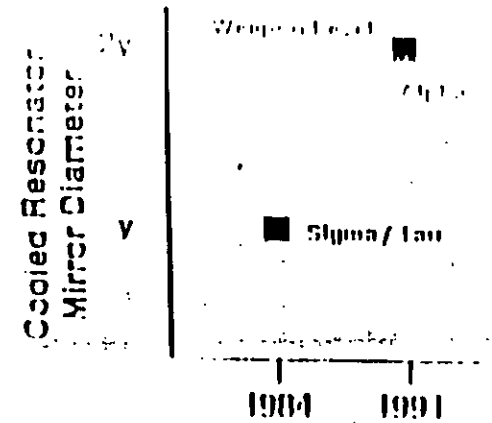
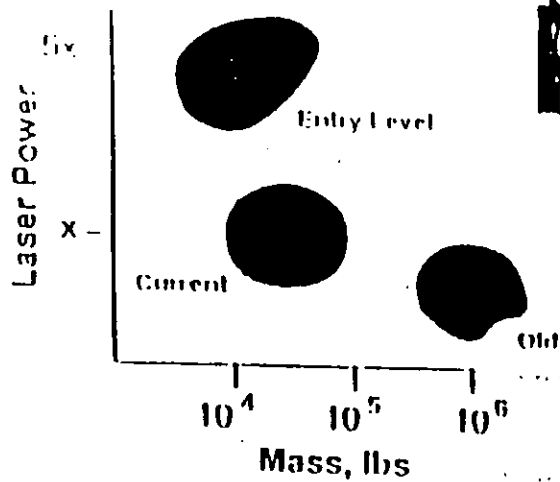
Optics



Test Facility





Alpha Near Field Irradiance





ALPHA TEST FACILITY







UNCLASSIFIED

INNOVATIVE TECHNOLOGY

UNCLASSIFIED



UNCLASSIFIED

MISSION ISSUE

*Create New Materials To Improve The Performance, Survivability
And Miniaturization Of SDI Systems*

Technical Goal

- **Thrust The U.S. Into A New "Age" Of Diamond For Windows, Coatings, And Electronics**

Payoff

- **Integrated Circuits With Higher Density, Higher Temperature And Faster Speed**
- **Thin Rocket Windows To Withstand High Speeds**
- **Diamond Hard Protective Coatings For *Everything***

UNCLASSIFIED

In 21550 / 012192



DIAMOND PROPERTIES

PROPERTIES	DIAMOND	ALTERNATIVE MATERIAL
HARDNESS (kg/mm ²)	9000	4500 (Boron Carbide)
THERMAL CONDUCTIVITY (W/m/K)	2000	130 (Silver)
OPTICAL TRANSMISSION (µm)	0.22 to > 100	0.2 to 4 (Silica)
COEFFICIENT OF FRICTION	0.05 - 0.1	0.1 (Teflon)
ELECTRICAL RESISTIVITY (Ωcm)	1×10^{16}	1×10^{15} (Alumina)
THERMAL SHOCK (W/m)	10,900,000	10,600 (Zirconia)
TENSILE STRENGTH (kg/mm ²)	2300	395 (Alumina)



IST

DIAMOND

DIAMOND PROPERTIES

- HIGH THERMAL CONDUCTIVITY
- HIGH E BREAKDOWN STRENGTH
- RADIATION-HARD
- PHYSICALLY HARD

- HIGH-TEMPERATURE (REFRACTORY)
- HIGH DIELECTRIC STRENGTH

APPLICATION

DENSE LOGIC CIRCUITS, HIGH-ENERGY LASER WINDOW COATINGS

U-WAVE & MILLIMETER WAVE POWER

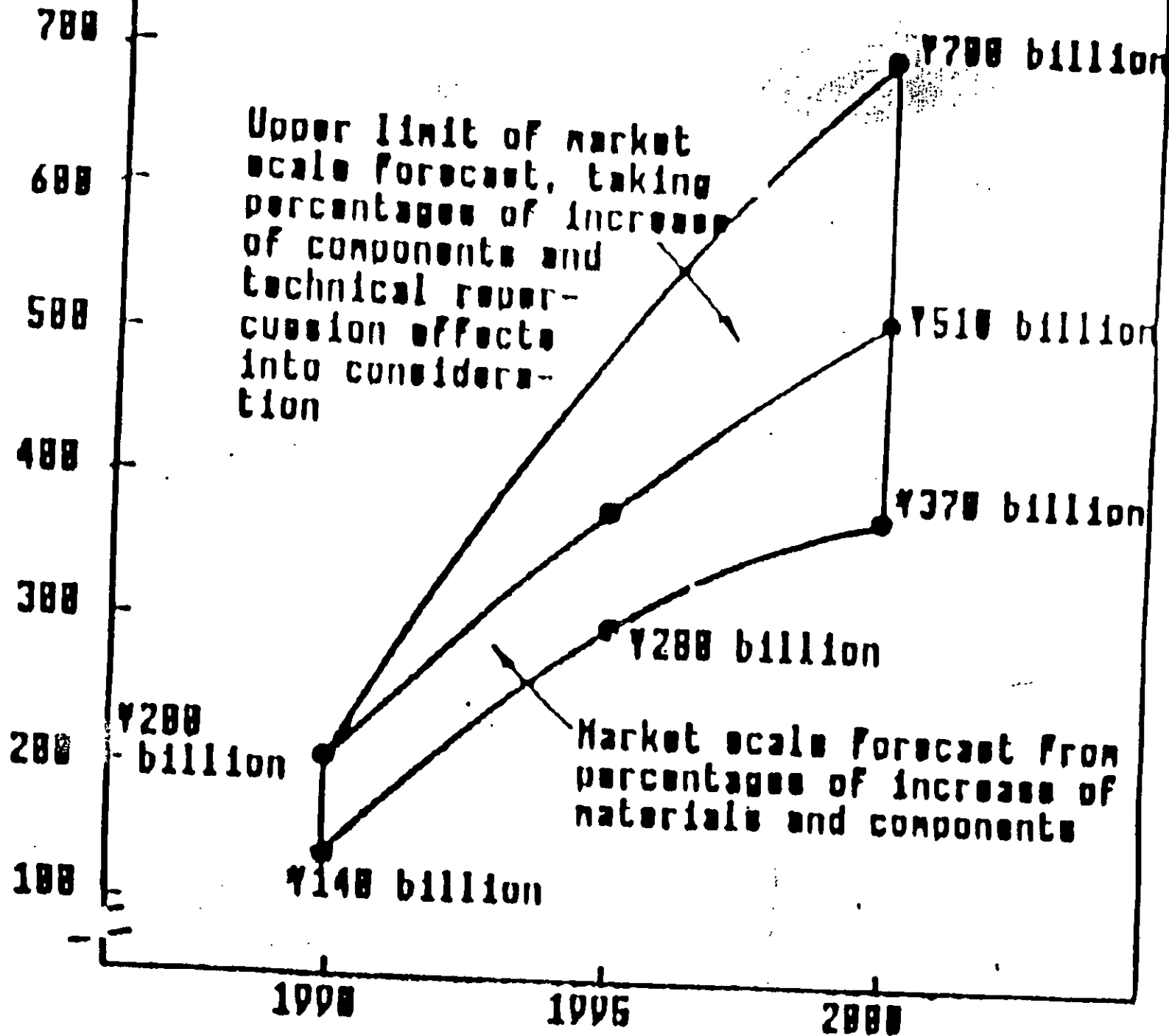
SPACE ELECTRONICS

COATINGS: GLASSES, SURGICAL INSTRUMENTS, PROSTHESES, ...
COMPUTER DISCS, AUDIO SPEAKERS

SPACE ELECTRONICS, COMPUTERS, AUTO IGNITIONS & MONITORING

HIGH POWER CAPACITORS, ULTRA-FAST MICROELECTRONICS

Total sales of new diamond materials and components





LAUNCH SERVICES





OBJECTIVE



- CENTRALIZE THE ACQUISITION, MANAGEMENT, AND CONTROL OF LAUNCH REQUIREMENTS AND
 - REDUCE LAUNCH COST (MULTIPLE LAUNCH VS SINGLE LAUNCH PROCUREMENTS).
 - CREATE CENTER OF LAUNCH EXPERTISE.
 - MAXIMIZE THE BENEFITS OF LESSONS LEARNED
 - ELIMINATE DUPLICATION OF EFFORT
 - REMOVE LAUNCH VEHICLE / LAUNCH SERVICES RESPONSIBILITY FROM EXPERIMENTER/SCIENTIST



CURRENT MANIFEST



• BASIC CONTRACT FLIGHTS

LEAP 1
LEAP 2
LEAP 3
LEAP 4
PLACEHOLDER
SPFE 6 (BP?)

• FIRST CONTRACT OPTION FLIGHTS

ZEST 1
ZEST 2
SPFE DEMO (BP 1M)
ASTRAL DANCER 1 & 2 (CANCELLED)

• SECOND CONTRACT OPTION FLIGHTS

LEAP X
LEAP 5
LEAP 6
LEAP 7

• THIRD CONTRACT OPTION FLIGHTS

ENDO LEAP 1, 2, & 3
PLACEHOLDER
PLASMA RADIATION



**PHASE II DC-X
TECHNOLOGY DEMO**



UNCLASSIFIED

PROGRAM GOALS

- FLIGHT TEST OF REUSABLE SUBORBITAL ROCKET

- ENABLING TECHNOLOGY DEMONSTRATION
 - APPLICATION OF EXISTING TECHNOLOGY

 - SYSTEMS APPROACH TO LAUNCH

- DEVELOP AND DEMONSTRATE TECHNOLOGY BASE FOR DERIVED VEHICLES COST EFFECTIVE TO SDIO
 - CREATE DATABASE ENABLING A NEW CLASS OF SUBORBITAL TRANSPORTATION

 - ENABLE NATIONAL OPTION TO INVEST IN COST EFFECTIVE SSIO VEHICLE

UNCLASSIFIED

PHASE II 3

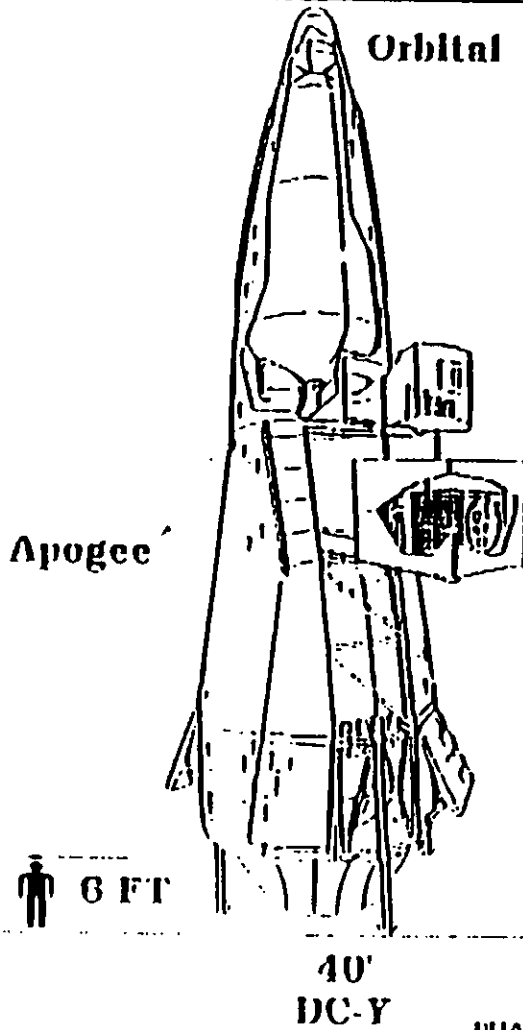
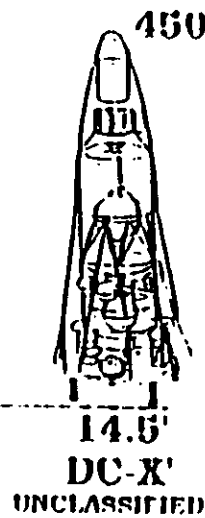
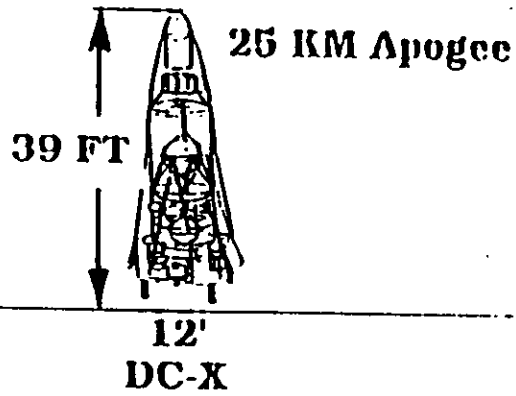


UNCLASSIFIED

POTENTIAL DERIVED VEHICLES

CURRENT PROGRAM

DERIVED VEHICLES



PHASE II 2



UNCLASSIFIED

SCHEDULE

INCREMENTAL DEVELOPMENT APPROACH

FISCAL YEAR	90	91	92	93	94	95	96	97	98	99	00
Phase I Concept Exploration	Design Selection		Final Reviews		\$15M	4-WAY AIRFRAME COMPETITION					
Phase II Prototype Design & Flight Demonstration		IRPA	ATP	IDR	FDR	DC-X Fabrication	Flight Test	DC-X Prototype Design	\$60M		
Phase III Experimental Prototype								Hardware Demo	1st Flight	\$510	
Phase IV Operational System	NON SDIO ACTIVITIES										

■ COMPLETED

UNCLASSIFIED



UNCLASSIFIED

CONCLUSIONS

- PHASE II IS A TECHNOLOGY DEMONSTRATION PROGRAM TO:
 - DETERMINE IF CURRENT CONCEPTS AND TECHNOLOGIES WILL SUPPORT THE DEVELOPMENT OF A SUBORBITAL RECOVERABLE ROCKET DEVELOPMENT FOR USE IN SDIO SYSTEM TESTING
- SDIO HAS NO PLAN NOR BUDGET FOR FULL SCALE ORBITAL VEHICLE DEVELOPMENT
- PHASE II EFFORTS WILL MAXIMIZE TECHNOLOGY TRANSFER TO A FUTURE ORBITAL VEHICLE

UNCLASSIFIED

PHASE II 7

Advance Planning Briefing For Industry

SDI International And External Programs Overview



3 MAR 92

Dr. J. David Martin
Director

International And External Programs
Strategic Defense Initiative Organization

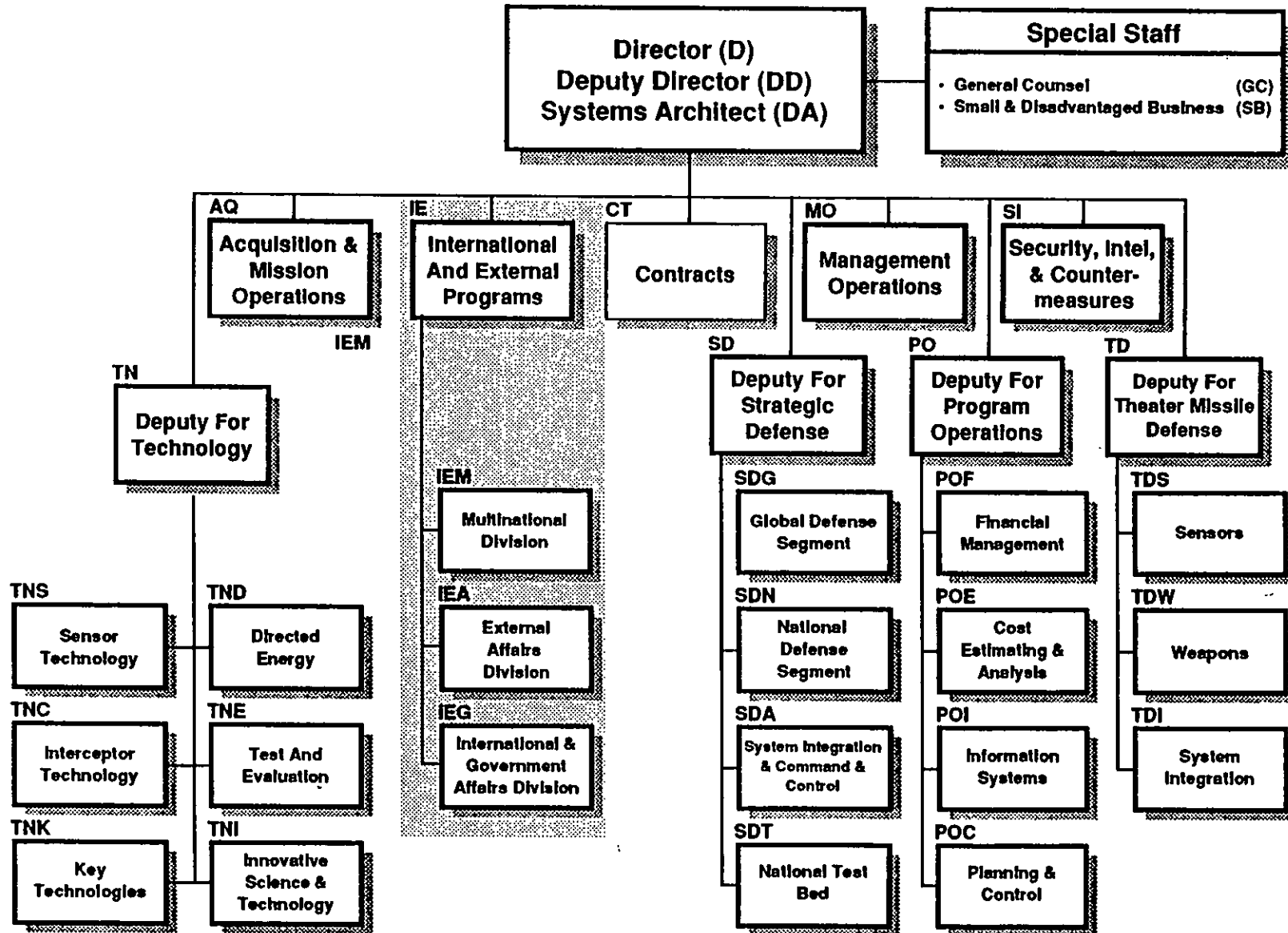


INTERNATIONAL AND EXTERNAL PROGRAMS

- **Overview**
 - **Organizational Structure**
 - **Congressional Issues Impacting GPALS**
 - **Government To Government Discussions**
 - **Multinational Activities**



STRATEGIC DEFENSE INITIATIVE ORGANIZATION





CONGRESSIONAL ISSUES IMPACTING GPALS

- **Missile Defense Act Of 1991**
- **Bilateral ABM Treaty Discussions**
- **Growth Of Theater Missile Defense**



MISSILE DEFENSE ACT OF 1991

Missile Defense Goal Of The United States

- **It Is The Goal Of The United States To**
 - **Deploy An Antiballistic Missile System, Including One Or An Adequate Additional Number Of Antiballistic Missile Sites And Space Based Sensors, That Is Capable Of Providing A Highly Effective Defense Of The United States Against Limited Attacks Of Ballistic Missiles**
 - **Maintain Strategic Stability**
 - **Provide Highly Effective Theater Missile Defenses (TMDs) To Forward Deployed And Expeditionary Elements Of The Armed Forces Of The United States And To Friends And Allies Of The United States**



MISSILE DEFENSE ACT OF 1991 (Cont'd)

- **ABM Treaty**
 - **Congress Urges The President To Pursue Immediate Discussions With The Soviet Union On The Feasibility And Mutual Interests Of Amendments To The ABM Treaty To Permit**
 - **Additional Ground Based Sites**
 - **Increased Use Of Spaced Based Sensors For Direct Battle Management**
 - **Clarification About Permitted Development And Testing Of Space Based Defenses**
 - **Clarification Of Distinctions Between Theater And Strategic ABM Defenses**



THEATER MISSILE DEFENSE

- **Growth Industry**
 - FY 91 / \$396 M - -FY 92 / \$857 M - - -FY 96 / \$1,899 M

- **Several Active Defense Procurement Opportunities**
 - PATRIOT Upgrades
 - ERINT
 - CORPS SAM
 - THAAD
 - TMD-GBR

- **Other TMD Procurement Opportunities**
 - Architecture Studies
 - TMD Targets
 - Attack Ops / Counter Force
 - Test Beds
 - BM / C³
 - Passive Defense
 - Advanced Technology Demonstrations
 - Lethality
 - Sensors
 - Discrimination



GOVERNMENT TO GOVERNMENT DISCUSSIONS

- **Five Nations Have Signed Memoranda Of Understanding To Participate In SDI**
- **Other Nations Are Also Actively Involved In SDI Research**
- **Recent NATO Strategy Recognizes Problem Arising From Missile Technology Proliferation**
- **Many Allies Are Thinking About The Need For Missile Defenses**



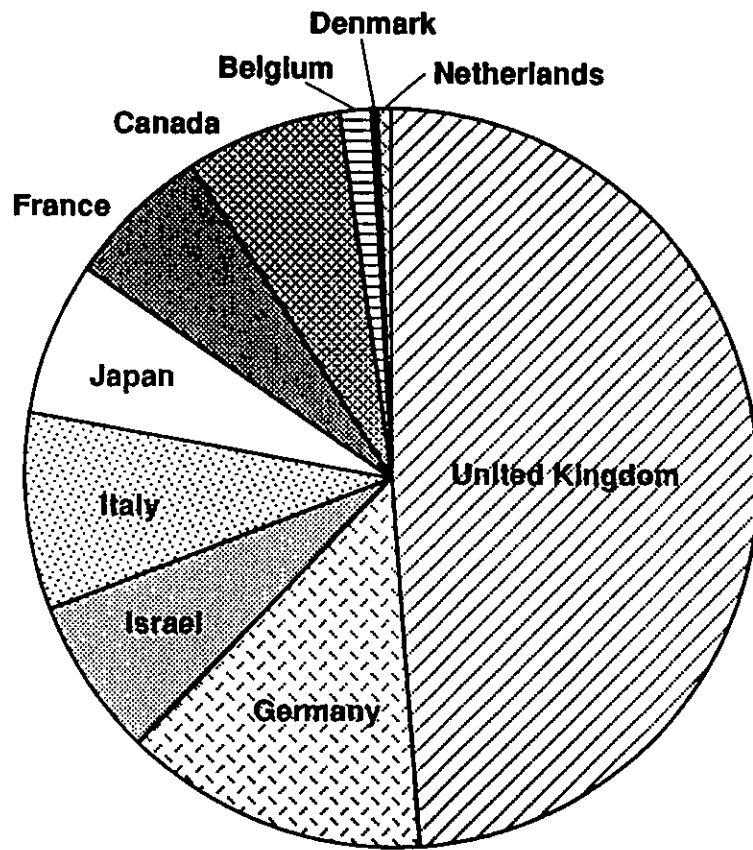
PARTICIPATION OF ALLIES / FRIENDS

- **Allied Participation In SDI Predates Refocus Toward GPALS**
- **U.S. Open To Many Avenues Of Participation And Cooperation**
 - **Wants To Discuss With Allies / Friends Their Interests / Ideas**
- **General Areas For Participation In GPALS**
 - **Participation In SDIO's Basic Research And Development Programs For GPALS**
 - **Government To Government Cooperation, Specifically In TMD Aspects Of GPALS**
 - **Independent Acquisition Of TMD Systems Which Would Be Interoperable With U.S. GPALS Elements**
 - **Indigenously Developed**
 - **Purchased From Another Country Such As U.S.**

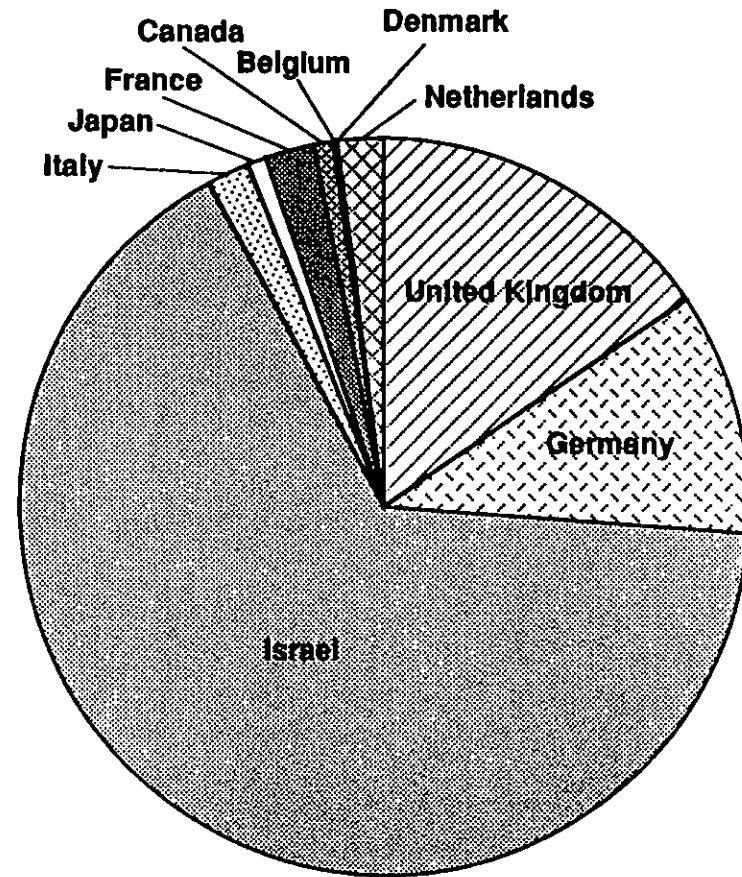


ALLIED PARTICIPATION

303 Contracts



\$833.33 Million





STATUS OF ALLIED CONTRACTS

Country	Number Of Contracts	\$ Values (M)
United Kingdom	148	129.10
Germany	40	88.55
Israel	22	549.24 *
Italy	25	15.11
Japan	20	6.00
France	19	17.37
Canada	21	8.00
Belgium	4	0.52
Denmark	1	0.03
The Netherlands	3	19.41 **
Total	303	\$833.33

* Includes \$137.160 Million Contribution By Israel

** Includes \$7 Million Contribution By The Netherlands



SDIO COOPERATIVE ARRANGEMENTS WITH ALLIES

<i>Country</i>	<i>Program</i>	<i>\$ In Millions Value</i>	<i>US / Ally Funding (Approximate)</i>
UK	Data Fusion	26.000	40% / 60%
UK	Flight Test	20.000	50% / 50%
UK	Extended Air Defense Test Bed	19.300	60% / 40%
UK	Artificial Intelligence	0.685	80% / 20%
Israel	Arrow Experiment	158.000	80% / 20%
Israel	Arrow Continuation Experiments	322.00	72% / 28%
Israel	Theater Missile Defense Test Bed	33.100	72% / 28%
Israel	Hybrid Electromagnetic Gun	3.088	80% / 20%
Japan	Western Pacific Architecture Study	6.500	90% / 10%
France	Free Electron Laser (FEL) MOA	—	—
Netherlands	Hypervelocity Gun Test	12.000	40% / 60%

STRATEGIC DEFENSE INITIATIVE

Program Budget Considerations



3 MAR 92

**Lt Col Steve Mullen, USAF
Assistant Director, Financial Management Directorate
Program Operations
Strategic Defense Initiative Organization**

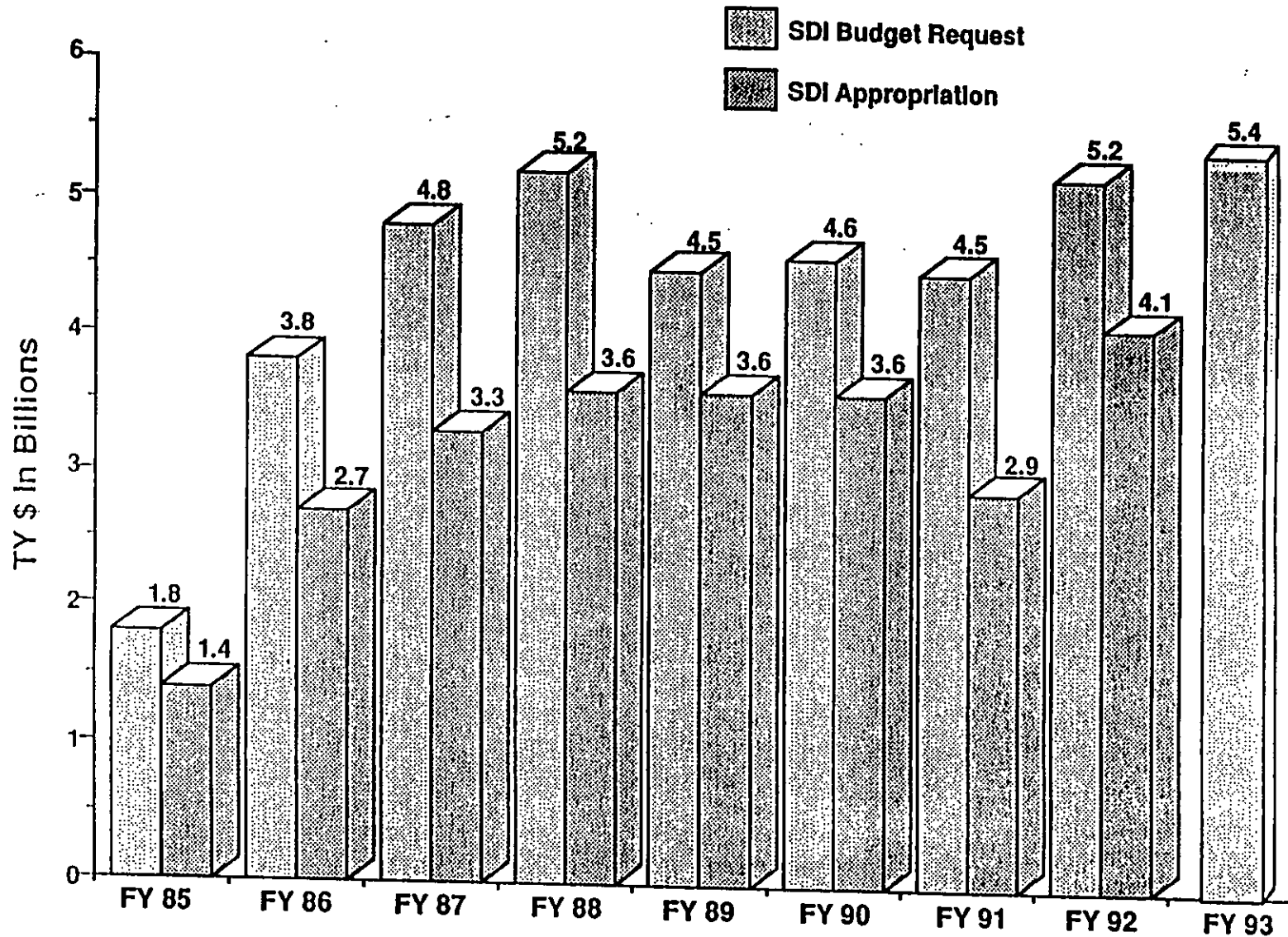


PROGRAM ELEMENT STRUCTURE

FY 85 - 89	FY 90	FY 91	FY 92 - 97
SATKA	SATKA	Phase I	Space Based Interceptor
KEW	KEW	LPS	Limited Defensive Sys
DEW	DEW	TMD	Theater Missile Defense
SA / BM	SA / BM	TMDI	
SLKT	SLKT	Follow-on	Other Follow-on
Hq Mgt		Res & Support	Res & Support

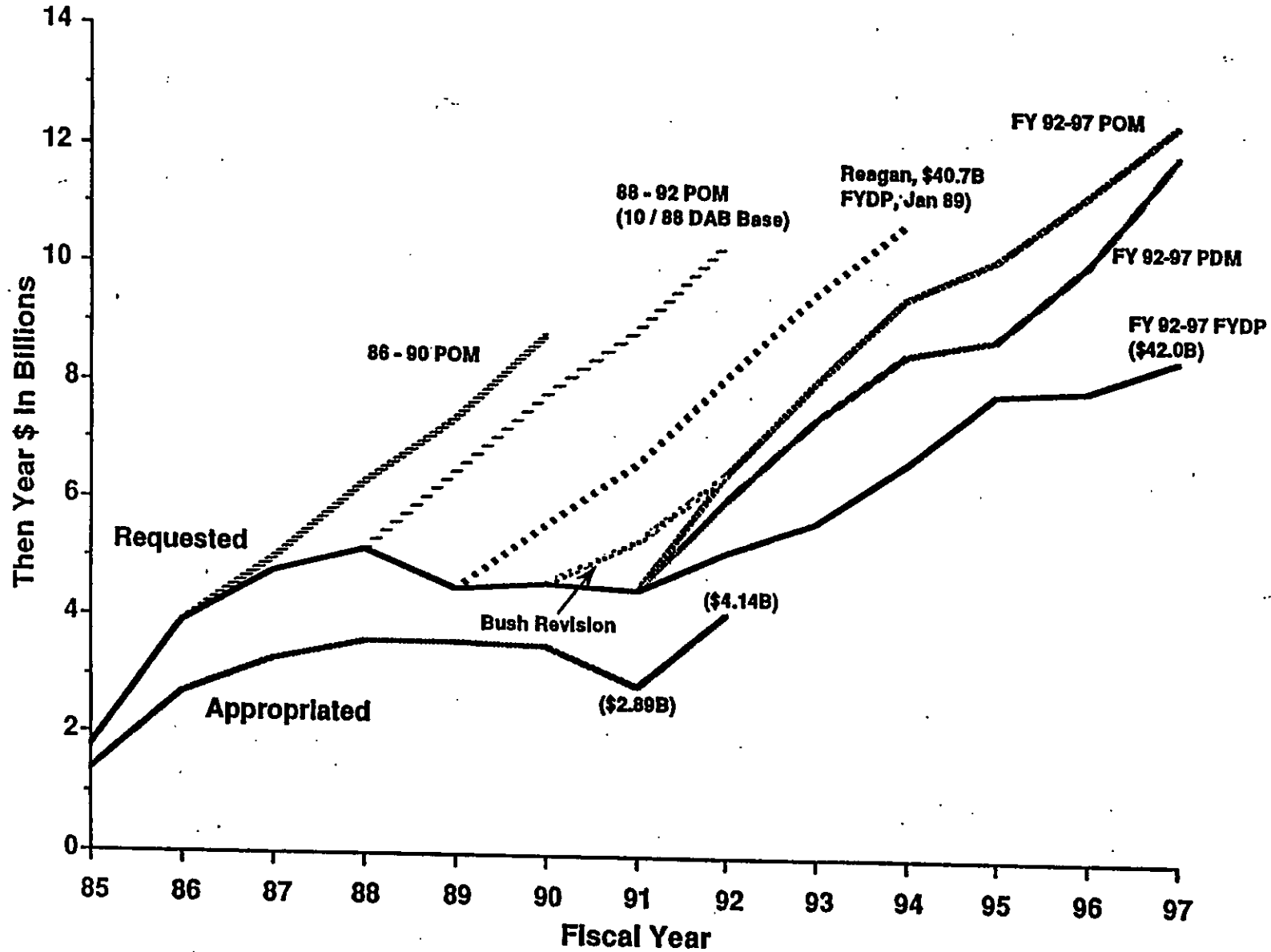


STRATEGIC DEFENSE INITIATIVE



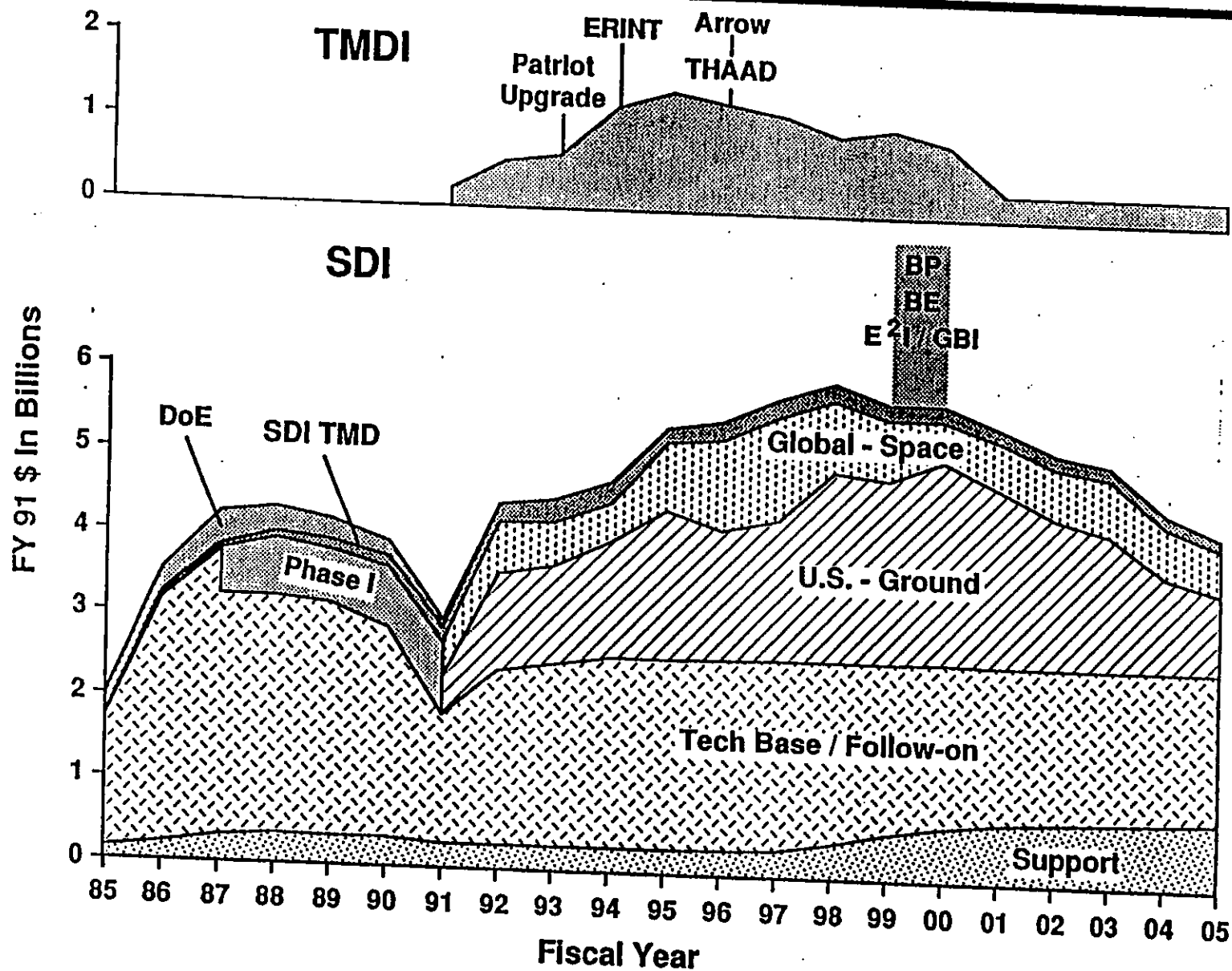


PROGRAM BUDGET HISTORY



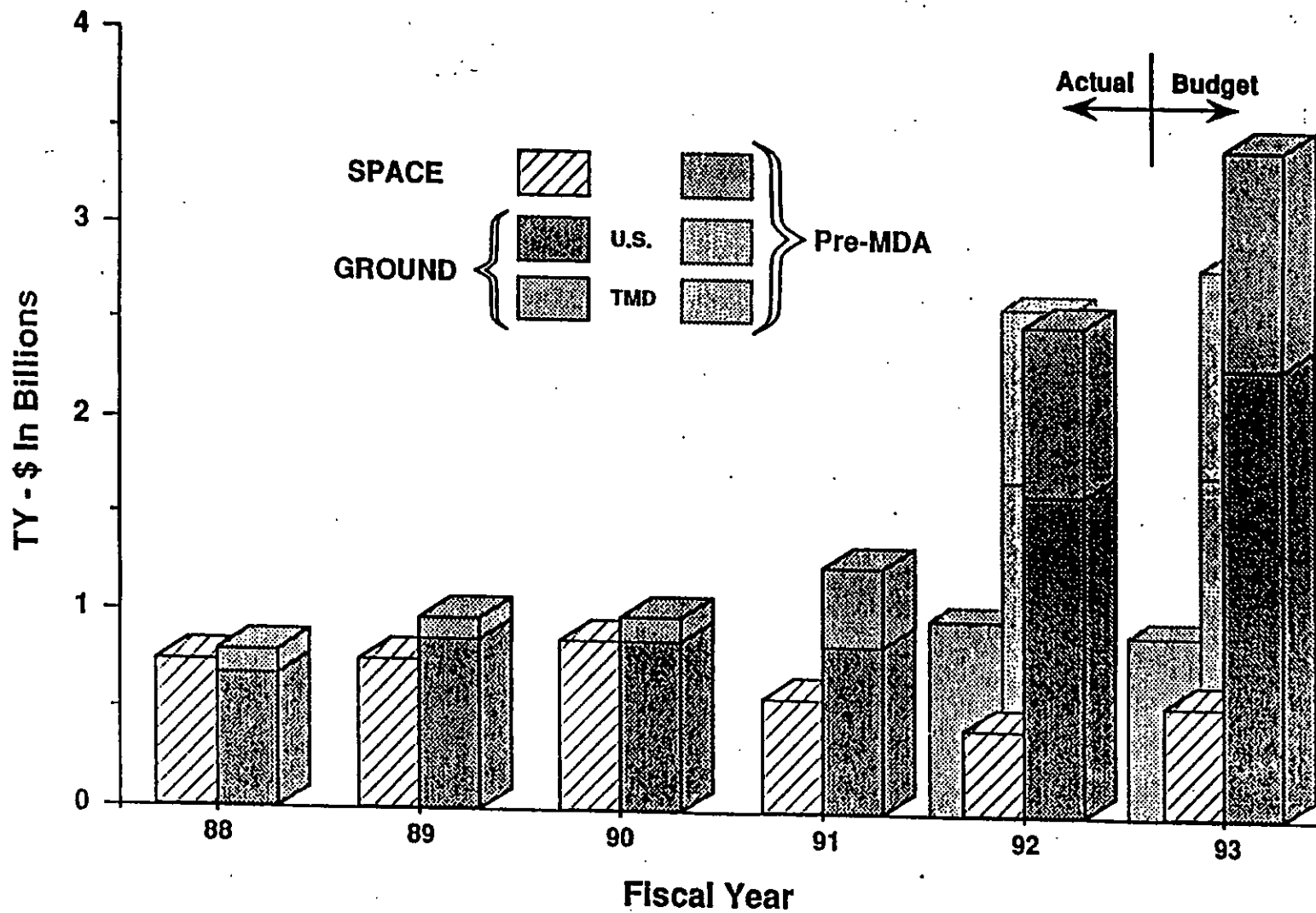


BMD BUDGET EVOLUTION





SPACE - GROUND R&D INVESTMENTS






STRATEGIC DEFENSE INITIATIVE FY 93 AMENDED BUDGET FYDP PROGRAM

TY \$ In Thousands

RDTE	FY 91	FY 92	FY 93
Dem / Val 6.3			
Theater Missile Defense	178,452	802,710	857,725
Limited Defense System	394,148	1,434,343	2,134,755
Space Based Interceptor	867,583	466,069	575,558
Follow-on	697,479	666,352	849,596
Research And Support	731,150	715,027	754,740
Total Dem / Val	2,868,812	4,084,501	5,172,374
EMD 6.4			
Theater Missile Defense		31,000	140,000
Limited Defense System			
Space Based Interceptor			
Total EMD		31,000	140,000
Total RDTE	2,868,812	4,115,501	5,312,374
Procurement			
Theater Missile Defense		25,000	62,500
Limited Defense System			
Total Procurement		25,000	62,500
MILCON			
Limited Defense System			40,200
Space Based Interceptor	3,870		
Research And Support	6,000	5,100	10,000
Total MILCON	9,870	5,100	50,200
Total SDIO	2,878,682	4,145,601	5,425,074



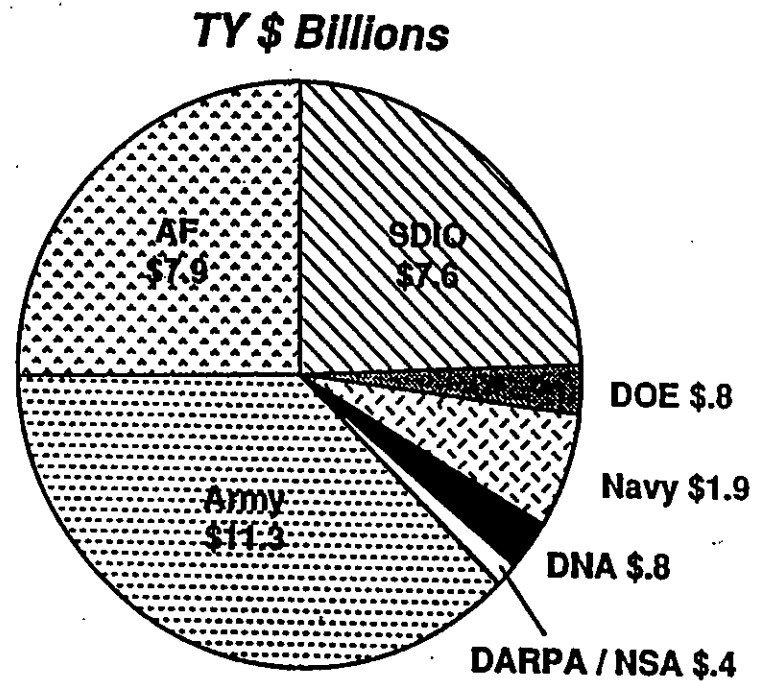
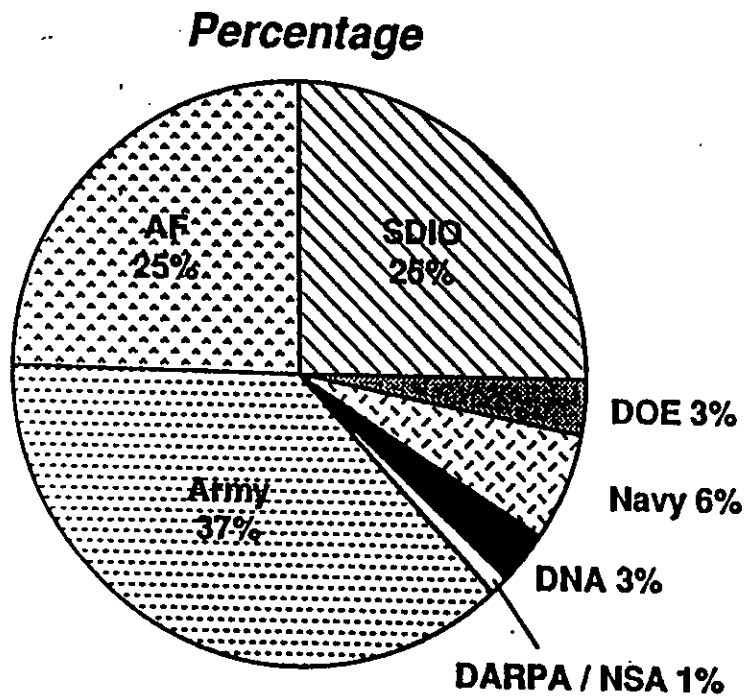
STRATEGIC DEFENSE INITIATIVE ORGANIZATION EXECUTING AGENT DISTRIBUTION

(\$ In Millions)

<u>Executing Agent</u>	<u>FY 90</u>	<u>FY 91</u>	<u>FY 92</u>	<u>FY 93</u>	<u>%</u>
DARPA	1.000	0.000	.000	.000	>1
DNA	67.517	42.955	55.029	52.405	1
DOE	161.036	222.647	141.125	116.240	2
NSA	.000	.000	10.284	10.803	>1
SDIO	737.973	854.975	1376.397	2079.733	39
U.S. Air Force	1151.339	563.830	502.308	777.123	14
U.S. Army	1297.799	1060.814	1828.090	2166.398	40
U.S. Navy	182.563	132.611	231.608	221.727	4
USSPACECOM	<u>1.001</u>	<u>.850</u>	<u>.760</u>	<u>.645</u>	>1
SDI Total	3600.228	2878.682	4145.601	5425.074	



STRATEGIC DEFENSE INITIATIVE BY EXECUTING AGENT FY 85 - 93





FY 93 AMENDED PRESIDENT'S BUDGET

TY \$ In Millions

RDT&E	FY 92			FY 93		
	FY 92 / 93 Budget	Delta	FY 93 Amended Budget	FY 92 / 93 Budget	Delta	FY 93 Amended Budget
Theater Missile Defense	857.5	-23.8	833.7	890.7	+107.0	997.7
Limited Defensive Sys	1,600.4	-166.1	1,434.3	1,736.8	+398.0	2,134.8
Space Based Interceptor	829.9	-363.8	466.1	768.4	-192.8	575.6
Follow-on	1,168.2	-501.8	666.4	1,255.9	-406.3	849.6
Research And Support	694.6	+20.4	715.0	831.4	-76.7	754.7
Total	5,150.6	-1,035.1	4,115.5	5,483.2	-170.8	5,312.4



CONTRACT TERMINATIONS FY 92 APPROPRIATION

Program	Title	(\$000)	# Of People	Contractors / Subcontractors	City / State
1101	Passive Sensors	1,975	104	Rockwell Hughes Aerojet NRC TRW Spire Corp Harris	Anaheim, CA El Segundo, CA Sacramento, CA Colorado Springs, CO Redondo Beach, CA Boston, MA Melbourne, FL
1103	Laser Radar	178	4	Laser Science	Cambridge, MA
1104	Signal Processing	1,645	72	Honeywell Raytheon Phillips Lab David Sarnoff Spire Corp Allied Signal IBIS N.C. State Univ Of FL Texas Instruments	Plymouth, MN Sudbury, MA Hanscom AFB, MA Princeton, NJ Bedford, MA Columbia, MD Danvers, MA Raleigh, NC Gainesville, FL Dallas, TX
1201	Interceptor Component Technology	2,212	13	Thiokol Aerojet Westinghouse	Huntsville, AL Sacramento, CA Pittsburgh, PA

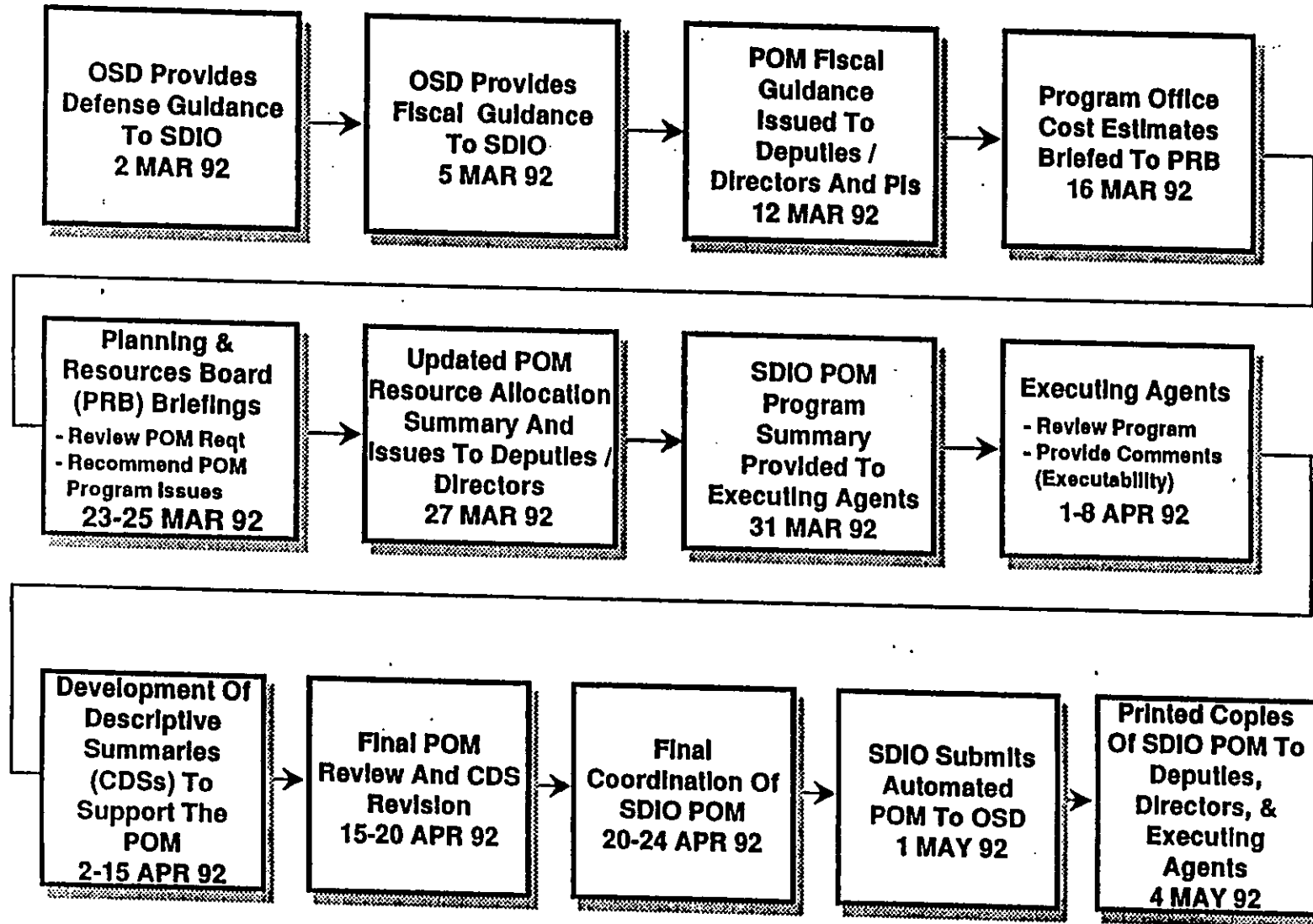


CONTRACT TERMINATIONS FY 92 APPROPRIATION (Cont'd)

<u>Program</u>	<u>Title</u>	<u>(\$000)</u>	<u># Of People</u>	<u>Contractors / Subcontractors</u>	<u>City / State</u>
1302	Chemical Laser	14,558	10	United Tech	West Palm Beach, FL
1303	Neutral Particle Beam	3,939	73	Grumman Corp	Long Island, NY
				Kirk Meyer Co	Santa Fe, NM
				Butler Svcs	Santa Fe, NM
				Salem Technical	Santa Fe, NM
				DOE	Los Alamos, NM
				Mission Rsch	Albuquerque, NM
				Spectra Tech	Bellview, WA
				Titan Tech	Albuquerque, NM
				Univ Of NM	Albuquerque, NM
				K-Tech	Albuquerque, NM
				Sandia Lab	Sandia Base, NM
1503	Power + Power Cond	10,000	15	GE	San Jose, CA
				GE	Valley Forge, PA
				Westinghouse	Pittsburgh, PA
				TECO	Boston, MA
1105	Discrimination	1,183	27	Hughes	El Segundo, CA
				Boeing	Seattle, WA
				Nichols	Huntsville, AL



SDIO FY 94 - 99 POM PROCESS



STRATEGIC DEFENSE INITIATIVE

Technical Information Center

Information Briefing



3 MAR 92

Mrs. Jeanette Clay
Information Systems Directorate
Strategic Defense Initiative Organization



PURPOSE OF BRIEFING

- **Provide Awareness Of The Existence Of The Strategic Defense Initiative (SDI) Technical Information Center (TIC) And The Functions Available To SDIO Contractors And Government Personnel**



TIC MISSION

- **Serve As The SDI Library**
- **Conduct Current Awareness Activities**
- **Operate A Bidders Library**
- **Operate A Data Management Library**



SDI LIBRARY FUNCTIONS

- **Collect And Provide Access To Basic Scientific, Technical, And Programmatic Documentation Needed By The Entire SDI Community And Its Contractors**
 - **Collect Current And Historical Data**
 - **Provide Unclassified And Classified Reading Rooms**
 - **Perform Keyword Searches Of Databases For Required Material**
- **Respond To Bibliographic And Technical Inquiries**
- **Provide Referrals To Other Information Sources**
- **Lend Videotapes, Documents, Books To The SDI Community**
- **Provide Access To A Microfilm Library Of DoD Directives, MIL-STDs, FIPs, MIL-SPECS, And MIL-HBKs**



RESOURCES AVAILABLE

- **Over 35,000 Documents Related To SDI Program**
- **Documents Include Books, Audio And Videotapes, Maps, And Engineering Drawings**
- **More Than 40 Specialized Journals, Newsletters, Other Material Focusing On SDI Related Science, Technology, And Policy Issues**
- **Collections Include / Will Include: DART / DAB, Theater Missile, Projected Defender, Environmental, BP, Directed Energy, And References To Other Appropriate Collections Such As Threat And Survivability**



INFORMATION SOURCES

- **Documents Acquired From**
 - **SDIO And Services**
 - **SDI Contractors**
 - **Government Agencies And Departments**

- **Specialized Scientific And Technical Publications**

- **Foreign Broadcast Information Service (FBIS) And Joint Publication Research Service (JPRS) Reports**

- **Online Access To External Database Services Such As**
 - **Dialog**
 - **DROLS (DTIC)**
 - **Newsnet**
 - **Lexis / Nexis**



DIALOG

- **Over 350 Databases In Excess Of 200 Million Records**
- **Books And Monographs - Library Of Congress**
- **Chemistry - Beilstein On-line, Chem Abstracts**
- **Energy And Environment - DoE Energy, Nuclear Science Abstracts**
- **Law And Government - CBD, GPO Monthly Catalog, Federal Register**
- **News - UPI News, Mideast File, Current Digest Of The Soviet Press, World Affairs Report, Reuters**
- **Patents And Trademarks - World Patents Index**
- **Science And Technology - Aerospace, Jane's Defense And Aerospace News / Analysis, Engineered Materials Abstract, Scisearch, Soviet Science And Technology, NTIS**



DROLS (DTIC)

- **DoD's Central Facility For Collection And Dissemination Of Scientific, Technical, And Management R&D Info Of Military Organizations And Their Contractors**
- **Technical Report Database - Over 30,000 Technical Reports Submitted Annually**
- **Work Unit Information System Database - Research Being Performed, By Whom, Effort, Dollars, etc.**
- **IR&D Database - Descriptions Of Technical Programs Not Wholly Funded By DoD. Used To Avoid Duplicating Ongoing Efforts And Identify Contractors With Expertise Of Interest To DoD**



NEWSNET

- **A Database Of Newsletters Covering Worldwide Events And Business News**
- **Over 380 Business Newsletters (Space Daily, Space Business News, Defense Daily, Defense R&D Update, C31 Report, Advances Military Computing, Military Space, SDI Monitor, NASA SW Directory)**
- **11 Worldwide News Wires Delivered In Real Time (UPI, AP Data Stream Business News, Rueters, Etc.)**
- **TRW Business Profiles**
- **Stock And Commodity Quotes**
- **Investment Company And Industry Review**



LEXIS / NEXIS

- **World's Largest Full Text On-line Database. Covers Law, Regulation, Legislation, People In Government International Information, Global News**
- **International Sources - TASS, The Economist, BBC Summary Of World Broadcasts, Current Digest Of The Soviet Press, Asahi And JiJi News Service**
- **Government Documents - FAR And Supplements, Federal Register, Federal Trade Commission Reports, etc.**
- **Newspapers, Newsletters, And Magazines - Defense And Foreign Affairs Weekly, National Journal, National Review, Time, U.S. News And World Report, New York Times, etc.**



CURRENT AWARENESS ACTIVITIES

- **Publish The Weekly "Tech Center Update" Containing Summaries Of News Publications And Journals**
- **Distribute A "Bimonthly Bulletin" Of Items Of Interest To The SDI Community**
- **Maintain A "Master Schedule" Of Events Of Interest To The SDI Community**
- **Provide Direct Mailings To Government, Industry, And Academic Users**
- **Provide On-site TIC Representative At SDIO**



BIDDERS LIBRARY FUNCTIONS

- **Provide Reading Room For Bidders**
- **Serve As The Respository Of The Government Furnished Information (GFI) Related To SDIO And SDIO Executing Agent Solicitations***

* **Avallability Of GFI Subject To Terms And Conditions Mutually Agreed Upon Between SDIO And Executing Agents**



DATA MANAGEMENT LIBRARY FUNCTIONS

- **Receive SDIO CDRL Deliverables**
- **Review Deliverables Against Contract Requirements**
- **Maintain All SDIO CDRL Submissions**



FUTURE SERVICES

- **On-line Access To The TIC From Remote Sites (e.g., SDC, SSD, NTF)**
- **Publication Of Topical Bibliographies**
- **Dial Up Capability For Access To**
 - **Weekly Tech Center Updates**
 - **SDI TIC Bulletin**
 - **Selected Bibliographies Of Unclassified Material**
 - **Master Schedule**
 - **Documents Of Interest To SDI**



SDI TIC SITE INFORMATION

Address: SDI TIC
1755 Jefferson Davis Highway
Suite 708
Arlington, Virginia 22202

Telephone: (703) 521-7703

Fax: (703) 521-4123
(703) 521-9737 (Security)

Hours Of Operation: Unclassified 8:00 am To 5:00 pm
Classified 8:00 am To 4:30 pm

STRATEGIC DEFENSE INITIATIVE
Technical Information Center
Information Briefing



3 MAR 92

Mrs. Jeanette Clay
Information Systems Directorate
Strategic Defense Initiative Organization



PURPOSE OF BRIEFING

- **Provide Awareness Of The Existence Of The Strategic Defense Initiative (SDI) Technical Information Center (TIC) And The Functions Available To SDIO Contractors And Government Personnel**



TIC MISSION

- **Serve As The SDI Library**
- **Conduct Current Awareness Activities**
- **Operate A Bidders Library**
- **Operate A Data Management Library**



SDI LIBRARY FUNCTIONS

- **Collect And Provide Access To Basic Scientific, Technical, And Programmatic Documentation Needed By The Entire SDI Community And Its Contractors**
 - **Collect Current And Historical Data**
 - **Provide Unclassified And Classified Reading Rooms**
 - **Perform Keyword Searches Of Databases For Required Material**
- **Respond To Bibliographic And Technical Inquiries**
- **Provide Referrals To Other Information Sources**
- **Lend Videotapes, Documents, Books To The SDI Community**
- **Provide Access To A Microfilm Library Of DoD Directives, MIL-STDs, FIPs, MIL-SPECS, And MIL-HBKs**



RESOURCES AVAILABLE

- **Over 35,000 Documents Related To SDI Program**
- **Documents Include Books, Audio And Videotapes, Maps, And Engineering Drawings**
- **More Than 40 Specialized Journals, Newsletters, Other Material Focusing On SDI Related Science, Technology, And Policy Issues**
- **Collections Include / Will Include: DART / DAB, Theater Missile, Projected Defender, Environmental, BP, Directed Energy, And References To Other Appropriate Collections Such As Threat And Survivability**



INFORMATION SOURCES

- **Documents Acquired From**
 - **SDIO And Services**
 - **SDI Contractors**
 - **Government Agencies And Departments**

- **Specialized Scientific And Technical Publications**

- **Foreign Broadcast Information Service (FBIS) And Joint Publication Research Service (JPRS) Reports**

- **Online Access To External Database Services Such As**
 - **Dialog**
 - **DROLS (DTIC)**
 - **Newsnet**
 - **Lexis / Nexis**



DIALOG

- **Over 350 Databases In Excess Of 200 Million Records**
- **Books And Monographs - Library Of Congress**
- **Chemistry - Beilstein On-line, Chem Abstracts**
- **Energy And Environment - DoE Energy, Nuclear Science Abstracts**
- **Law And Government - CBD, GPO Monthly Catalog, Federal Register**
- **News - UPI News, Mideast File, Current Digest Of The Soviet Press, World Affairs Report, Reuters**
- **Patents And Trademarks - World Patents Index**
- **Science And Technology - Aerospace, Jane's Defense And Aerospace News / Analysis, Engineered Materials Abstract, Scisearch, Soviet Science And Technology, NTIS**



DROLS (DTIC)

- **DoD's Central Facility For Collection And Dissemination Of Scientific, Technical, And Management R&D Info Of Military Organizations And Their Contractors**
- **Technical Report Database - Over 30,000 Technical Reports Submitted Annually**
- **Work Unit Information System Database - Research Being Performed, By Whom, Effort, Dollars, etc.**
- **IR&D Database - Descriptions Of Technical Programs Not Wholly Funded By DoD. Used To Avoid Duplicating Ongoing Efforts And Identify Contractors With Expertise Of Interest To DoD**



NEWSNET

- **A Database Of Newsletters Covering Worldwide Events And Business News**
- **Over 380 Business Newsletters (Space Daily, Space Business News, Defense Daily, Defense R&D Update, C31 Report, Advances Military Computing, Military Space, SDI Monitor, NASA SW Directory)**
- **11 Worldwide News Wires Delivered In Real Time (UPI, AP Data Stream Business News, Rueters, Etc.)**
- **TRW Business Profiles**
- **Stock And Commodity Quotes**
- **Investment Company And Industry Review**



LEXIS / NEXIS

- **World's Largest Full Text On-line Database. Covers Law, Regulation, Legislation, People In Government International Information, Global News**
- **International Sources - TASS, The Economist, BBC Summary Of World Broadcasts, Current Digest Of The Soviet Press, Asahi And Jiji News Service**
- **Government Documents - FAR And Supplements, Federal Register, Federal Trade Commission Reports, etc.**
- **Newspapers, Newsletters, And Magazines - Defense And Foreign Affairs Weekly, National Journal, National Review, Time, U.S. News And World Report, New York Times, etc.**



CURRENT AWARENESS ACTIVITIES

- **Publish The Weekly "Tech Center Update" Containing Summaries Of News Publications And Journals**
- **Distribute A "Bimonthly Bulletin" Of Items Of Interest To The SDI Community**
- **Maintain A "Master Schedule" Of Events Of Interest To The SDI Community**
- **Provide Direct Mailings To Government, Industry, And Academic Users**
- **Provide On-site TIC Representative At SDIO**



BIDDERS LIBRARY FUNCTIONS

- **Provide Reading Room For Bidders**
- **Serve As The Respository Of The Government Furnished Information (GFI) Related To SDIO And SDIO Executing Agent Solicitations***
- **Avallablity Of GFI Subject To Terms And Condlions Mutually Agreed Upon Between SDIO And Executing Agents**



DATA MANAGEMENT LIBRARY FUNCTIONS

- **Receive SDIO CDRL Deliverables**
- **Review Deliverables Against Contract Requirements**
- **Maintain All SDIO CDRL Submissions**



FUTURE SERVICES

- **On-line Access To The TIC From Remote Sites (e.g., SDC, SSD, NTF)**
- **Publication Of Topical Bibliographies**
- **Dial Up Capability For Access To**
 - **Weekly Tech Center Updates**
 - **SDI TIC Bulletin**
 - **Selected Bibliographies Of Unclassified Material**
 - **Master Schedule**
 - **Documents Of Interest To SDI**



SDI TIC SITE INFORMATION

Address: SDI TIC
1755 Jefferson Davis Highway
Suite 708
Arlington, Virginia 22202

Telephone: (703) 521-7703

Fax: (703) 521-4123
(703) 521-9737 (Security)

Hours Of Operation: Unclassified 8:00 am To 5:00 pm
Classified 8:00 am To 4:30 pm

STRATEGIC DEFENSE INITIATIVE

Program Budget Considerations



3 MAR 92

**Lt Col Steve Mullen, USAF
Assistant Director, Financial Management Directorate
Program Operations
Strategic Defense Initiative Organization**

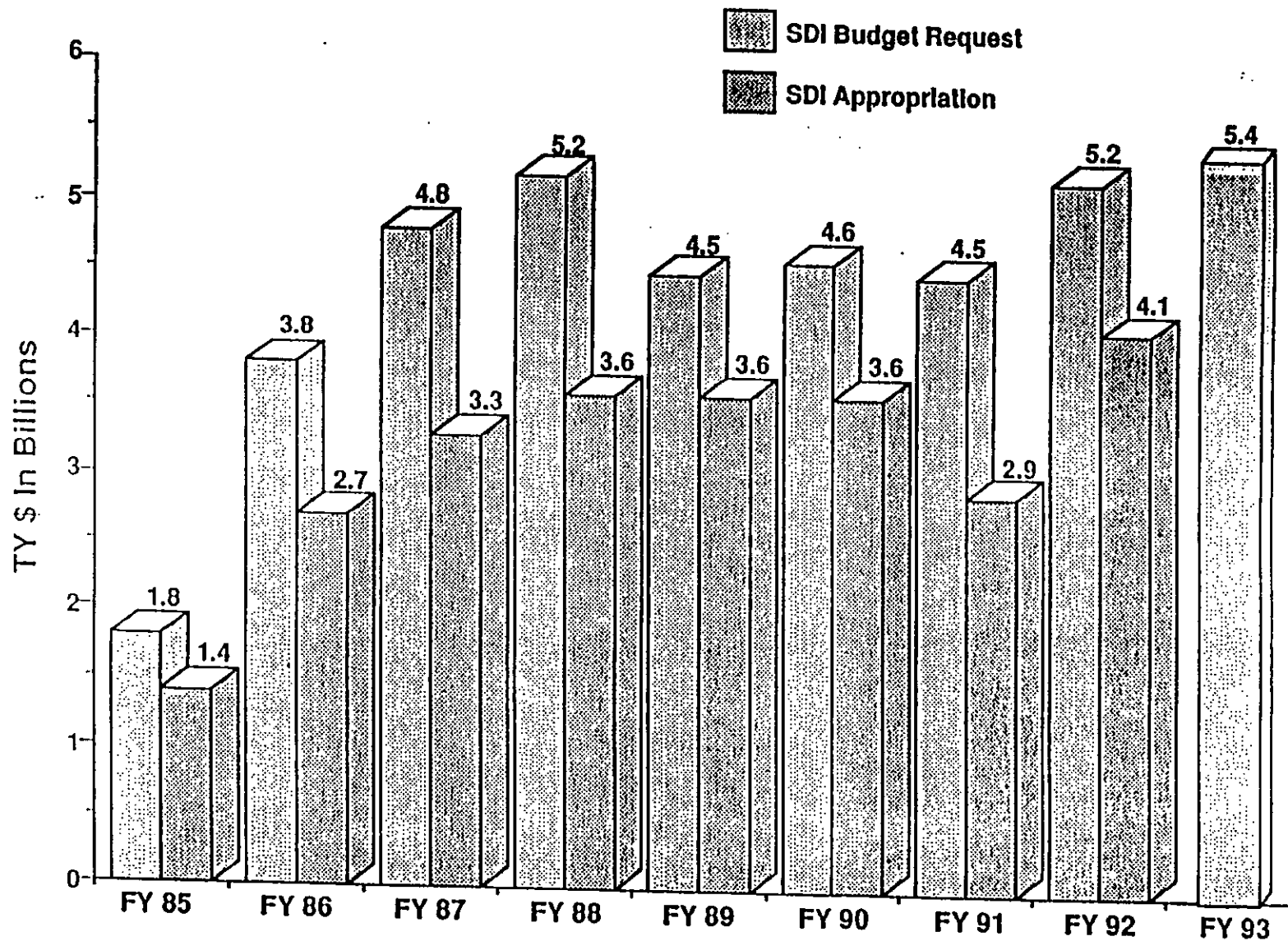


PROGRAM ELEMENT STRUCTURE

FY 85 - 89	FY 90	FY 91	FY 92 - 97
SATKA	SATKA	Phase I	Space Based Interceptor
KEW	KEW	LPS	Limited Defensive Sys
DEW	DEW	TMD	Theater Missile Defense
SA / BM	SA / BM	TMDI	
SLKT	SLKT	Follow-on	Other Follow-on
Hq Mgt		Res & Support	Res & Support

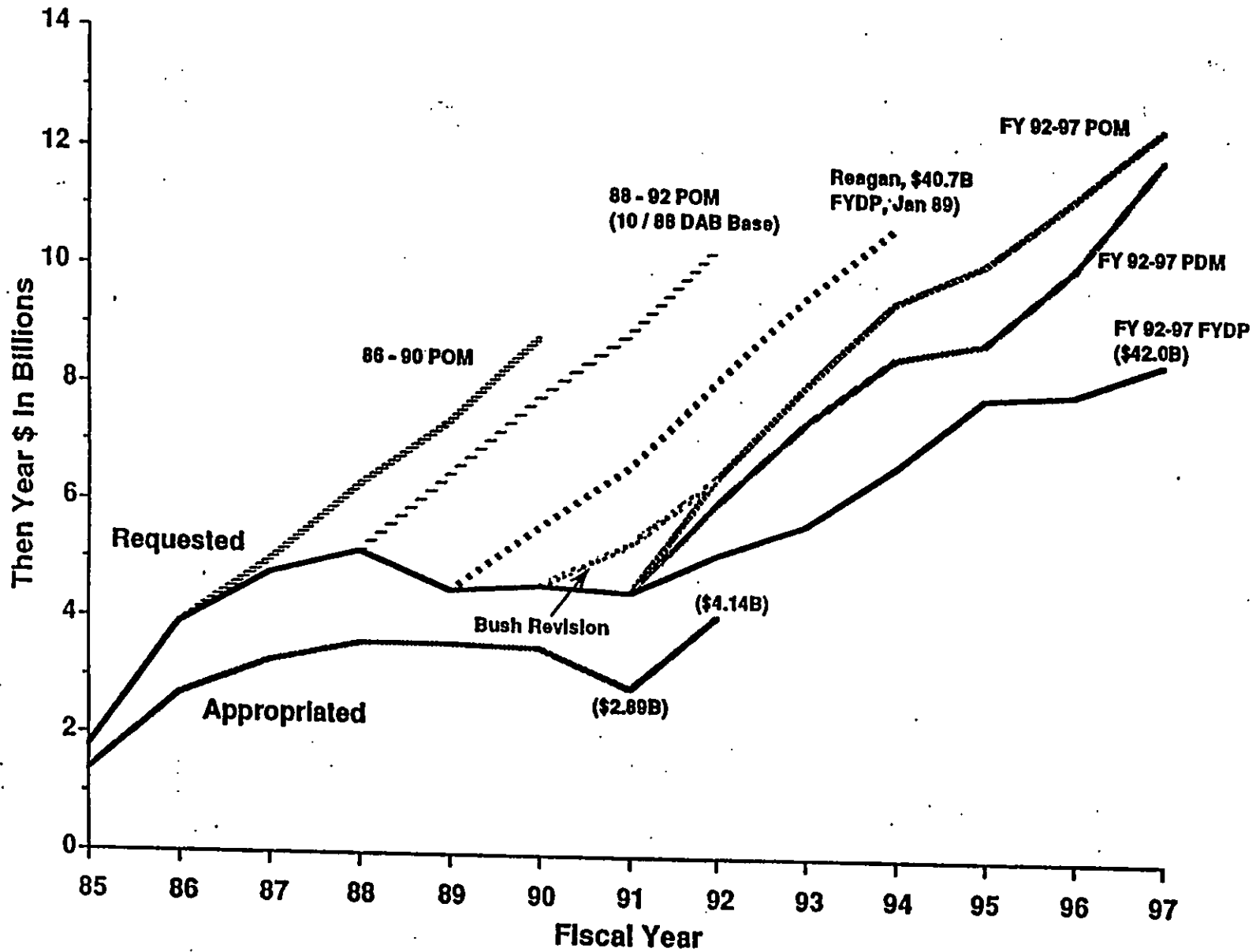


STRATEGIC DEFENSE INITIATIVE



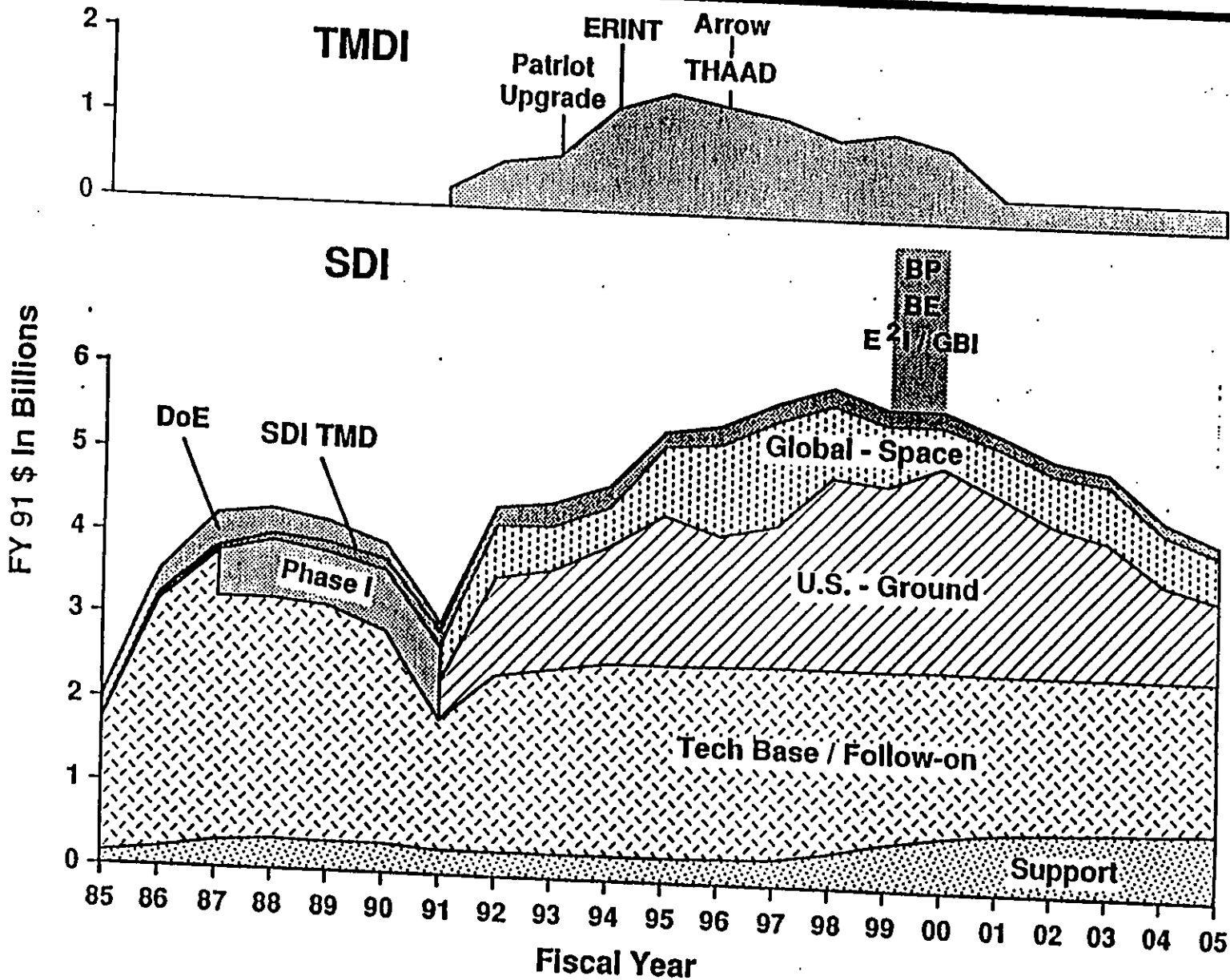


PROGRAM BUDGET HISTORY



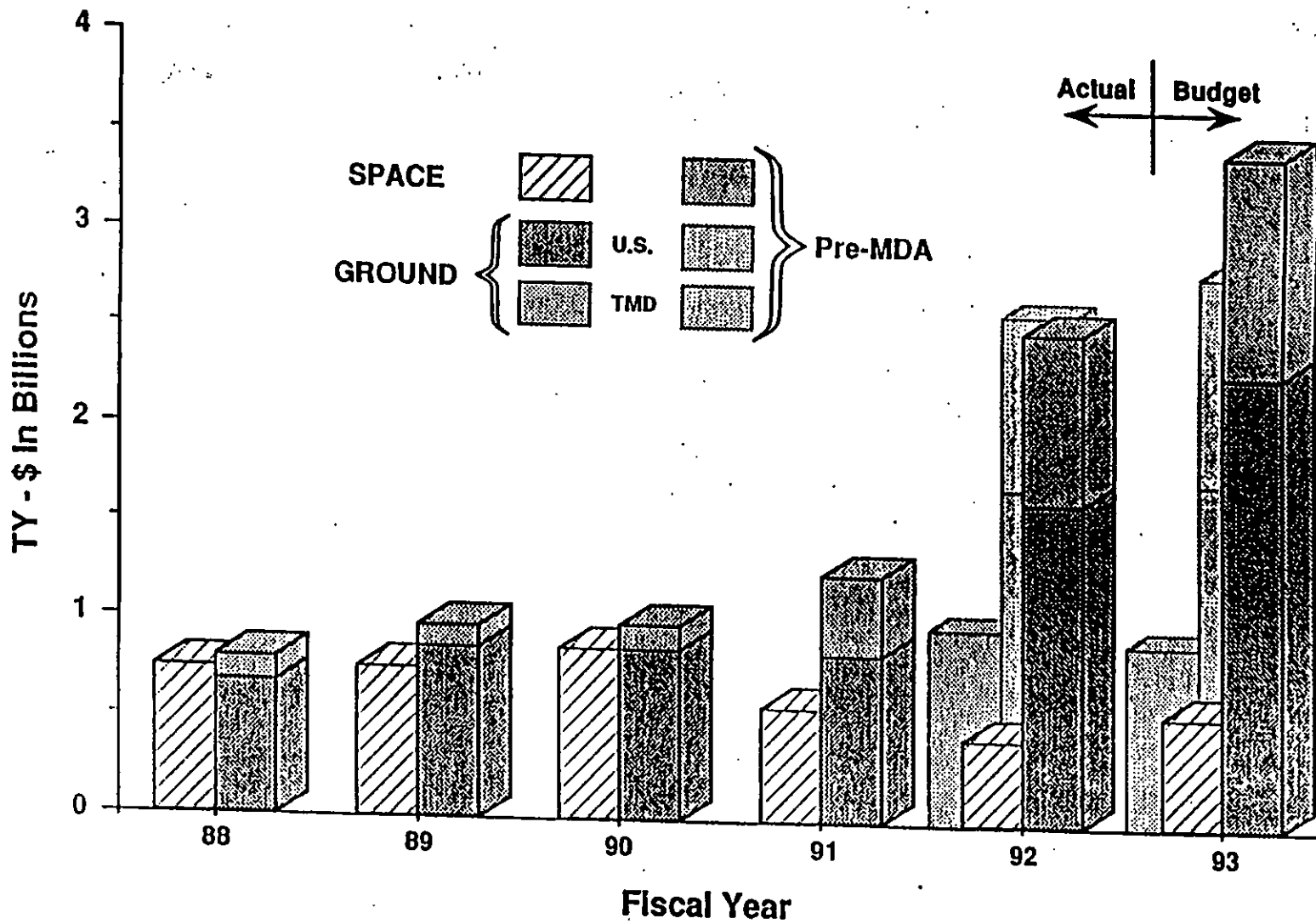


BMD BUDGET EVOLUTION





SPACE - GROUND R&D INVESTMENTS





STRATEGIC DEFENSE INITIATIVE FY 93 AMENDED BUDGET FYDP PROGRAM

TY \$ In Thousands

RDTE	FY 91	FY 92	FY 93
Dem / Val 6.3			
Theater Missile Defense	178,452	802,710	857,725
Limited Defense System	394,148	1,434,343	2,134,755
Space Based Interceptor	867,583	466,069	575,558
Follow-on	697,479	666,352	849,596
Research And Support	731,150	715,027	754,740
Total Dem / Val	2,868,812	4,084,501	5,172,374
EMD 6.4			
Theater Missile Defense		31,000	140,000
Limited Defense System			
Space Based Interceptor			
Total EMD		31,000	140,000
Total RDTE	2,868,812	4,115,501	5,312,374
Procurement			
Theater Missile Defense		25,000	62,500
Limited Defense System			
Total Procurement		25,000	62,500
MILCON			
Limited Defense System			40,200
Space Based Interceptor	3,870		
Research And Support	6,000	5,100	10,000
Total MILCON	9,870	5,100	50,200
Total SDIO	2,878,682	4,145,601	5,425,074



STRATEGIC DEFENSE INITIATIVE ORGANIZATION EXECUTING AGENT DISTRIBUTION

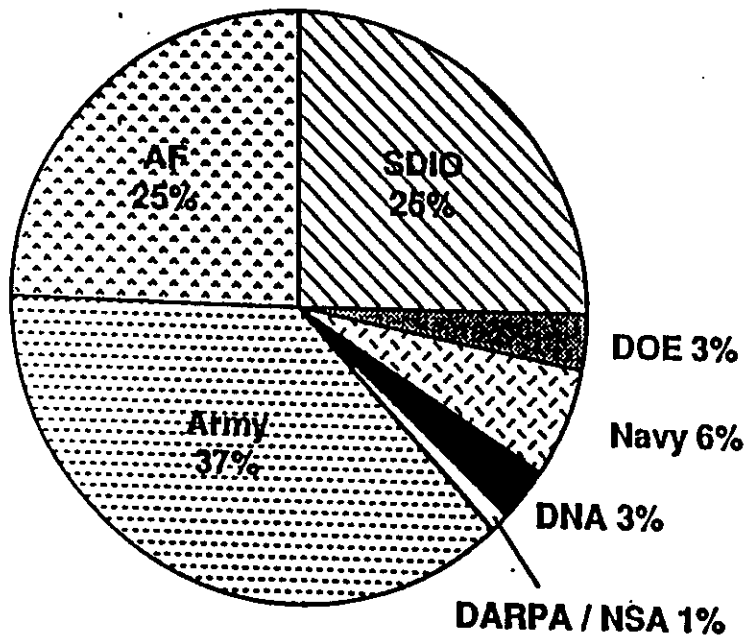
(\$ In Millions)

<u>Executing Agent</u>	<u>FY 90</u>	<u>FY 91</u>	<u>FY 92</u>	<u>FY 93</u>	<u>%</u>
DARPA	1.000	0.000	.000	.000	>1
DNA	67.517	42.955	55.029	52.405	1
DOE	161.036	222.647	141.125	116.240	2
NSA	.000	.000	10.284	10.803	>1
SDIO	737.973	854.975	1376.397	2079.733	39
U.S. Air Force	1151.339	563.830	502.308	777.123	14
U.S. Army	1297.799	1060.814	1828.090	2166.398	40
U.S. Navy	182.563	132.611	231.608	221.727	4
USSPACECOM	<u>1.001</u>	<u>.850</u>	<u>.760</u>	<u>.645</u>	>1
SDI Total	3600.228	2878.682	4145.601	5425.074	

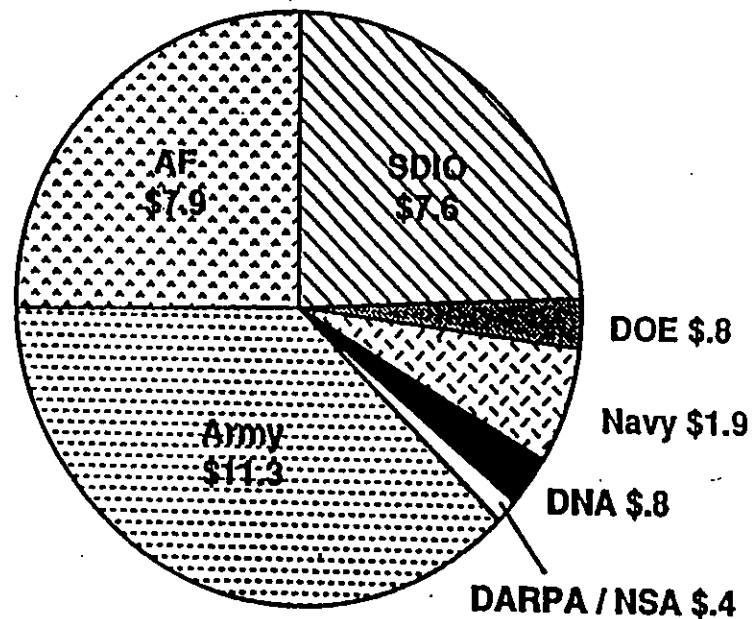


STRATEGIC DEFENSE INITIATIVE BY EXECUTING AGENT FY 85 - 93

Percentage



TY \$ Billions





FY 93 AMENDED PRESIDENT'S BUDGET

TY \$ In Millions

RDT&E	FY 92			FY 93		
	FY 92 / 93 Budget	Delta	FY 93 Amended Budget	FY 92 / 93 Budget	Delta	FY 93 Amended Budget
Theater Missile Defense	857.5	-23.8	833.7	890.7	+107.0	997.7
Limited Defensive Sys	1,600.4	-166.1	1,434.3	1,736.8	+398.0	2,134.8
Space Based Interceptor	829.9	-363.8	466.1	768.4	-192.8	575.6
Follow-on	1,168.2	-501.8	666.4	1,255.9	-406.3	849.6
Research And Support	694.6	+20.4	715.0	831.4	-76.7	754.7
Total	5,150.6	-1,035.1	4,115.5	5,483.2	-170.8	5,312.4



CONTRACT TERMINATIONS FY 92 APPROPRIATION

<u>Program</u>	<u>Title</u>	<u>(\$000)</u>	<u># Of People</u>	<u>Contractors / Subcontractors</u>	<u>City / State</u>
1101	Passive Sensors	1,975	104	Rockwell Hughes Aerojet NRC TRW Spire Corp Harris	Anahelm, CA El Segundo, CA Sacramento, CA Colorado Springs, CO Redondo Beach, CA Boston, MA Melbourne, FL
1103	Laser Radar	178	4	Laser Science	Cambridge, MA
1104	Signal Processing	1,645	72	Honeywell Raytheon Phillips Lab David Sarnoff Spire Corp Allied Signal IBIS N.C. State Unlv Of FL Texas Instruments	Plymouth, MN Sudbury, MA Hanscom AFB, MA Princeton, NJ Bedford, MA Columbia, MD Danvers, MA Raleigh, NC Gainesville, FL Dallas, TX
1201	Interceptor Component Technology	2,212	13	Thlokai Aerojet Westinghouse	Huntsville, AL Sacramento, CA Pittsburgh, PA

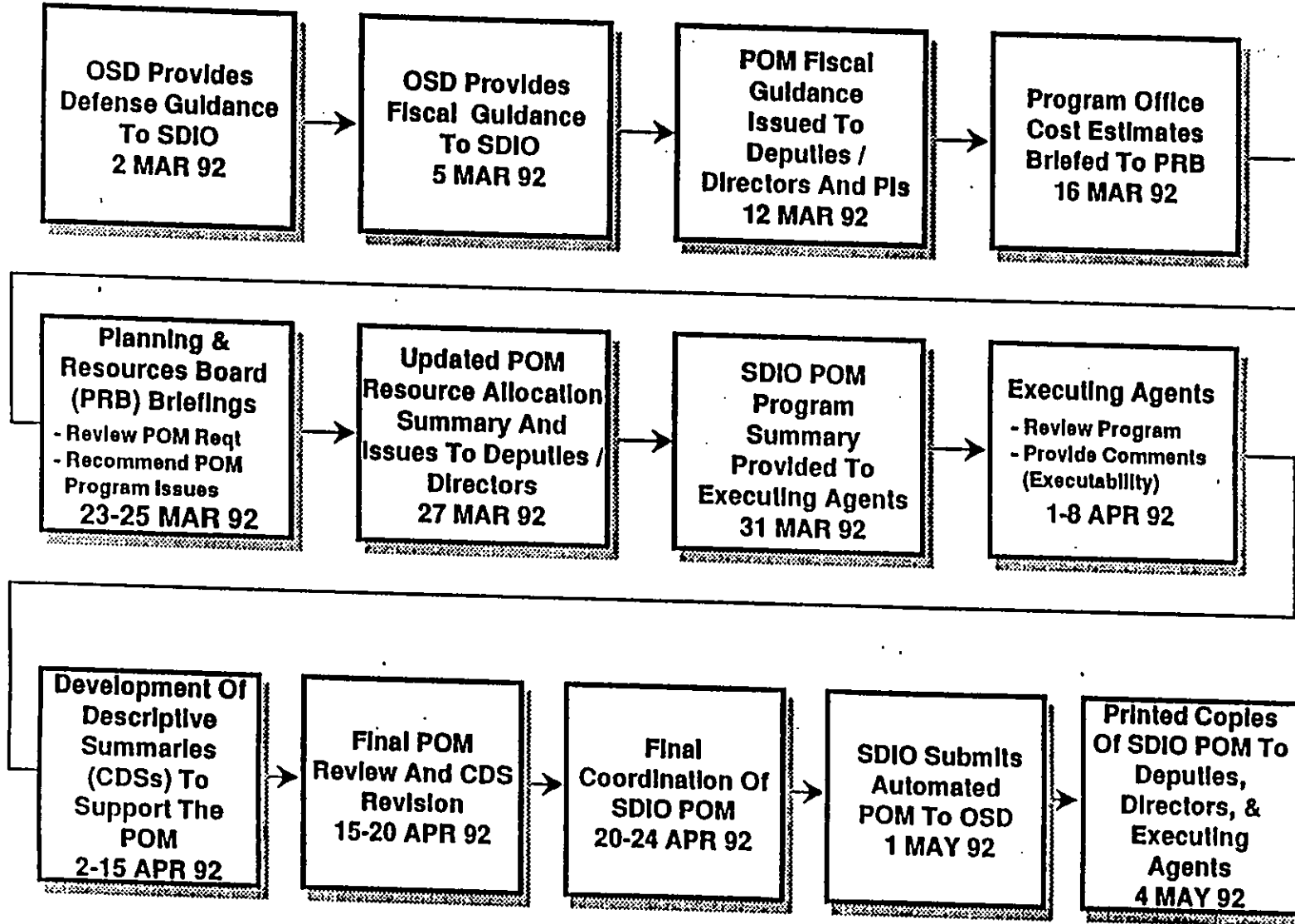


CONTRACT TERMINATIONS FY 92 APPROPRIATION (Cont'd)

<u>Program</u>	<u>Title</u>	<u>(\$000)</u>	<u># Of People</u>	<u>Contractors / Subcontractors</u>	<u>City / State</u>
1302	Chemical Laser	14,558	10	United Tech	West Palm Beach, FL
1303	Neutral Particle Beam	3,939	73	Grumman Corp	Long Island, NY
				Kirk Meyer Co	Santa Fe, NM
				Butler Svcs	Santa Fe, NM
				Salem Technical	Santa Fe, NM
				DOE	Los Alamos, NM
				Mission Rsch	Albuquerque, NM
				Spectra Tech	Bellview, WA
				Titan Tech	Albuquerque, NM
				Unlv Of NM	Albuquerque, NM
				K-Tech	Albuquerque, NM
				Sandia Lab	Sandia Base, NM
1503	Power + Power Cond	10,000	15	GE	San Jose, CA
				GE	Valley Forge, PA
				Westinghouse	Pittsburgh, PA
				TECO	Boston, MA
1105	Discrimination	1,183	27	Hughes	El Segundo, CA
				Boeing	Seattle, WA
				Nichols	Huntsville, AL



SDIO FY 94 - 99 POM PROCESS



STRATEGIC DEFENSE INITIATIVE

Strategic Defense In The 1990's

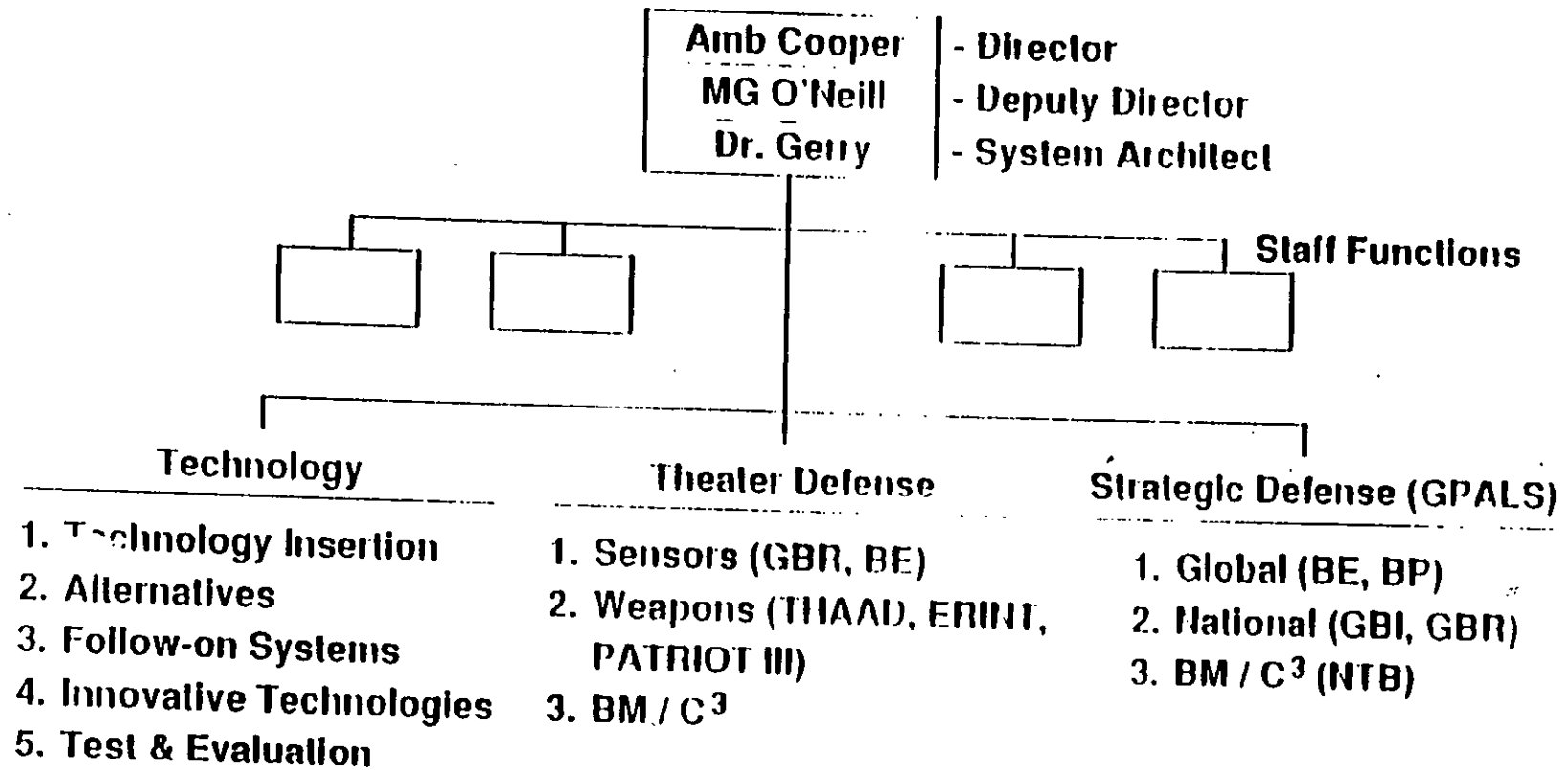


**Col Simon P. (Pete) Worden, USAF
Deputy For Technology
Strategic Defense Initiative Organization**



UNCLASSIFIED

SDIO TODAY



UNCLASSIFIED

TEST AND EVALUATION

**INTERCEPTOR
TECHNOLOGY**

SENSOR TECHNOLOGY

TECHNOLOGY OVERVIEW

KEY TECHNOLOGY

DIRECTED ENERGY

**INNOVATIVE SCIENCE
& TECHNOLOGY**



UNCLASSIFIED

TECHNOLOGY FASTER, CHEAPER AND BETTER

UNCLASSIFIED

FD-275 (11/01/2002)



UNCLASSIFIED


TECHNOLOGY INSERTION

UNCLASSIFIED

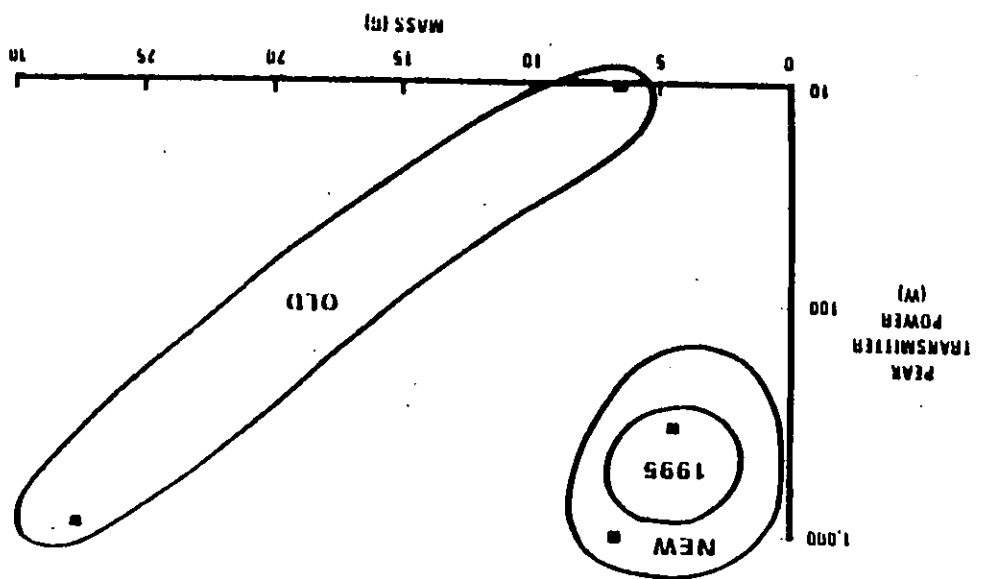
In 23545 / 012182



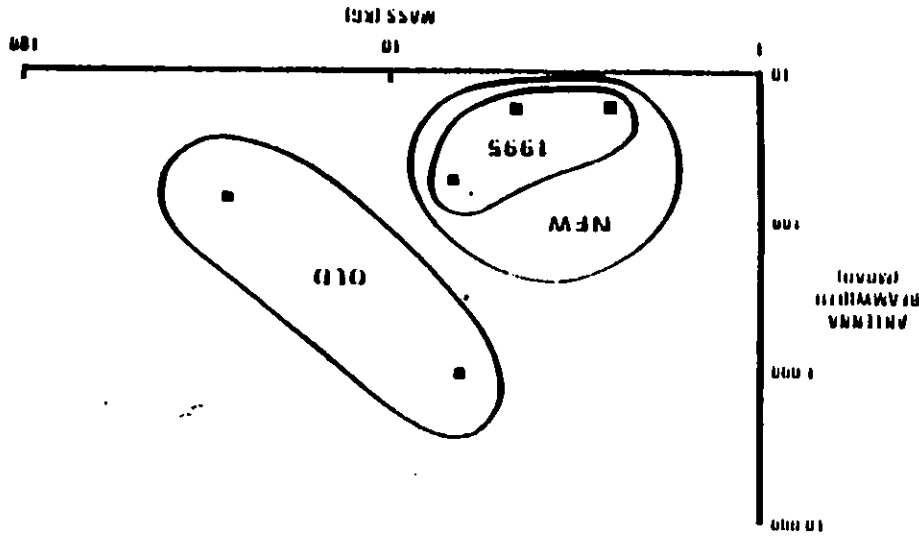
ACTIVE SEEKERS COMPONENTS



NEW TRANSMITTER PEAK POWER VS MASS



RAVAN ANTENNA BEAMWIDTH VS MASS



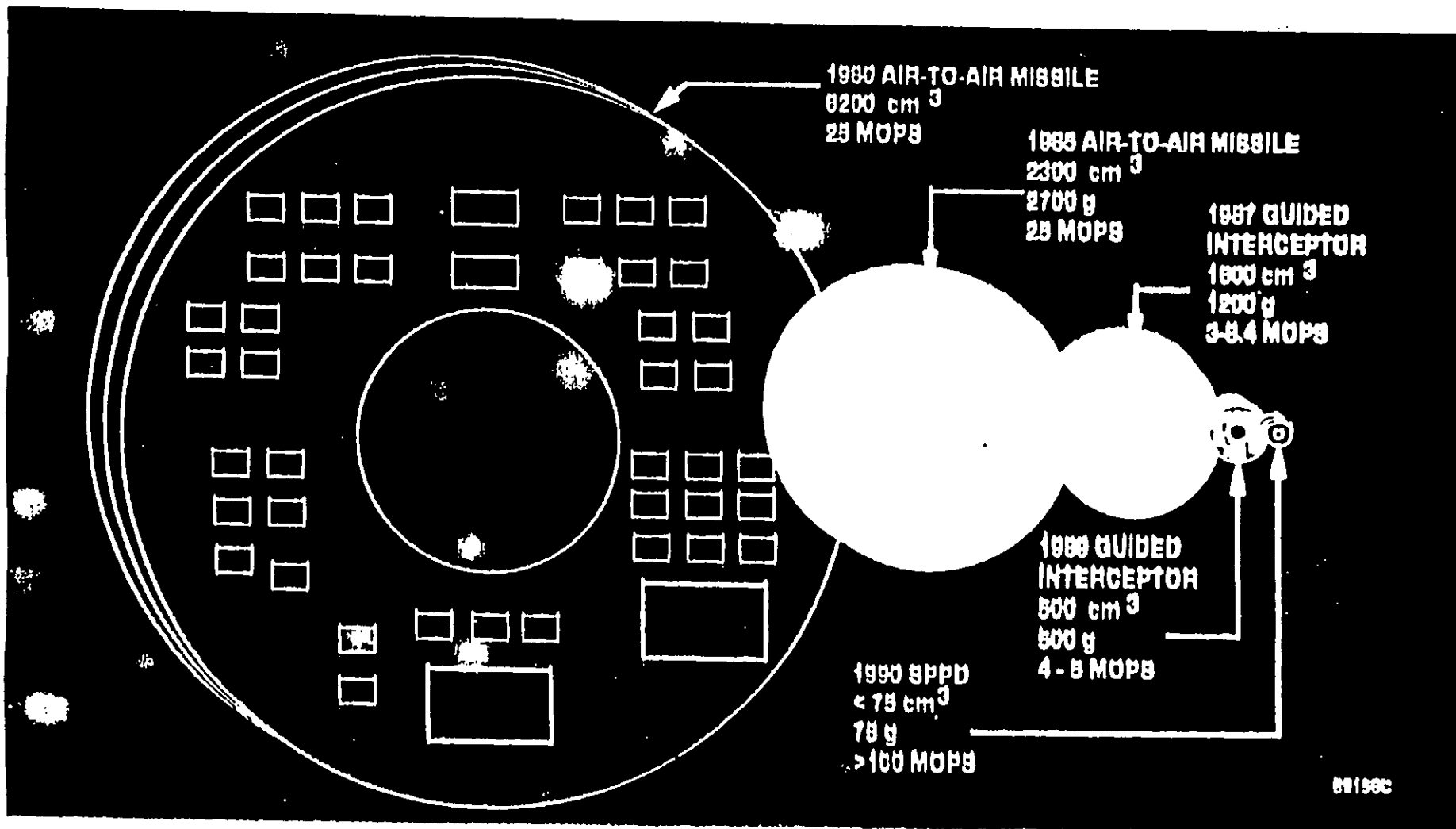
(UNCLASSIFIED)

0110183
0801110



UNCLASSIFIED

SIGNAL PROCESSOR VOLUME IS A KEY DRIVER OF INTERCEPTOR



UNCLASSIFIED

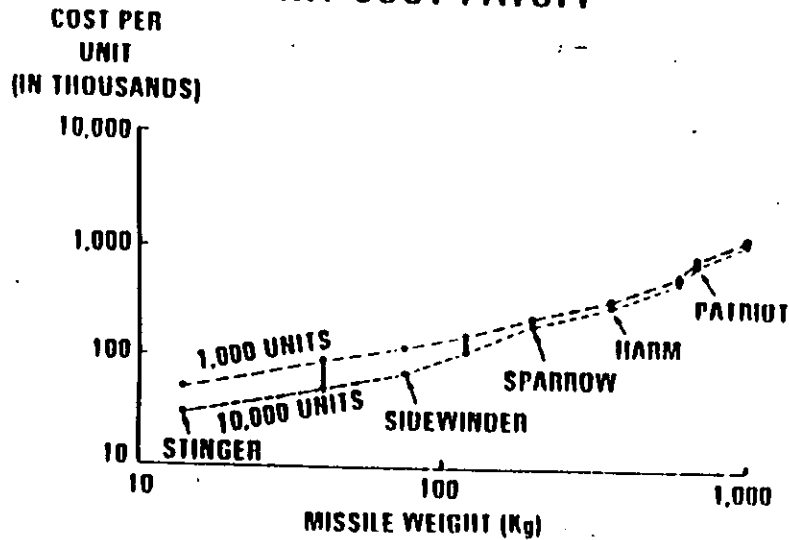
311 7116
28 11-91




UNCLASSIFIED

BOTTOM LINE ON SIZE AND COST

UNIT COST PAYOFF



THAAD MOBILITY LOGISTICS PAYOFF



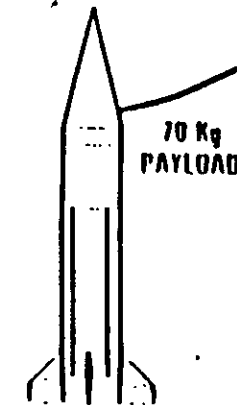
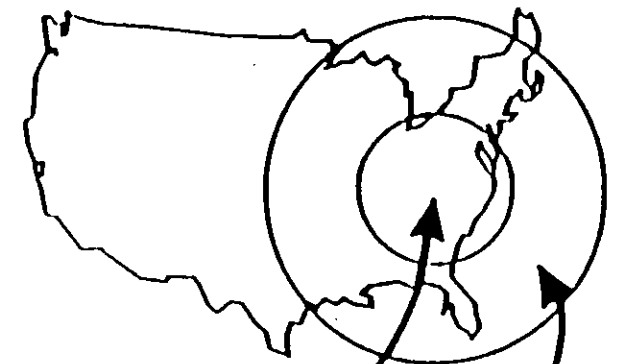
1991

1996

8 TIMES LOADOUT FOR SMALL INTERCEPTORS

GBW

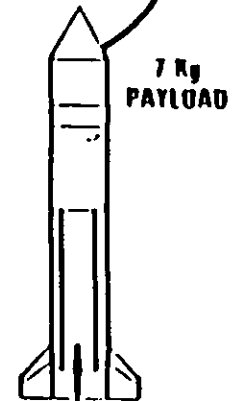
PERFORMANCE LOGISTICS PAYOFF



70 Kg PAYLOAD

VELOCITY = 5 Km/sec

1991



7 Kg PAYLOAD

VELOCITY = 7.2 Km/sec

1996

ONE-TENTH SIZE YIELDS 4 TIMES PROTECTED AREA

UNCLASSIFIED

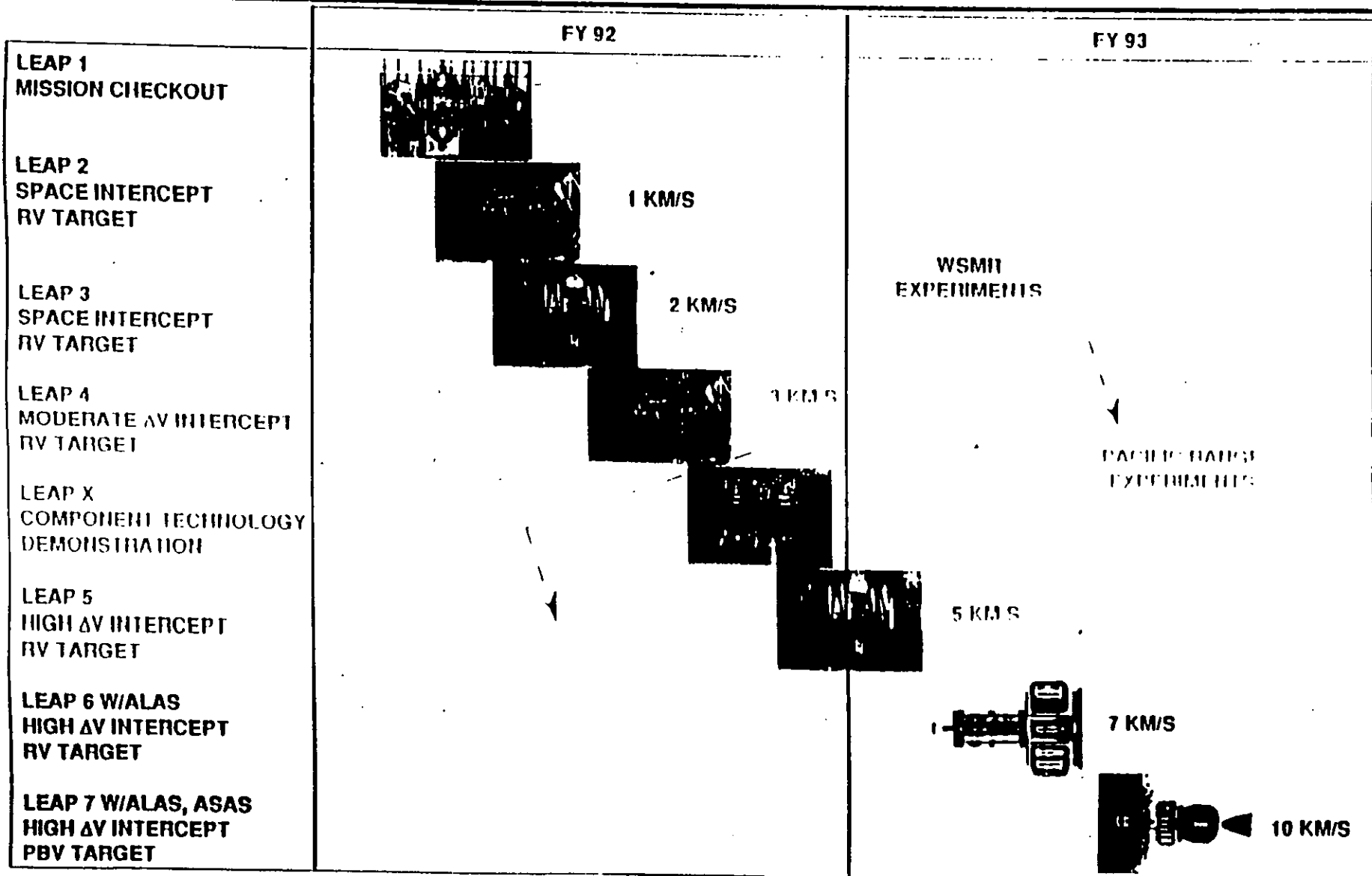
Small illegible text at the bottom right corner.



UNCLASSIFIED



LEAP FLIGHT TEST SCHEDULE



UNCLASSIFIED



UNCLASSIFIED

ALTERNATIVES

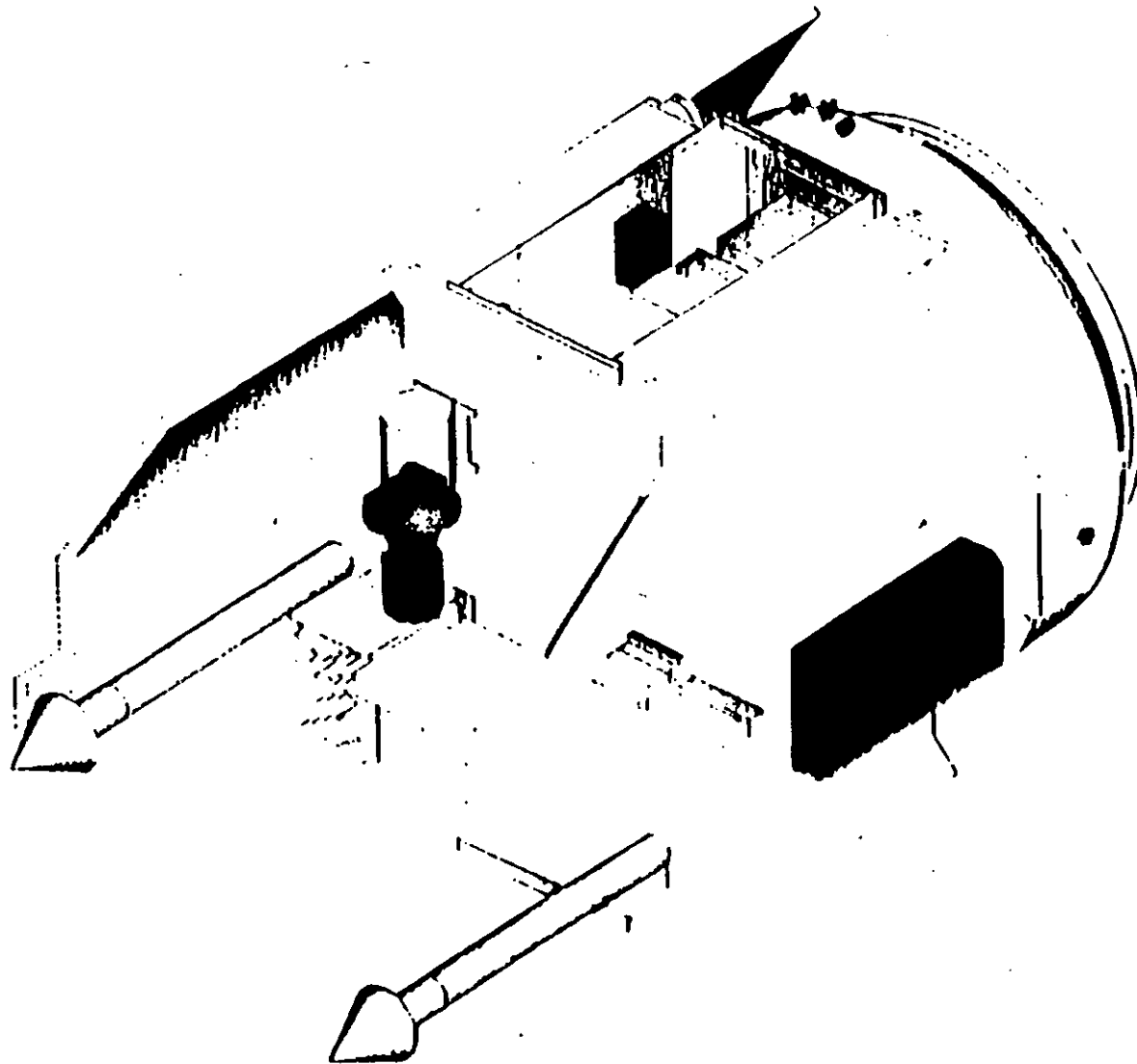
UNCLASSIFIED

DD FORM 2350E 10/21/07



UNCLAS

MSTI SATELLITE MULTIMISSION BUS CONCEPT




UNCLASSIFIED

DTIC 100
17 Nov 91



UNCLASSIFIED

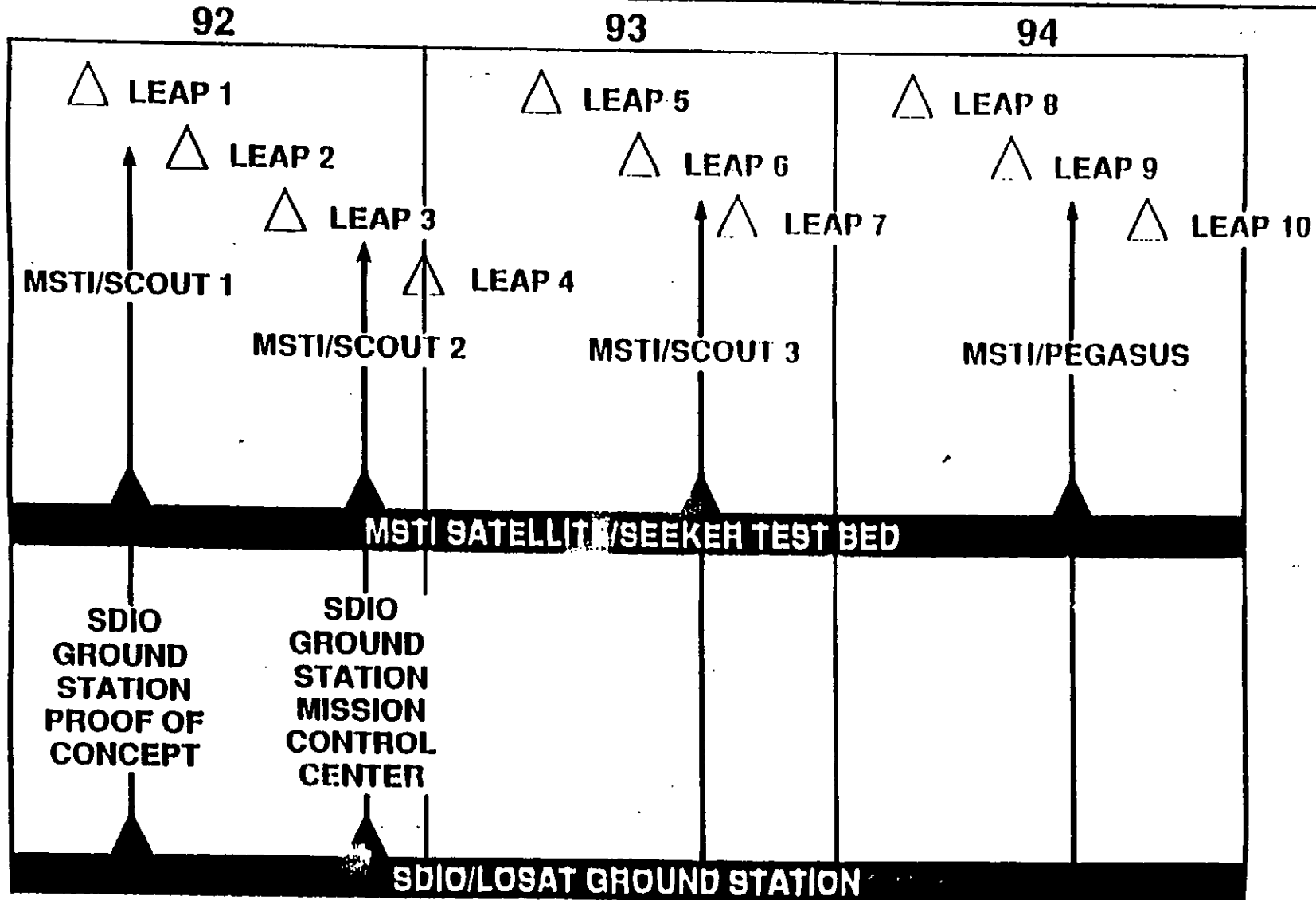
MSTI SATELLITE INTEGRATION AT PHILLIPS LAB EDWARDS AFB





UNCLASSIFIED

MSTI DEPLOYMENT AND LEAP FLIGHT TESTS




UNCLASSIFIED

SDIO FORM 24 10/92

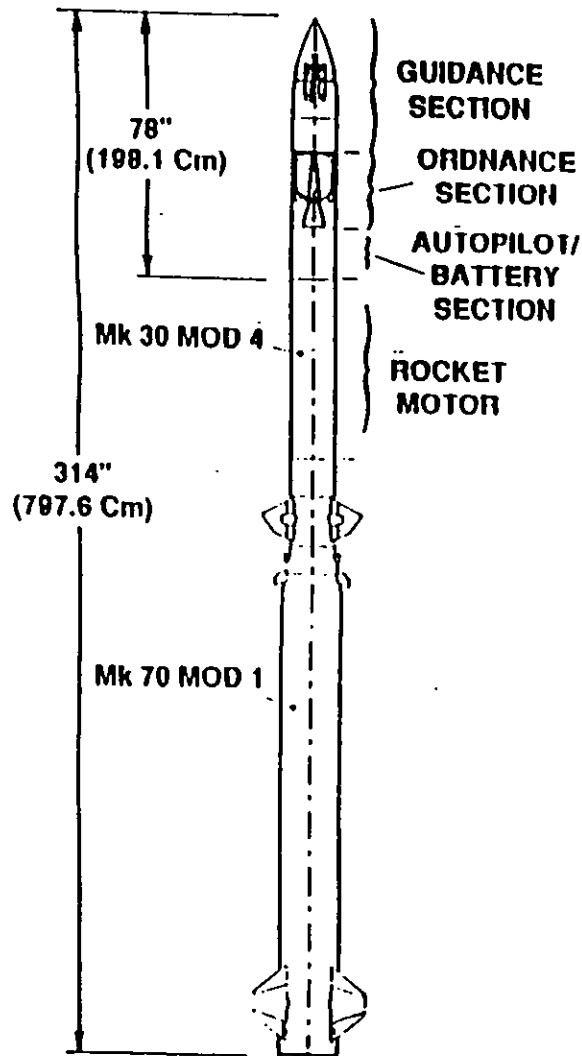


UNCLASSIFIED

LEAP LAUNCH VEHICLE PERFORMANCE USING SM 2 BLOCK II ER (TERRIER) BOOSTER AND SUSTAINER PLUS ASAS



WEIGHT: 3,383 LB (1,522 Kg)
13.5" (34.3 Cm)



VELOCITY (Kps)

ALTITUDE (Km)

3.5
3.0
2.5
2.0
1.5
1.0
0.5
0

500
400
300
200
100
0

65° LAUNCH ELEVATION ANGLE
100 LBS ADDITIONAL PAYLOAD

ASAS

SM 2 BLOCK II ER WITH ASAS

FINE ASAS

SM 2 BLOCK II ER

DOWNRANGE (Km)

UNCLASSIFIED

91U 10171
018p 01



UNCLASSIFIED



NAVY LEAP GETS YOU ...

FLIGHT	1	2	3	4	5	6	7	8	9
DATE	FEB 92	MAY 92	SEP 92	DEC 92	FEB 93	MAR 93	JULY 93	SEP 93	DEC 93
RANGE	ATWTF	WSMR			EIR, ATWTF, OR PACIFIC RANGE				
INTERCEPTOR LAUNCH MODE	SHIPBOARD RAIL	DESERT SHIP RAIL			WSMR VIS/RAIL	SHIPBOARD VIS/RAIL	SHIPBOARD VIS/RAIL		
RISK MODE	NONE	WASS MOCKUP	WASS MOCKUP	ADVANCED SILEO	REAL SCENE TEST				
SUSTAINER		MR 30 MOD 2			MR 30-MR 104				
BOOSTER		SM2 BLOC IER			SM2 BLOC IER	ON	SM2 BLOC IV		
INTERCEPTION	WASS MOCKUP	STEP 1 OR			STEP 2 OR	STEP 3			
FINE CONTROL ELEMENTS	TIMING	TIMING	TIMING	RADAR TRACK AND ALERT	SHIPBOARD AYCIS (HODI) TERRIER				
CLOSING VELOCITY	7.7 NM/S	7.7 NM/S	8.2 NM/S	7 NM/S	7.7 NM/S	7.7 NM/S	8.2 NM/S	8.2 NM/S	8.2 NM/S

- 9 FLIGHT TESTS
- 5 AT SEA DEMO
- EARLY SHIPBOARD DEMONSTRATION
- PROVIDES AGGRESSIVE PRE-THAAD TMD ROLE
- MERGES SDIO/NAVY TEST AND TECHNOLOGY INFRASTRUCTURES
- BRINGS NAVY TO TECHNOLOGY READINESS

NAVY LEAP WILL HAVE DEMONSTRATED EXO-TMD CAPABILITY BY 1993

UNCLASSIFIED



UNCLASSIFIED

AIRBORNE LASER

UNCLASSIFIED

fm 23547 / 012192




INITIAL OBSERVATIONS

- **BOOST PHASE INTERCEPT WOULD BE A COMPELLING ADDITION TO THEATER MISSILE DEFENSE**
- **AIRCRAFT-BASED LASERS (ABL) OFFER PROMISE IN PROVIDING SUCH A CAPABILITY**
- **ABL IS NOT A NEW CONCEPT; A 10^{14} W/sr CLASS LASER SHOT DOWN AIR-TO-AIR MISSILES IN 1983-84**
- **THE TECHNOLOGY BASE CREATED IN OVER TWO DECADES OF WORK SUPPORTS THE CONCEPT**
- **FOCUSED PROGRAM COULD YIELD OPERATIONAL CAPABILITY EARLY IN THE NEXT DECADE**



Airborne Laser Laboratory (ALL)




- Demonstrator program: 1970 to 1983
- Laser- High Energy CO₂ GDL (10.6 μ m)
- 60 cm Pointer telescope
- Demonstrated
 - 6 μ rad class tracking (1 sigma - 1 axis)
 - Destroyed 5 Air to Air missiles (AIM-9)
 - Destroyed 2 Cruise missiles (BQM-34)



IRAQ "SCENARIO SUMMARY"

• OPTIMIZED THREAT BASING ASSUMED FOR MAXIMUM OFFENSE CAPABILITY



Threat Class

- I ■ 200 km Range
- II ■ 500 km Range
- III ■ 1000 km Range
- IV ■ 3000 km Range



UNCLASSIFIED

FOLLOW-ON

UNCLASSIFIED

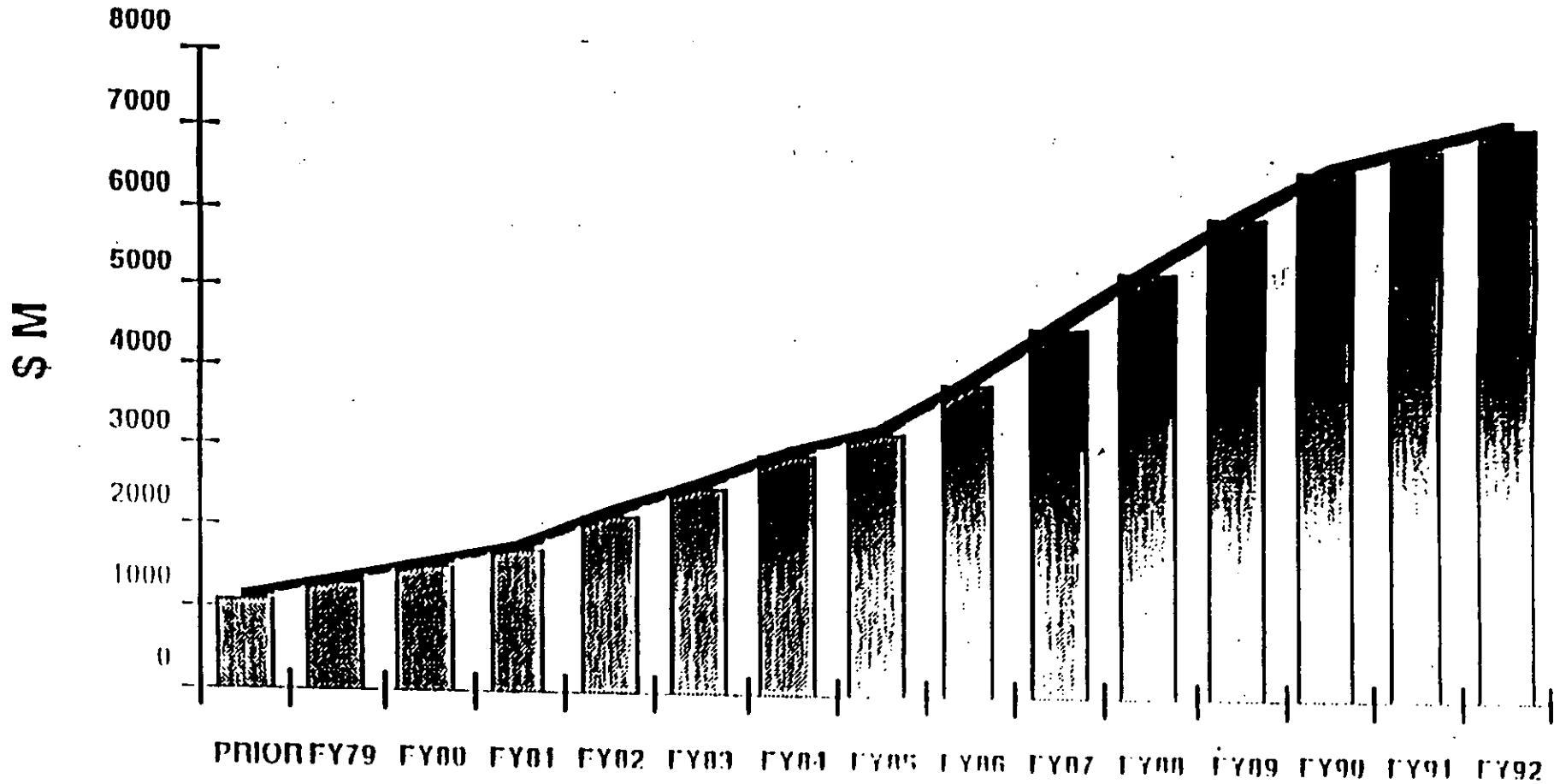


STARWARS - THE DREAM IS ALIVE AND WELL!

- DoD Has Made Considerable Investments In Directed Energy (Speed-Of-Light) Weapons Technology For Two Decades
- Pay-Offs Are Emerging Now
 - Near Weapon Level Components Have Been Built And Tested, And Are Now Being Integrated For Mid-90s Tests
- In The Next Decade, This Nation Can Field Truly Unique Weapon Systems For A Broad Variety Of Defense Missions, e.g.
 - Boost-Phase Intercept Of Strategic And Theater Missiles
 - Interactive Discrimination Of Decoys From Warheads
 - Worldwide Full-Time Air Superiority
 - Highly Robust Surveillance

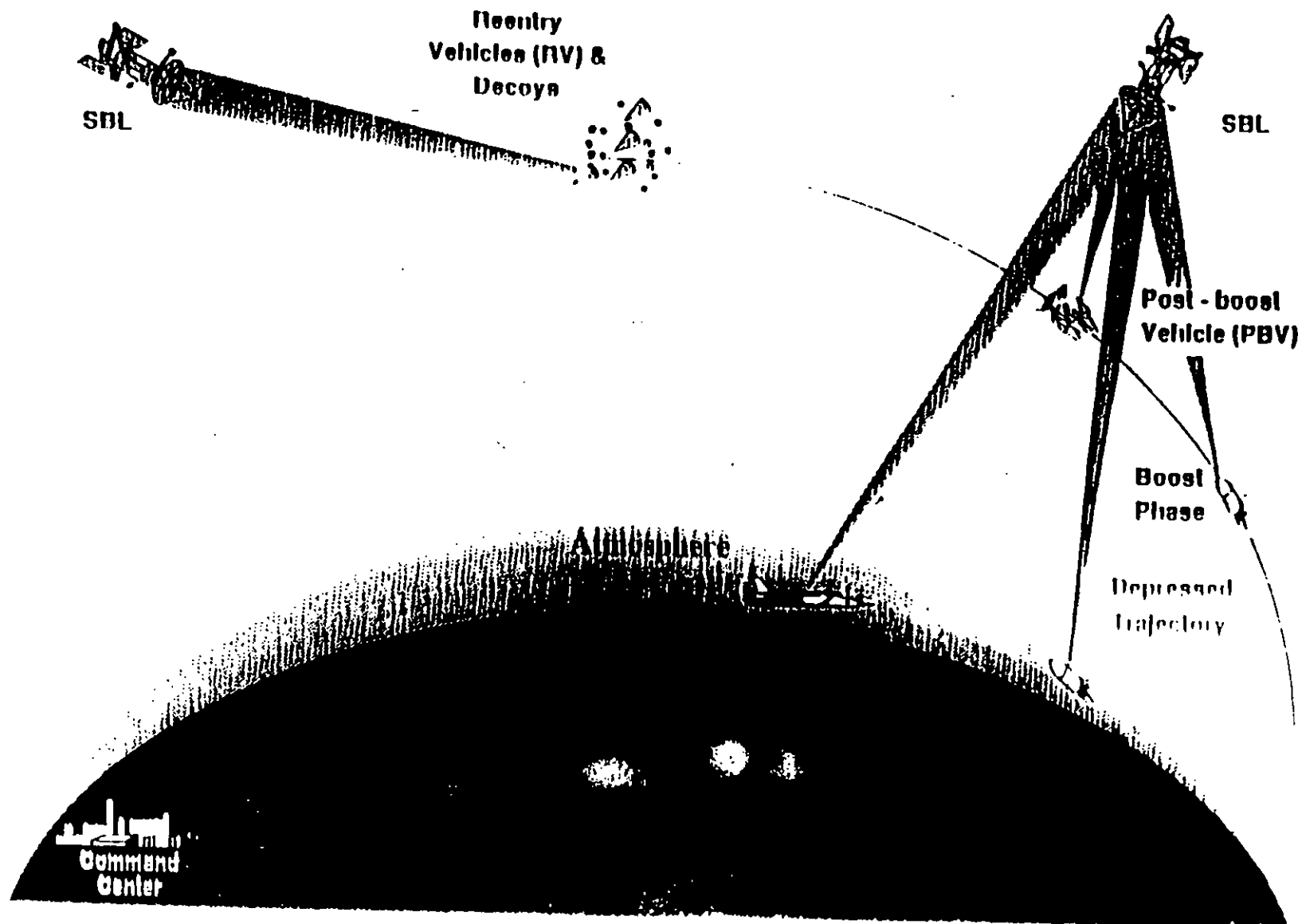


DIRECTED ENERGY INVESTMENT THEN YEAR DOLLARS



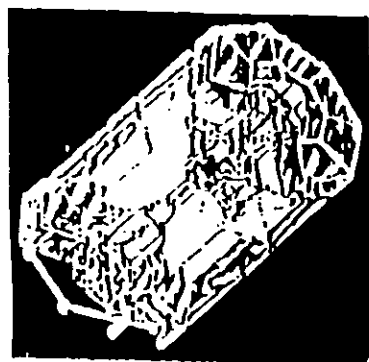


SPACE BASED CHEMICAL LASER






LASER DEVICE TECHNOLOGY



Alpha Laser




Gain Generator Assembly



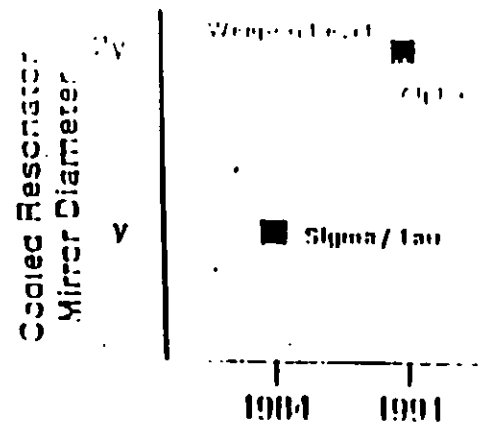
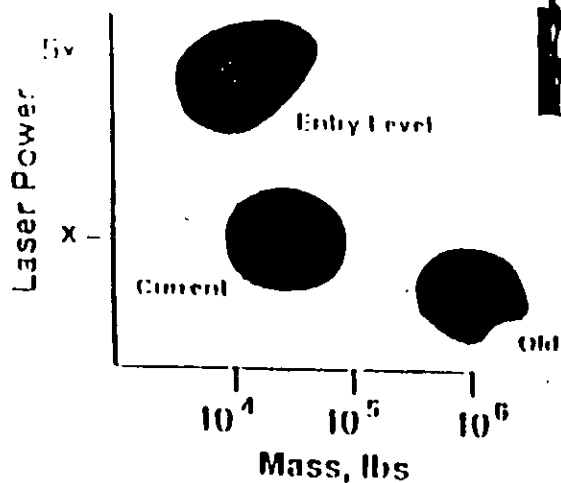
Optics



Test Facility



Alpha Near Field Irradiance







UNCLASSIFIED

INNOVATIVE TECHNOLOGY

UNCLASSIFIED

Jm 73549 / 012192



UNCLASSIFIED

MISSION ISSUE

*Create New Materials To Improve The Performance, Survivability
And Miniaturization Of SDI Systems*

Technical Goal

- **Thrust The U.S. Into A New "Age" Of Diamond For Windows, Coatings, And Electronics**

Payoff

- **Integrated Circuits With Higher Density, Higher Temperature And Faster Speed**
- **Thin Rocket Windows To Withstand High Speeds**
- **Diamond Hard Protective Coatings For *Everything***

UNCLASSIFIED

In 21552 / 012192



DIAMOND PROPERTIES

PROPERTIES	DIAMOND	ALTERNATIVE MATERIAL
HARDNESS (kg/mm ²)	9000	4500 (Boron Carbide)
THERMAL CONDUCTIVITY (W/m/K)	2000	130 (Silver)
OPTICAL TRANSMISSION (µm)	0.22 to > 100	0.2 to 4 (Silica)
COEFFICIENT OF FRICTION	0.05 - 0.1	0.1 (Teflon)
ELECTRICAL RESISTIVITY (Ωcm)	1×10^{16}	1×10^{15} (Alumina)
THERMAL SHOCK (W/m)	10,900,000	10,600 (Zirconia)
TENSILE STRENGTH (kg/mm ²)	290	35 (Alumina)



IST

DIAMOND

DIAMOND PROPERTIES

- HIGH THERMAL CONDUCTIVITY
- HIGH E BREAKDOWN STRENGTH
- RADIATION-HARD
- PHYSICALLY HARD

- HIGH-TEMPERATURE (REFRACTORY)

- HIGH DIELECTRIC STRENGTH

APPLICATION

DENSE LOGIC CIRCUITS, HIGH-ENERGY LASER WINDOW COATINGS

U-WAVE & MILLIMETER WAVE POWER

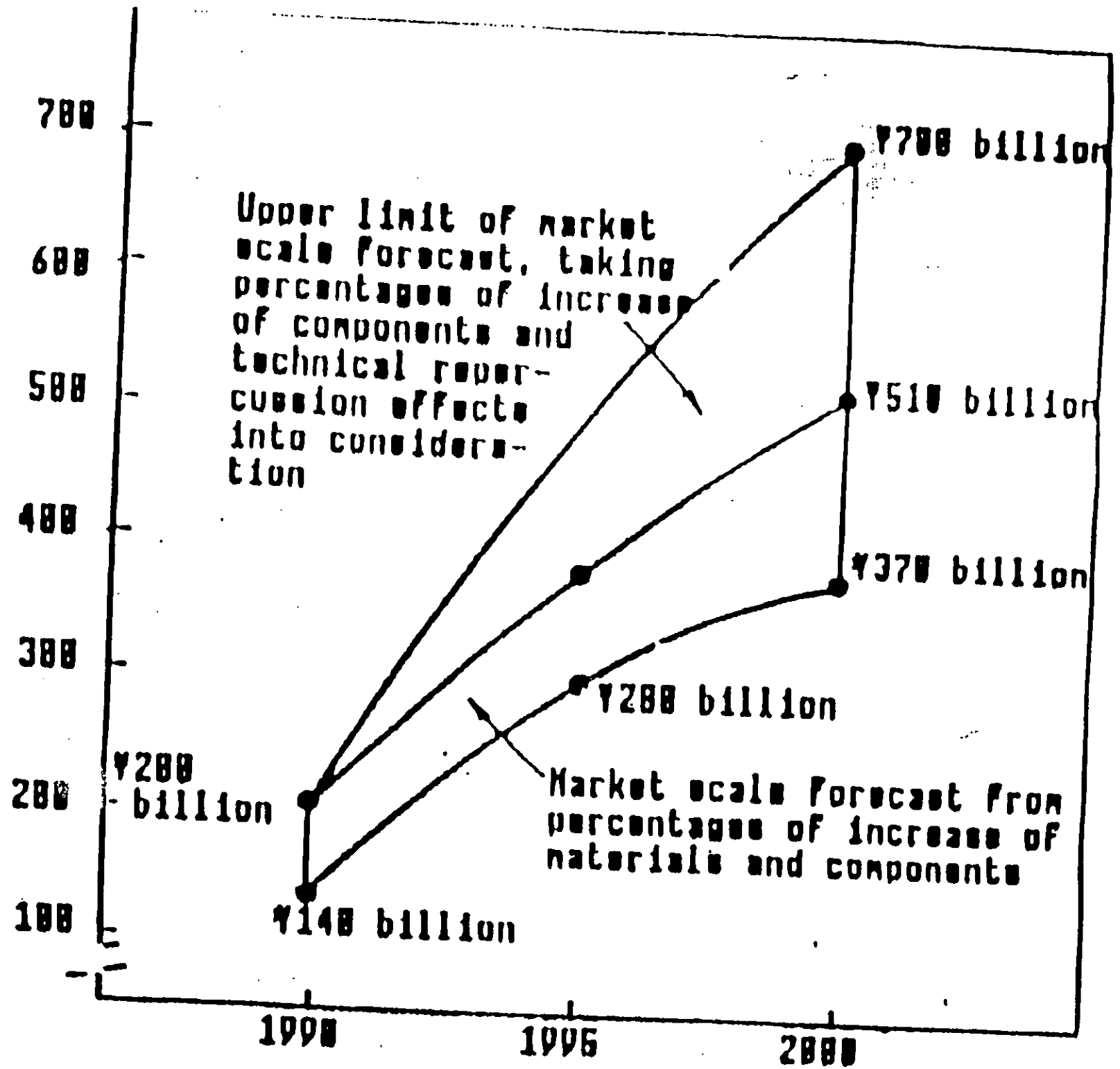
SPACE ELECTRONICS

COATINGS: GLASSES, SURGICAL INSTRUMENTS, PROSTHESES, COMPUTER DISCS, AUDIO SPEAKERS

SPACE ELECTRONICS, COMPUTERS, AUTO IGNITIONS & MONITORING

HIGH POWER CAPACITORS, ULTRA-FAST MICROELECTRONICS

Total sales of new diamond materials and components





LAUNCH SERVICES





OBJECTIVE



- CENTRALIZE THE ACQUISITION, MANAGEMENT, AND CONTROL OF LAUNCH REQUIREMENTS AND
 - REDUCE LAUNCH COST (MULTIPLE LAUNCH VS SINGLE LAUNCH PROCUREMENTS).
 - CREATE CENTER OF LAUNCH EXPERTISE
 - MAXIMIZE THE BENEFITS OF LESSONS LEARNED
 - ELIMINATE DUPLICATION OF EFFORT
 - REMOVE LAUNCH VEHICLE / LAUNCH SERVICES RESPONSIBILITY FROM EXPERIMENTER/SCIENTIST



CURRENT MANIFEST



• BASIC CONTRACT FLIGHTS

LEAP 1
LEAP 2
LEAP 3
LEAP 4
PLACEHOLDER
SPFE 6 (BP?)

• SECOND CONTRACT OPTION FLIGHTS

LEAP X
LEAP 5
LEAP 6
LEAP 7

• FIRST CONTRACT OPTION FLIGHTS

ZEST 1
ZEST 2
SPFE DEMO (BP 1M)
ASTRAL DANCER 1 & 2 (CANCELLED)

• THIRD CONTRACT OPTION FLIGHTS

ENDO LEAP 1, 2, & 3
PLACEHOLDER
PLASMA RADIATION



**PHASE II DC-X
TECHNOLOGY DEMO**



UNCLASSIFIED

PROGRAM GOALS

- FLIGHT TEST OF REUSABLE SUBORBITAL ROCKET
- ENABLING TECHNOLOGY DEMONSTRATION
 - APPLICATION OF EXISTING TECHNOLOGY
 - SYSTEMS APPROACH TO LAUNCH
- DEVELOP AND DEMONSTRATE TECHNOLOGY BASE FOR DERIVED VEHICLES COST EFFECTIVE TO SDIO
 - CREATE DATABASE ENABLING A NEW CLASS OF SUBORBITAL TRANSPORTATION
 - ENABLE NATIONAL OPTION TO INVEST IN COST EFFECTIVE SSTD VEHICLE

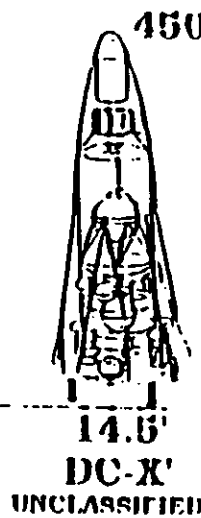
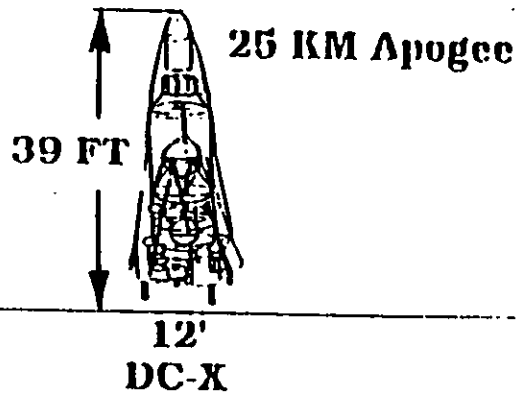
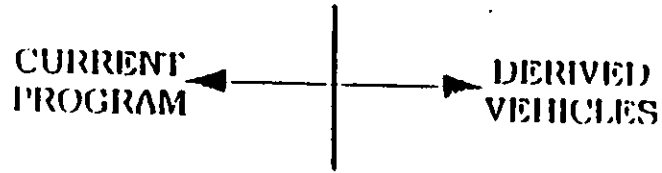
UNCLASSIFIED

PHASE II 3

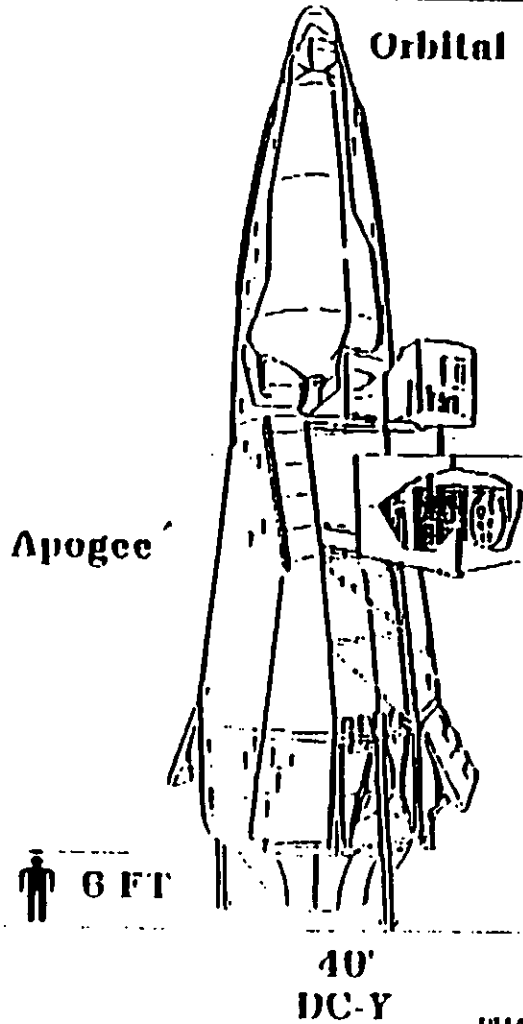


UNCLASSIFIED

POTENTIAL DERIVED VEHICLES



UNCLASSIFIED



PHASE II 2



UNCLASSIFIED

CONCLUSIONS

-
- PHASE II IS A TECHNOLOGY DEMONSTRATION PROGRAM TO:
 - DETERMINE IF CURRENT CONCEPTS AND TECHNOLOGIES WILL SUPPORT THE DEVELOPMENT OF A SUBORBITAL RECOVERABLE ROCKET DEVELOPMENT FOR USE IN SDIO SYSTEM TESTING
 - SDIO HAS NO PLAN NOR BUDGET FOR FULL SCALE ORBITAL VEHICLE DEVELOPMENT
 - PHASE II EFFORTS WILL MAXIMIZE TECHNOLOGY TRANSFER TO A FUTURE ORBITAL VEHICLE

UNCLASSIFIED

PHASE II 7